

12 ROADS CHANGE TIME IN THIS ISSUE

The
**TEXAS
& OKLAHOMA
OFFICIAL
RAILWAY & HOTEL
GUIDE**

CONTAINS
COMPLETE TIME TABLES
OF ALL RAILWAYS IN
TEXAS
AND
OKLAHOMA
TOGETHER WITH A
RELIABLE HOTEL DIRECTORY

ALSO
A COMPLETE LIST
OF RAILWAY STATIONS
SHOWING POPULATION
POST OFFICES
TELEGRAPH
STATIONS AND
EXPRESS OFFICES

INDORSED BY ALL RAILWAY LINES

JANUARY, 1917

PRICE 20¢ PER COPY. \$2.00 PER YEAR
PUBLISHED MONTHLY BY

THE TEXAS RAILWAY GUIDE CO.

ST. LOUIS, MO.

PLAZA HOTEL, PORT ARTHUR, TEXAS

ROOMS \$1.00, \$1.50 and \$2.00.
MEALS 50¢, 75¢, SUNDAY DINNER \$1.00.

ASK FOR TICKETS VIA THE

BALTIMORE & OHIO

THE LINE WITH
SERVICE PLUS SCENERY

GO VIA

AMERICA'S FIRST RAILROAD
FROM ST. LOUIS

To

CINCINNATI, LOUISVILLE, WASHINGTON, D. C.,
BALTIMORE, PHILADELPHIA & NEW YORK
And many other Eastern Destinations.

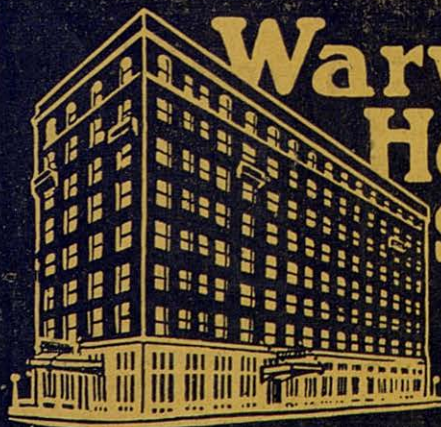
3 SOLID STEEL EQUIPPED TRAINS DAILY.
Through the Mountains to the Sea.
Unexcelled Dining Car Service.

Tickets may be had of any Railroad Agent in the West.

For information as to fares, time of trains, or other particulars, Address,

H. C. STEVENSON,
Southwestern Pass. Agent,
1010 Southwestern Life Bldg., Dallas, Tex.

F. D. GILDERSLEEVE,
Asst. General Pass. Agent,
316 North Broadway, St. Louis, Mo.



Warwick Hotel St. Louis

New! Fireproof!
Circulating ice
water, telephone
and electric fan
in every room.

◆ FIFTEENTH AND LOCUST STS. ◆

200 Rooms—200 Baths. Rates \$1.50, \$2.00, \$2.50

Send for folder. James E. Buchanan, Manager

THE
TEXAS AND OKLAHOMA
OFFICIAL RAILWAY AND HOTEL GUIDE,

CONTAINING

The Official Time Tables of all Railway Lines Operating in Texas and Oklahoma, also Useful and Valuable Information for the Traveling Public, for Shippers, and for Railway Men Generally. ❀ ❀



ENDORSED BY ALL RAILWAY LINES.

Copyrighted, 1897.



Entered as Second Class Matter December 24, 1907, at the Post Office at St. Louis, Mo., under the Act of Congress of March 3rd, 1879.

VOL. XXII. JANUARY, 1917. No. 1

PUBLISHED MONTHLY BY
THE TEXAS RAILWAY GUIDE CO.

RAILWAY EXCHANGE BLDG.,
ST. LOUIS, MO.

INDEX.

	Page
Endorsement of Railway Officials.....	7
Hotel Directory of Oklahoma.....	24-26
Hotel Directory of Texas.....	13-23
Railway Stations in Oklahoma.....	138-143
Railway Stations in Texas.....	122-137
Railway Time Tables.....	26-121
49 Abilene & Southern Ry.....	49
27 Angellina & Neches River R. R.....	27
98 Artesian Belt R. R.....	98
87 Asherton & Gulf R. R.....	87
68 Atchison, Topeka & Santa Fe Railway.....	68-71
101 Bartlett Western Ry.....	101
58 Beaumont & Great Northern R. R. (see Missouri, Kansas & Texas Ry. of Texas)	58
119 Beaumont, Sour Lake & Western Ry.....	119
115 Brownwood, North & South Ry.....	115
79 Burr's Ferry, Brownel & Chester Ry. (see "Southern Pacific Lines").....	79
97 Caro Northern Railway Co.....	97
104 Chicago, Rock Island & Pacific Railway.....	104-111
104 Chicago, Rock Island & Gulf Railway.....	104-111
27 Clinton & Oklahoma Western Ry.....	27
61 Concho, San Saba & Llano Valley R. R. (see Gulf, Colorado & Santa Fe Ry.).....	61-67
88 Cotton Belt Route (St. Louis Southwestern Railway Company of Texas).....	88-92
92 Eastern Texas Railroad.....	92
110 El Paso & Southwestern System.....	110
87 Fort Smith, Poteau and Western R. R.....	87
97 Fort Smith & Western Railroad.....	97
102 Fort Worth & Denver City Railway.....	102
118 Fort Worth & Rio Grande Railway.....	118
74 Galveston, Harrisburg & San Antonio Ry. "Southern Pacific Lines".....	74-85
86 Galveston, Houston Electric Ry. Co.....	86
86 Galveston, Houston & Henderson Railroad.....	86
87 Groveton, Lufkin & Northern Ry.....	87
119 Gulf Coast Lines.....	119-121
61 Gulf & Interstate Railway of Texas (see Gulf, Colorado & Santa Fe Ry.).....	61-67
61 Gulf, Colorado & Santa Fe Railway.....	61-67
32 Gulf, Texas & Western Ry.....	32
85 Hearne & Brazos Valley Railroad (see "Southern Pacific Lines").....	85
59 Houston & Brazos Valley Ry.....	59
74 Houston & Texas Central Railroad "Southern Pacific Lines".....	74-85
74 Houston, East & West Texas Railway "Southern Pacific Lines".....	74-85
93 International & Great Northern Railway.....	93-96
34 Jefferson County Traction Co.....	34
27 Jefferson & Northwestern Ry.....	27
86 Kansas City, Mexico & Orient Railroad.....	36-37
38 Kansas City Southern Railway.....	38-39
33 Marshall & East Texas Railway.....	33
60 Missouri, Kansas & Texas Railway.....	50-60
49 Midland Valley Railroad.....	49
40 Missouri, Oklahoma & Gulf Railroad.....	40
86 Moscow, Camden & San Augustine Railway.....	86
92 Motley County Railway Co.....	92
73 Nacogdoches & Southeastern R. R.....	73
119 New Orleans, Texas & Mexico Railway.....	119
48 Northern Texas Traction Co.....	48
71 Oil Fields & Santa Fe Ry.....	71
71 Oklahoma Central Railway (see A. T. & S. F. Ry.).....	71
98 Oklahoma, New Mexico & Pacific Ry.....	98
26 Oklahoma Railway Company.....	26
30 Okmulgee Northern Ry. Co.....	30
121 Orange & Northwestern Railroad.....	121
72 Panhandle and Santa Fe Railway.....	72
34 Paris & Mount Pleasant R. R. Co.....	34
72 Pecos Valley Lines (Santa Fe Route).....	72-83
33 Pecos Valley Southern Ry.....	33
67 Port Bolivar Iron Ore Ry. Co.....	67
39 Poteau Valley Railroad.....	39
92 Quanah, Acme & Pacific Ry. Co.....	92
32 Rio Grande Railway Co.....	32
101 Rio Grande & Eagle Pass Railway.....	101
35 Roby & Northern R. R. Co.....	35
34 Roscoe, Snyder & Pacific Ry.....	34
119 St. Louis, Brownsville & Mexico Ry.....	119-120
97 St. Louis, El Reno & Western Railway.....	97
32 St. Louis Iron Mountain & Southern Railway.....	32
112 St. Louis-San Francisco Railway Co.....	112-117
118 St. Louis, San Francisco & Texas.....	118
88 St. Louis Southwestern Railway Company of Texas (Cotton Belt Route).....	88-92
98 San Antonio & Aransas Pass Railway.....	98-101
103 San Antonio, Fredericksburg & Northern Ry.....	103
31 San Antonio, Uvalde & Gulf R. R. Co.....	31
37 San Benito & Rio Grande Valley Ry.....	37
34 Shreveport, Houston & Gulf R. R.....	34
74 Southern Pacific Lines.....	74-85
28 Southern Traction Company.....	28-29
87 South Plains & Santa Fe Ry. Co.....	87
86 Southwestern Ry. Co.....	86
88 Stephenville North & South Texas Ry. (see "Cotton Belt Route").....	88-92
26 Sugarland Railway.....	26
74 Sunset-Central Lines (see "Southern Pacific Lines").....	74-85
48 Tarrant County Traction Co.....	48
61 Texas & Gulf Railway (see Gulf, Colorado & Santa Fe Ry.).....	61-67
74 Texas & New Orleans Ry. "Southern Pacific Lines".....	74-85
42 Texas & Pacific Railway.....	42-47
49 Texas, Arkansas & Louisiana Railway.....	49
69 Texas Central Railroad (see Missouri, Kansas & Texas Ry. of Texas)	69
85 Texas City Terminal Railway.....	85

INDEX—Cont'd.

	Page
32 Texas Mexican Railway.....	32
41 Texas Midland Railroad.....	41
27 Texas Oklahoma & Eastern R. R.....	27
101 Texas Short Line.....	101
33 Texas Southeastern Railroad.....	33
37 Texas State Railroad.....	37
28 Texas Traction Co.....	28-29
33 Timpson & Henderson Ry.....	33
35 Trinity & Brazos Valley Ry.....	35
97 Trinity Valley & Northern Ry.....	97
48 Trinity Valley Southern R. R.....	48
48 Weatherford, Mineral Wells & Northwestern Railway.....	48
30 Webbers Falls Railroad.....	30
60 Wichita Falls & Northwestern Railway (see Missouri, Kansas & Texas Ry.).....	60
60 Wichita Falls & Southern Ry. (see Missouri, Kansas & Texas Ry.).....	60
103 Wichita Valley Railway.....	103
T. P. A. Posts and U. C. T. Posts and dates of meetings.....	10
Western Union Telegraph Offices.....	Reference Marks on Pages 122-143
St. Louis, Mo. Hotels.....	Inside front cover-43-51-67-89-113
TRANSFER COMPANIES: Fort Worth, Texas, Union Transfer Co.....	17
The Dallas Transfer Co.....	3



**MODERN CONVENIENCES
ABSOLUTELY FIREPROOF**

The New De George Hotel

M. DE GEORGE & SONS, Proprietors

\$1.00 and up.

Near New Union
Passenger Station

Houston, Texas

HOTEL WAVERLY EUROPEAN TULSA, OKLAHOMA

SEE THE ELECTRIC SIGN
SECOND STREET AND BOSTON AVENUE

Rooms 75c and \$1.00. Free Bath, Hot and Cold Water.

Right in the Heart of the City
A Home for the Traveling Men.

J. S. ALLISON,
Prop.

TAXI CABS AND AUTOMOBILES

Bell M, 7040 — Phones — Auto M. 1161

Baggage Service—Any Hour—Day or Night

MOVING, PACKING AND SHIPPING

Household Goods and Merchandise Storage

THE DALLAS TRANSFER COMPANY



The
Convenient
Way

— BETWEEN —

Houston and Galveston

— IS THE —

INTERURBAN

EVERY HOUR

ON the HOUR

Baggage checked direct from any Hotel in either City
to any Hotel in the other City.

QUICKEST TIME
TO THE
EAST
VIA
SEABOARD

Air Line Railway

Steel Electric Lighted Observation and Drawing
Room Sleepers, also Steel Dining Cars, Service
a la Carte—Also Steel Coaches Equipped with
Electric Lights and Fans.

Be sure your tickets read via Seaboard.

W. A. MUSE,
Traveling Passenger Agent,
MEMPHIS, TENN.

FRED GEISSLER,
Asst. General Passenger Agent,
ATLANTA, GA.

C. B. RYAN,
General Passenger Agent,
NORFOLK, VA.

A Good Side Line

for
Traveling Salesman
 in
State of Texas

We want a live traveling salesman in the State of Texas to solicit advertising for the Texas Guide. This is a good chance for the right man to get a sideline that will enable him to increase his earning powers. Liberal commission. References required. Address

The Texas Railway Guide Co.,
 1987 Railway Exchange Bldg.,
 St. Louis, Mo.

SOUTHERN PACIFIC COMPANY

ATLANTIC STEAMSHIP LINES

"MORGAN LINE"

FAST FREIGHT SERVICE

— BETWEEN —

New York and Galveston


SAILINGS EVERY TUESDAY, THURSDAY
 AND SATURDAY

UNEXCELLED SERVICE, UNEQUALED TIME,
 UNSURPASSED FACILITIES FOR HANDLING
 ALL CLASSES OF FREIGHT TO AND FROM
 NEW YORK AND POINTS IN ATLANTIC
 SEABOARD TERRITORY.

FOR FREIGHT RATES AND BILLS OF LADING
 APPLY TO

H. M. WILKINS
 General Agent
 Galveston, Texas

WM. SIMMONS
 General Freight Agent
 366 Broadway, New York, N. Y.



C. & E. I. EMPLOYEES "Sworn to Silence"

C. & E. I. employees are one element that has contributed to the C. & E. I.'s reputation as the "Noiseless Route."

Notice their quiet, capable manner the next time you ride a C. & E. I. train.

You'll find them, "silent, courteous and efficient."

To be assured of an uninterrupted "ride of rest" your ticket should read via,

C. & E. I.

(Chicago & Eastern Illinois Railroad.)

TO CHICAGO

If you take either the evening or the midnight "No Stop" trains, you'll "sleep a sleeper sleep you never slept before."

The day trains offer you a clean, comfortable trip through the picturesque farm land of Central Illinois.

Lv. St. Louis	9:04 a.m.	9:03 p.m.	11:59 p.m.
Ar. Chicago	4:50 p.m.	6:55 a.m.	7:40 a.m.

Correspondingly convenient schedules southbound. Ask local Ticket Agents for tickets via C. & E. I.

J. B. MORROW,
District Passenger Agent,
DALLAS, TEXAS.

E. MITCHELL,
District Passenger Agent,
FT. WORTH, TEXAS.

W. H. RICHARDSON,
General Passenger Agent,
CHICAGO, ILL.

We, the undersigned, General Passenger Agents of Railway Lines in Texas and Oklahoma, recognize THE TEXAS AND OKLAHOMA OFFICIAL RAILWAY AND HOTEL GUIDE as a reliable medium for keeping before the public CORRECT INFORMATION pertaining to schedules, train services and connections of the various lines operating in those States; also the value of its HOTEL DIRECTORY and other information given in it. We therefore endorse the GUIDE and agree to co-operate with the publishers towards keeping it correct in every particular.

Geo. A. Hunter

General Passenger Agent, T. & P. Ry.

Wm. H. Sewer

General Passenger Agent, M. K. & T. Ry.

W. M. Smith

General Passenger Agent, M. K. & T. Ry. of Tex.

W. H. Suman

Gen'l Pass'r Agt., G. C. & S. F. Ry.

W. H. Manner

G. P. A., A. T. & S. F. Ry.

J. H. Parsons

G. P. A., G. H. & S. A. and T. & N. O. Rys.

A. Wilson

Passenger Traffic Manager, Frisco Lines

L. D. Price

Gen'l Pass'r and Ticket Agt., I. & G. N. Ry.

John T. Leane

G. P. & T. A., St. L. S. W. Ry. Co. of Tex.

J. H. Parsons

Gen'l Pass'r Agent, H. & T. C. R. R.

Geo. P. Supton

Gen'l Pass'r Agt., S. A. & A. P. Ry.

E. Blomeyer

Traffic Manager, S. A. U. & G. R. R.

W. J. Ferley

Gen'l Pass'r Agt., Ft. W. & D. C. and Wich. Val. Ry.

J. H. Parsons

Gen'l Pass'r Agt., H. E. & W. T. Ry.

W. M. Smith

Gen'l Pass'r Agt., Tex. Mid. Ry.

W. H. Manner

G. P. A., Second Dist., C. R. I. & P. Ry.

Chas. B. Sloah

Asst. Gen'l Pass'r Agt., C. R. I. & P. Ry.

J. H. Parsons

Gen'l Pass'r Agt., C. R. I. & G. Ry.

R. E. Supton

G. P. A., G. H. & H. R. R.

W. H. Manner

Gen'l Pass'r Agt., B. S. L. & W. Ry., A. G. P. A., O. & N. W. R. R. and St. L. B. & M. Ry.

W. H. Manner

Gen'l Pass'r and Tkt. Agt., K. C. So. Ry.

John T. Leane

Gen'l Pass'r Agt., T. & B. V. Ry.

C. O. Jackson

General Passenger Agent, St. L. S. F. & T. Ry., Ft. W. & R. G. Ry., B. N. & S. Ry.



SOUTHERN RAILWAY

Premier Carrier of the South
THROUGH SERVICE TO THE EAST
THROUGH NEW ORLEANS.



NEW YORK & NEW ORLEANS LIMITED

	No. 38
Lv. New Orleans (L. & N. R. R.)	9 35 PM
Lv. Atlanta (Sou. Ry.)	1 05 PM
Ar. Charlotte (Sou. Ry.)	8 20 PM
" Salisbury (Sou. Ry.)	9 40 PM
" Danville (Sou. Ry.)	12 30 AM
" Lynchburg (Sou. Ry.)	2 25 AM
" Charlottesville (Sou. Ry.)	4 43 AM
" Washington (Sou. Ry.)	7 45 AM
" Baltimore (Penn. R. R.)	9 05 AM
" Philadelphia (Penn. R. R.)	11 12 AM
" New York (Penn. R. R.)	1 40 PM

No. 38.—Pullman drawing room, state room, open section and observation sleeping cars New Orleans to New York; club car, Montgomery to Washington; Pullman parlor car, Montgomery to Greensboro; Pullman drawing room sleeping cars, Macon to New York. Dining car service, all meals.

THROUGH MEMPHIS

"MEMPHIS SPECIAL"
Through Chattanooga and Lynchburg

Via Chattanooga and Asheville
Through "The Land of the Sky."

Lv. Memphis (Sou. Ry.)	7 45 PM
Ar. Chattanooga (Sou. Ry.)	5 00 AM
Ar. Knoxville (Sou. Ry.)	8 20 AM
Ar. Bristol (Sou. Ry.)	12 25 Noon
Ar. Roanoke (N. & W.)	5 48 PM
Ar. Lynchburg (Sou. Ry.)	7 15 PM
Ar. Charlottesville (Sou. Ry.)	9 25 PM
Ar. Washington (Sou. Ry.)	12 30 Night
Ar. Baltimore (Penn. R. R.)	1 38 AM
Ar. Philadelphia (Penn. R. R.)	4 25 AM
Ar. New York (Penn. R. R.)	7 13 AM

Lv. Memphis (Sou. Ry.)	8 45 AM
Ar. Chattanooga (Sou. Ry.)	10 50 PM
Ar. Knoxville (Sou. Ry.)	2 50 AM
Ar. Morristown (Sou. Ry.)	6 25 AM
Ar. Asheville (Sou. Ry.)	10 20 AM
Ar. Salisbury (Sou. Ry.)	8 55 PM
Ar. Charlottesville (Sou. Ry.)	3 50 AM
Ar. Washington (Sou. Ry.)	7 00 AM
Ar. Baltimore (Penn. R. R.)	8 32 AM
Ar. Philadelphia (Penn. R. R.)	10 50 AM
Ar. New York (Penn. R. R.)	12 57 PM

EQUIPMENT.

Baggage Car, Coaches and Pullman Sleeping car, solid train Memphis to Washington (this sleeping car is set out at Washington and occupants retain their berths until 7:00 A. M.) Dining car Chattanooga to Charlottesville. Pullman sleeping car Memphis to New York.

EQUIPMENT.

Baggage car and coaches Memphis to Asheville. Pullman sleeping car Memphis to Asheville. Sleeping car connects at Asheville with sleeping car to New York.

ST. LOUIS-ASHEVILLE & FLORIDA

Lv. St. Louis (Sou. Ry.)	8 56 AM	9 45 PM
Ar. Louisville (Sou. Ry.)	7 30 PM	7 00 AM
Lv. Louisville (Sou. Ry.)	7 55 PM	7 20 AM
Ar. Chattanooga (Q. & C. Rt.)	6 30 AM	6 10 PM
Ar. Atlanta (Sou. Ry.)	11 50 AM	11 05 PM
Ar. Macon (Sou. Ry.)	2 40 PM	1 40 AM
Ar. Jacksonville (Sou. Ry.)	8 50 PM	8 50 AM
Ar. Asheville (Sou. Ry.)	1 15 PM	

Pullman Drawing Room Sleeping Cars
St. Louis, Louisville and Asheville, and
Louisville to Jacksonville, Dining Cars

KANSAS CITY—FLORIDA

Lv. Kansas City (Frisco Lines)	5 55 PM
Lv. Memphis (Frisco Lines)	8 20 AM
Lv. Birmingham (Sou. Ry.)	4 00 PM
Lv. Atlanta (Sou. Ry.)	10 05 PM
Ar. Macon (Sou. Ry.)	12 35 AM
Ar. Jacksonville (Sou. Ry.)	8 25 AM

Solid Train Pullman Sleeping Cars,
Dining Cars, Coaches Kansas City to
Jacksonville.

THROUGH NEW ORLEANS OR SHREVEPORT

Via Queen & Crescent Route
Through Birmingham, Chattanooga, Bristol, Lynchburg.

Lv. New Orleans (N.O. & N.E.R.R.)	7 30 PM
Ar. Meridian (N.O. & N.E.R.R.)	1 30 AM
Lv. Shreveport (V.S. & P. Ry.)	3 15 PM
Lv. Vicksburg (A. & V. Ry.)	9 25 PM
Lv. Meridian (A. G. S. R. R.)	1 50 AM
Ar. Birmingham (A. G. S. R. R.)	6 35 AM
Ar. Chattanooga (A. G. S. R. R.)	10 35 AM
Ar. Knoxville (Sou. Ry.)	2 30 PM
Ar. Bristol (Sou. Ry.)	6 45 PM
Ar. Roanoke (Sou. Ry.)	12 15 AM
Ar. Lynchburg (N. & W. Ry.)	1 50 AM
Ar. Washington (Sou. Ry.)	7 30 AM
Ar. Baltimore (Penn. R. R.)	9 05 AM
Ar. Philadelphia (Penn. R. R.)	11 12 AM
Ar. New York (Penn. R. R.)	1 40 PM

EQUIPMENT.
One sleeping car between New Orleans and New York.
One sleeping car between Vicksburg and New York.
One sleeping car between Chattanooga and Washington.
One Dining car between Birmingham, Ala. and Roanoke, Va.
One Cafe Car between Hattiesburg and New Orleans.
One coach between New Orleans and Washington.
One sleeping car between Roanoke and Washington.
Sleeping car between Shreveport and Chattanooga.
Dining car between Shreveport and Vicksburg.

E. H. COAPMAN, V.-P. & G. M.
Washington, D. C.

W. H. TAYLOR, Pass. Traf. Mgr.
Washington, D. C.

H. F. CARY, G. P. A.,
Washington, D. C.

F. N. WESTERMAN, A. G. P. A.
Chemical Bldg., St. Louis, Mo.
C. A. DeSAUSSURE, A. G. P. A.
Memphis, Tenn.

W. H. PARNELL, D. P. A.
Room 310 Southern Pacific Bldg.,
Franklin Ave., Houston, Tex.

NORFOLK & WESTERN RAILWAY CO.

TO ALL POINTS IN VIRGINIA

...via...

ST. LOUIS and CINCINNATI

DIRECT CONNECTIONS AT ST. LOUIS

WITH

"THE TEXAS SPECIAL"

AND

"THE SUNSHINE LIMITED"

FOR ALL INFORMATION CALL ON OR WRITE
YOUR LOCAL TICKET AGENT, OR,

WARREN L. ROHR,
Gen'l Agent Passenger Dep't.,
CHATTANOOGA, TENN.

J. A. HORTON,
Traveling Passenger Agent,
CHATTANOOGA, TENN.

W. C. SAUNDERS,
General Passenger Agent,
ROANOKE, VIRGINIA.

BETTER SERVICE FOR LESS MONEY

This you get on the

Interurban Lines

Between

Cleburne, Ft. Worth and Dallas

"ALWAYS A CAR WHEN YOU WANT IT"

Ask any Agent for information



H. T. BOSTICK, G. P. A.

FT. WORTH, TEXAS.

T. P. A. Posts.

Texas.	Post	President.	Secretary.	Date of Meeting.
Texarkana.....	B	Otto Hoffman.....	W. C. Lovelady.....	1st Sun. each mth.
Houston.....	"	CL B. Carlton.....	H. F. Outterside.....	1st and 3d Sunday.
San Antonio.....	"	DT M. Miller.....	Ed. Sachs.....	2 & 4 Sat. ea. mth.
Dallas.....	"	E W. A. Currens.....	F. N. Palmer.....	1st Sat. each mth.
Austin.....	"	FL H. Blinderman.....	A. I. Haber.....	1st Sat. each mth.
Galveston.....	"	GA E. Cameron.....	W. G. Jones.....	3d Sat. each mth.
Waco.....	"	HC K. Weil.....	F. J. Trau.....	2d Mon. each mth.
Pt. Worth.....	"	JO T. Simon.....	T. M. Gooch.....	2d Mon. each mth.
Sherman.....	"	KJno. W. Marshall.....	J. D. Tong.....	2d Mon. each mth.
LaGrange.....	"	L Harry Alexander.....	Fritz Presum.....
Cuero.....	"	MC B. Moore.....	W. P. Meissner.....
Victoria.....	"	OW E. Franz.....	J. H. Clegg.....
Beaumont.....	"	PLuther Wilson.....	Allen P. Duncan.....	Last Sat. ea. mth.
Brenham.....	"	QF W. Schurenberg.....	Fred W. Martin.....
El Paso.....	"	RJ. W. Lorentzen.....	W. S. Clayton.....
San Angelo.....	"	SSam Crowther.....	W. F. Buck.....
Tyler.....	"	TC L. Porter.....	E. P. McKenna.....
Orange.....	"	UW D. Bettis.....	J. W. Sherwood.....
Nacogdoches.....	"	WH P. Schmidt.....	W. I. Baker.....
Yoakum.....	"	YJ. T. Shindler.....	E. S. Winfree.....
Corpus Christi	"	ZF B. Hueck.....	Wm. G. Blake.....	1st and 3d Sundays each month.

Texas Division..... { E. R. Holland, State Pres't., San Antonio.
F. N. Palmer, State Sec'y, Dallas.

Oklahoma.	President.	Secretary.
Oklahoma City.....	E. P. Leek.....	J. B. Jeffers.....

United Commercial Travelers Councils.

TEXAS.

	Council.	Date of Meeting	Senior Councilor.	Sec'y-Treas.
Abilene.....	472 Abilene.....	1st Saturday	J. L. Machen.....	E. B. Adams
Amarillo.....	225 Amarillo.....	4th Saturday	John E. Montgomery.....	F. S. Davis
Arlington.....	517 Arlington.....	1st Saturday	Pat Thompson.....	T. H. Adkins
Austin.....	148 Austin.....	3d Saturday..	W. D. Echols.....	J. L. Swanzy
Beaumont.....	314 Beaumont.....	4th Saturday	D. H. Breuster.....	W. P. Billingsly
Brownwood.....	395 Brownwood.....	4th Saturday	Geo. B. Black.....	T. E. Denman
Corpus Christi.....	495 Corpus Christi.....	1st Saturday	F. B. Heuck.....	W. J. Graeff.
Corsicana.....	170 Corsicana.....	3d Saturday..	Bruce McCammon.....	E. P. Estes
Dallas.....	62 Dallas.....	1st and 3rd Saturdays....	E. F. Seamann.....	J. M. Berry
Denison.....	181 Denison.....	Last Saturday	W. J. Dunn.....	E. L. Boyd
El Paso.....	215 El Paso.....	4th Saturday	R. J. Carson.....	F. Muller
Fort Worth.....	71 Fort Worth.....	3rd Saturday	Claude Van Zandt.....	R. C. Hearne
Galveston.....	60 Galveston.....	Last Saturday	W. L. Matthews.....	W. K. Hughes
Greenville.....	271 Greenville.....	2d Saturday..	L. R. Hoover.....	C. E. Dinkle
Houston.....	59 Houston.....	1st and 3rd Saturdays....	R. H. Swartz.....	Walter Lauer
Marshall.....	132 Marshall.....	4th Saturday	Harry A. Brown.....	H. B. Pitts
Paris.....	121 Paris.....	2d Saturday..	S. J. Bridges.....	J. W. Bell
San Antonio.....	61 San Antonio.....	2d and 4th Saturdays....	J. H. Harrington.....	H. T. Matthews
Sherman.....	90 Sherman.....	3d Saturday..	R. G. Hewett.....	W. G. Venable
Tyler.....	306 Tyler.....	3d Saturday..	C. J. Pearson.....	C. A. Coker
Waco.....	52 Waco.....	1st Saturday..	E. N. McNutt.....	C. B. Ivy
Wichita Falls	488 Wichita Falls	1st and 3rd Saturdays....	J. O. Hancock.....	C. E. Farris

Oklahoma	Senior Councilor	Sec'y-Treas.	Date of Meeting.
Ardmore.....	No 151 A. Carpenter.....	W. W. Martin.....	1st Saturday.
Clinton.....	" 430 P. F. Gilchrist.....	Kiah Hodges.....	4th Saturday.
El Reno.....	" 220 W. I. Smith.....	A. O. Jacobi.....	2nd Saturday.
Enid.....	" 178 M. C. Funk.....	F. W. Brooks.....	1st and 3rd Sat- urdays.
Guthrie.....	" 234 F. P. Kelley.....	Geo. W. Paddock.....	3rd Saturday.
Hobart.....	" 473 B. F. Leggett.....	W. E. Traylor.....	4th Saturday.
Lawton.....	" 449 Chas. H. Biggs.....	J. W. Russell.....	1st Saturday.
McAlester.....	" 243 Lee M. Bridenbaugh.....	F. W. Parks.....	1st Saturday.
Muskogee.....	" 241 Ed. C. Walker.....	J. H. Seymour.....	4th Saturday.
Oklahoma.....	" 70 G. B. Finch.....	D. L. Pollak.....	Last Saturday.
Shawnee.....	" 398 Waldo Thorne.....	Edgar Garrison.....	4th Saturday
Tulsa.....	" 458 Carl Von Jagersfeld.....	Chas. A. Myers.....	4th Saturday.

International Travelers Association.

Texas.	President.	Secretary.	Date of Meeting
Dallas.....	Price Cross.....	Dave D. Cohn.....	2nd Saturday each month.

THE TEXAS AND OKLAHOMA

OFFICIAL RAILWAY AND HOTEL GUIDE

PUBLISHED BY

The Texas Railway Guide Co.

Railway Exchange Building
ST. LOUIS, MO.

E. W. LaBEAUME,
President.

H. S. GARDNER,
Secretary.

DISTRIBUTERS

Gaines News Co.
DALLAS, TEXAS.

Issued on the first day of each month.
Subscription price, twenty cents per copy; \$2.00 per year.

All remittances, whether for Advertising or Subscription, should be made by New York or St. Louis draft, express or postal money order. Checks on local banks will not be accepted.

All matter for insertion or correction must reach the publishers before the 18th of the preceding month.

Rates for advertising space will be made known upon application to the publishers or their authorized representatives.

The time shown in this guide is the time at which trains are scheduled to arrive and depart from the various stations. The railroads reserve the right to change their schedules without notice to the public, and the Guide Company will not be responsible for any change which may be made from the schedule shown herein.

Explanation of Signs.

Light face figures represent time from 12:01 midnight to 12 noon.

Dark face type from 12:01 noon to 12 midnight.

*Trains stop on signal only.

]Meal stations.

†Stations where through tickets are sold.

xWestern Union Offices.

The population of incorporated towns and cities are shown according to the United States Census report for 1910.

The Texas Railway Guide Co.,
St. Louis, Mo.

The following railroads changed time during the month, and new time tables will be found in this issue:—

Artesian Belt R. R.
Asherton & Gulf Ry.
Ft. Smith & Western R. R.
Houston & Brazos Valley Ry.
Jefferson & Northwestern Ry.
Kansas City Southern Ry.
Okmulgee Northern Ry.
Poteau Valley R. R.
Rio Grande Ry.
Roby & Northern R. R.
San Antonio & Aransas Pass Ry.
San Antonio, Fredericksburg & Northern Ry.

Mr. A. F. Winn has been appointed General Freight and Passenger Agent for the Wichita Falls & Northwestern Ry. with headquarters at Wichita Falls, Texas.

JANUARY, 1917.

SUN.	MON.	TUE.	WED.	THU.	FRI.	SAT.
	1	2	3	4	5	6
7	8	9	10	11	12	13
14	15	16	17	18	19	20
21	22	23	24	25	26	27
28	29	30	31			

HENRY D. PIXLEY, President.

GEO. S. DANA, Sec'y-Treas.

DIRECTORS:

RUSSELL H. WICKS,
GEO. A. TYLER,

THEO. M. GLATT,
JOHN B. LEWIS,

EVERETT F. CRUMB,
JESSE E. JONES.

... The ...

Commercial Travelers'
Mutual
Accident Association
of America

UTICA, - N. Y.

THE WORLD'S GREATEST
ACCIDENT INSURANCE

... for ...

COMMERCIAL TRAVELERS

OVER 95,000 MEMBERS

PAID TO MEMBERS OVER \$7,750,000

FOR FULL INFORMATION WRITE

GEORGE S. DANA, Secretary-Treasurer,
UTICA, NEW YORK.

Hotel Directory of Texas.

Hotels will be listed in this Hotel Directory on the following terms: \$2.00 a year for listing and for subscription. Hotels will not be listed without subscription. Orders for insertion must reach the publishers on or before the 18th of the month preceding the issue for which they are intended.

TOWN	HOTEL	See Ad Page	PROPRIETOR	Rate per Day	Rooms
Abilene.....	Grace.....		W. L. Beckham, Jr.....	A\$2.50 & \$3.00	80
	Grand Central.....		S. Sackett.....	E1.00 & up....	25
	Palace.....		J. O. Bowers.....	A or E 1.50 up	
Alice.....	Commercial.....		R. P. West.....	2.00 & 2.50....	25
	Newberry.....		C. L. Lasitter.....	2.00.....	
Alpine.....	Holland.....	75	J. W. Downum.....	E50c to 2.00....	22
Alto.....	Moore.....		Mrs. Joe Moore.....	2.00.....	
Alvarado.....	Commercial.....		Miss G. E. Campbell.....	A2.00.....	25
Amarillo.....	Amarillo.....		H. P. Canode.....	{A2.50 to 4.00 E75c to 2.50 A1.50 to 2.00 E75c to 1.25}	150
	Oriental.....		P. A. Stewart.....		55
	Elk.....		B. V. Blackwell.....	E75c & up....	65
Anson.....	Veitch.....		Thos Veitch.....	2.50.....	35
	Sanders.....		J. T. Sanders.....	1.50.....	22
Aransas Pass	Starbuck.....		Mrs. W. H. Starbuck.....	E.....	50
Athens.....	Deen.....		J. T. Deen.....	2.00.....	20
	Athens Inn.....		C. L. Murff.....	E50c, 75c & 1.00	36
Atlanta.....	Peck.....		H. B. Paulette.....	2.00.....	
Austin.....	Hotel Sutor.....		W. J. Sutor, Manager.....	E1.00 & up....	25
Ballinger.....	Central.....		G. G. Carlisle.....	A2.50.....	41
Bay City.....	Nuckols.....		Mrs. S. J. Nuckols.....	A2.00.....	27
	Rice.....		V. Schill.....	2.00.....	22
	Progressive.....		S. B. Zittle.....	A2.00.....	
Beaumont.....	New Field.....		J. F. Winn.....	E1.00 to 1.50	100
	Crosby House.....		P. D. Bihn.....	E1.00 & up....	200
	Dutton.....		H. E. Dutton.....	{A1.25 & 1.50 E50c 75c & 1.00}	
Beeville.....	Queen.....		Mrs. M. G. Snodgrass.....	2.50.....	30
Bellville.....	Steck.....		Mrs. Marie Steck.....	2.00.....	18
Belton.....	Hotel Belton.....	13	Mrs. Lillie Love.....	A2.00.....	25
Big Spring.....	Cole.....		Mrs. G. L. Pancoast.....	A2.50 & 3.00	50
Bloomington	Frisco.....		W. T. Baldwin.....	E50c.....	21
Blossom.....	Burke.....		W. T. Anderson.....	2.00.....	19
Bonham.....	Alexander.....		D. A. Newman.....	A2.50 & 3.00.	60
	New Yeager.....		W. D. Yeager.....	A1.00, 1.50, E50c, 75c	
Bowie.....	Commercial.....		Mrs. A. Dunn.....	A2.00.....	26
	Bob's Hotel.....		Bob Meyer.....	2.00.....	25
Brady.....	Queen.....		H. N. Cook.....	2.00.....	40
Brenham.....	Anthony.....		J. S. Doane.....	2.50 & up....	60
	Haack.....		Chas. Haack.....	1.00.....	25
Brownsville.....	Miller.....		John McClintock.....	A2.50 & up....	75
	Travelers.....		H. G. Gay.....	E1.00 & 1.50.	56

HOTEL BELTON, BELTON, TEXAS

MRS. LILLIE LOVE, Prop.

Just finished, Large New Lobby, Dining Room and Sample Room.

Comfortable Beds and The Place that Feeds.

AMERICAN PLAN - - - - - \$2.00

HOTEL COMMERCE, COMMERCE, TEXAS

IDEALLY LOCATED, NEAR DEPOT, NEAR BUSINESS. BRICK.
COMFORTABLE ROOMS, COMFORTABLY FURNISHED.
400 FEET FROM DEPOT PLATFORM.

Hotel Directory of Texas—Con'd.

TOWN	HOTEL	Sec Ad Page	PROPRIETOR	Rate per Day	Rooms
Brownwood...	Southern.....		L. A. Armstrong.....	A\$2.50 & 3.00	100
	Princess.....		Mrs. W. A. Paschall...	E50c, 75c & 1.00	40
	New Graham.....		Wm. Graham.....	A2.50 to 3.00.....	40
Bryan.....	Bryan.....		J. S. Doane.....	2.50 & up.....	75
Buffalo.....	Lyon Commercial		Mrs. W. T. Lyon.....	2.00.....	17
Cain City.....	Mountain Home.		Mrs. M. M. Striegler	A2.00.....	20
Calvert.....	Bibes.....		Mrs. A. Bibes.....	1.25.....	15
	Colonial.....		Mrs. H. Dirr.....	2.00.....	25
	Mosely.....		H. V. Mosely.....	2.00.....	50
Cameron.....	Auditorium.....		F. W. Reed.....	(E1.00 & up (A3.00 & up)	38
	Lankford.....		A. M. Lankford.....	1.40.....	26
Canyon.....	Palace.....		J. W. Webb.....	A2.00, E50c.....	
Carlton.....	Cottage.....		Mrs. R. L. McDaniel.	2.00.....	
Celeste.....	Franklin.....		P. A. Cunningham.....		
	Mitchell.....		Mrs. R. B. Mitchell.....	2.00.....	
Childress.....	Fagg.....	102	Mrs. W. W. Fagg.....	2.50 & up.....	70
Chillicothe...	Hotel Denver.....		R. F. Scott.....	2.00.....	28
Cisco.....	Hartman.....		C. M. Pattillo.....	2.50.....	25
	Alsobrook.....		W. B. Alsobrook.....	2.00.....	
Clarendon.....	Atteberry.....		S. E. Atteberry.....	2.00.....	25
Clarksville...	Spear.....		R. W. Spear.....	2.00 & 2.50...	30
	New Donoho.....		Cass & Seay.....	E50c & 75c.....	35
Cleburne.....	Cleburne.....		F. E. Buckley, Mgr.	A2.00 & 2.50.	53
Clifton.....	Nelson.....		Mrs. C. O. Nelson.....	A2.00.....	22
Coleman.....	Cottage.....		Mrs. Helen Moore.....	2.50.....	
Colorado.....	Barcoft.....		Mrs. E. A. Barcoft.....	2.50 & up.....	35
Columbus.....	Kulow.....		E. E. Spencer.....	A2.00.....	24
	Live Oak.....		Mrs. T. W. Hillmer.....	2.00.....	14
Comanche.....	Colonial.....		Mrs. Ola E. Lewis.....	2.00.....	26
	Ridgway.....		F. H. Stafford.....	2.00.....	20
Comfort.....	Comfort.....		Mrs. W. L. Surber.....	1.50 to 2.00...	30
Commerce.....	Commerce.....	13	A. F. Coghill.....	2.00.....	30
Cooledge.....	Hotel Cooledge.		Mrs. G. W. Thorpe.....	2.00.....	10
Cooper.....	Garrard.....		S. B. Davidson.....	2.00 & up.....	42
Corpus Christi...	Horne Apartments		Mrs. Wm. Horne.....	E50c & up.....	30
	State.....		V. M. Donigan, Mgr.	A2.00 & 2.50.	50
	Nueces.....		Joe. J. Nix.....	1.00 & up.....	230
Corsicana.....	Commercial.....		W. E. Newman.....	A2.00 & 2.50.	75
	New Main.....		Robert Harrison.....	A2.00, 2.25 & 2.50.	50
Crockett.....	Pickwick.....		W. V. Berry.....	2.00.....	26
	The Howards.....		J. R. Howard.....		12
Cuero.....	Butler.....		E. P. Butler.....	E50, 75, 1.00	20
	Muti.....		J. C. Howerton.....	A2.00 & 2.50.	40

GRAF'S HOTEL, DEL RIO, TEXAS


AMERICAN PLAN \$2.00

New and up to date.

One block North of Depot.

STRICTLY FIREPROOF

Campbell House



A. W. CAMPBELL, Proprietor
P. S. CAMPBELL, Mgr.

EUROPEAN

NEW, MODERN, ON THE HILL,
OUT OF THE CONGESTED DIS-
TRICT, YET CONVENIENT TO
BUSINESS.

STEAM HEAT, LONG DISTANCE
AND LOCAL PHONE, HOT AND
COLD ARTESIAN WATER IN
EVERY ROOM.

CONVENIENT TO ALL DEPOTS
BY STREET CARS.

RATES \$1.00 AND UP

COR. ELM & HARWOOD STS.

DALLAS, TEXAS

Hotel Directory of Texas—Con'd.

TOWN	HOTEL	See Ad Page	PROPRIETOR	Rate per Day	Rooms
Dalingerfield.	Smith.....		J. H. Smith.....	\$2.00.....	28
Dalhart.....	Elwood.....		Miss M. F. Miller.....	E50c & up.....	18
	De Soto.....		I. J. Gushwa.....	A2.50, 3.00, 3.50.....	60
Dallas.....	Oriental.....	66	Otto Herold.....	(A2.50 & up) (E1.00 & up)	200
	St. George.....	15	Chas. Hodges.....	E1.00 & up.....	200
	Hotel Southland.....	15	J. B. Lucas, Mgr.....	E1.50 & up.....	200
	Hotel Waldorf.....	55	W. S. McCray.....	E1.00 & up.....	125
	Galloupe.....	15	Mrs. B. F. Galloupe.....	E1.00 & up.....	100
	Adolphus.....	15	R. B. Ellifritz.....	E1.50 & up.....	
	Campbell.....	14	A. W. Campbell.....	1.00 & up.....	110
	Main.....		S. Crosby.....	E.50c to 1.50.....	43
	Dixon.....		Mrs. J. J. Swatchesue, Mgr.....	E50c, 75c & 1.00.....	25
	Josephine.....		Mrs. Josie Josephine.....	75c, 1.00, 1.50.....	30
	Cadillac.....		A. H. Groulx.....	E1.00.....	65
DeLeon.....	City.....		Mrs. L. C. Bills.....	2.00.....	
	Locke.....		H. W. Locke.....	2.00.....	30
Del Rio.....	St. Charles.....		L. W. Knisley.....	A2.50.....	40
	Graf's.....	14	Ed. Graf.....	A2.00.....	22
	Franks.....		Mrs. D. G. Franks.....	A2.50, E1.00.....	
Denison.....	The Denison.....		J. M. Crumpton & Co.....	E1.00 & up.....	100
	Palace.....		A. S. McCurver.....	E50c to 1.00.....	50
Denton.....	The Cottage.....		R. L. Leach.....	(A2.25 & 2.50) (E75c & 1.00)	40
	Oatman.....	15	C. P. Pierce.....	2.00.....	60

THE OATMAN HOTEL DENTON, TEXAS

THE ONLY BRICK HOTEL IN THE CITY

Sixty Rooms, Well Ventilated. Main Dining Room, a Fine Cafe and Cafeteria Under the Management of the Hotel. Free Bus. Sample Rooms and Baggage Wagon Free. Best Meals in the City, Both American and European. C. P. PIERCE, Proprietor.

The **Adolphus**
DALLAS
TEXAS
\$1.50
-up
Traveling Mens Favorite

ST. GEORGE HOTEL DALLAS, TEXAS.

Rates \$1.00 and up.

EUROPEAN PLAN.

Artesian Water, Steam Heat. In the Center of the City. Harvey's first-class popular price Cafe in connection.

CHAS. HODGES, Proprietor

HOTEL SOUTHLAND

DALLAS, TEXAS.

Fireproof.

European \$1.50 up.

IMMEDIATE CENTER BUSINESS DISTRICT

Large Sample Rooms. Every room has own Lavatory and Circulating Artesian Ice water. Cafe the very best.
COMFORT HOSPITALITY PERFECTION

J. B. LUCAS, Manager.

Hotel Directory of Texas—Con'd.

TOWN	HOTEL	See Ad Page	PROPRIETOR	Rate per Day	Rooms
Devine.....	Rose Lodge.....		Mrs. L. B. Whitfield....	\$2.00.....	16
Eagle Lake.....	Dallas.....		W. A. Dallas.....	2.00 & up.....	24
	Eagle Lake.....		Wm. Heiney.....	A2.00.....	25
El Campo.....	Rice.....		Mrs. I. C. Klein.....	A2.00 & 2.50.....	
Elgin.....	McClellan Inn.....		John M. Flowers.....	2.00.....	
El Paso.....	Hotel McCoy.....		Wm. M. McCoy.....	E1.50 to 3.00.....	100
	Hotel Sheldon.....		R. B. Orndorff and F. Langan.....	E1.00 & up.....	
Emory.....	Gillmour.....		R. G. Gillmour.....	2.00.....	22
Farmersville.....	St. George.....		Anson Cunningham.....	2.00.....	20
Floresville.....	Miller.....		Ed. Miller.....	A2.00.....	
Floydada.....	Commercial.....		W. P. Dally.....	A2.00 & 2.50.....	30

THE MAJESTIC HOTEL

Cor. Main & 12th Sts.

THE TRINITY HOTEL COLONIAL HOTEL

Cor. Main & 13th Sts.

304 E. 15th St.
near Santa Fe Depot

RATES: Single 50c, 75c, \$1.00; Double \$1.00 and up.
150 Rooms—Private Baths—Bell Service.

C. M. OLIVER, Prop., Ft. Worth

IN

THE HEART

Wholesale District

OPPOSITE UNION STATION

Terminal

HOTEL

EUROPEAN PLAN

ROOM-BATH-DOLLAR-HALF

200 ROOMS.

H. KNOWLES
MGR.

FT. WORTH,
TEXAS

Hotel Directory of Texas—Con'd.

TOWN	HOTEL	Sec Ad Page	PROPRIETOR	Rate per Day	Rooms
Fort Worth	Metropolitan	45	Moore & Clopton	E\$1.00 up	225
	Terminal	16	J. E. Hutt	E1.00 up	200
	Majestic	16	Claude M. Oliver	E50, 75, 1.00	70
	Rock		J. M. Whitfield	E50c & up	60
	Seibold	46	Moore & Clopton	E1.00 & up	100
Fredericksburg	Trinity	16	Claude M. Oliver	E50c & up	150
	Westbrook		H. B. Christian	1.00 & up	300
	Dietz		John Ostrow	2.00 & 2.50	40
Freeport	Tarpon Inn		H. G. Leonard	A2.50 to 3.50	
Gainesville	Turner	17	Turner Bros.	2.25 to 3.00	40
	Lindsay		J. W. Hudgins	2.00 to 3.00	55
Galveston	Tremont		P. A. Lorio, Mgr.	E1.00 & 2.50	200
Ganado	Mitchell		Mrs. A. B. Mitchell	2.00	20
	Southside		Mrs. A. B. Harper	2.00	35
Gatesville	Boyer House		Bob Strickland	2.00	24
	New Bennett		Jack Moon	E50c	24
Georgetown	Commercial		Mrs. M. E. Hemphill	2.00 to 3.00	25
Giddings	Robinson		John Robinson	1.00	15
Gilmer	Commercial		Miss J. Barnwell	2.00	20
Glen Rose	Campbell House		T. B. Campbell	2.00	20
Goldthwaite	New Rock		W. F. Page	2.00	
Goliad	Denham	17	W. W. Denham	2.00	31
	Plaza		C. Koch	2.50, 3.00	60
Gonzales	Dolman		J. J. Gallaher	2.00	30
Graham	Henderson		J. H. Henderson	2.00	28
	Commercial		Mrs. J. M. Weeks	2.00	15
Grand Saline	Berry		Mrs. Maye Cooper	2.00	20

DENHAM HOTEL, GOLIAD, TEXAS

Near First Nat'l Bank.

W. W. DENHAM, Prop.
Hot and Cold Baths.

New up-to-date Electric Lighted Sample Room.

All we ask is that you try us once.

Bus meets all Trains.

TURNER HOTEL, GAINESVILLE, TEX., TURNER BROS., MANAGERS. RATE, \$2.25 TO \$3.00 PER DAY

Hotel Directory of Texas—Con'd.

TOWN	HOTEL	See Ad Page	PROPRIETOR	Rate per Day	Rooms
Granger	Commercial		D. A. Bowers	A\$2.00	25
Greenville	New Beckham		J. P. Beckham	A2.50 to 3.00	130
	Hotel English		Walter English	A1.25	25
	Locke		Mrs. M. L. Harrop	2.50	17
Groveton	Fink's		A. Finkelstein	2.00	30
Hallettsville	Misener's Commercial		E. R. Misener	2.50	25
Hamilton	Morgan House		J. P. Morgan	A2.50	
Hamlin	Hamlin Inn		F. D. Stewart	2.00	24
Hearne	Oriental		Mrs. A. Curry	2.00	
	Oxford		N. P. Wimberly	2.25	37
	Royal		Mrs. Mattie L. Peck	2.00	20
Hempstead	Southwestern		Bob McWilliams	2.00 & 2.50	42
Henderson	Whitson		S. F. Whitson	2.00 & 2.50	50
	The Elwood		Mrs. H. B. Hangartner	E1.00 & up	21
	Imperial		J. B. Difey	2.00	40
Hereford	St. Elmo		M. Snearly	2.00	75
	Cordova		L. S. Lahm	2.25	15
	Northern		J. R. Mosley	2.00	25
Hico	Midland		Mrs. Addie Scales	2.00	25
Hillsboro	Hotel Wear		Mrs. N. J. Smith	A2.50 to 3.00	50
Houston	New Bristol	61-82 96-100	Bristol Hotel Co.	E1 00 to 3.00	232
	Tremont	18	A. Sens	E1.00. A2.00	60
	New DeGeorge	3	M. DeGeorge & Sons	1.00 & up	110
	Bender	87	Daley & Rutherford	E1.00 & up	285
	Field	18	Wallace C. O'Leary	E1.00	
	Grand Central		M. C. McClintock	E75c & 1.00	50
	Capitol		R. Rodgers	75c & 1.00	100
	Milby		Chas. F. Parker	E1.00, 1.50 & 2.00	110
	Macatee	18	Geo. P. Macatee	1.00 & up	130
	Stratford	19	George H. Lewis	75c to 1.50	
	Cotton		Daly & Moffatt	1.50	175
	Woods		R. Rodgers	75c & 1.00	100
	Hubbard	Alford		E. F. Jarman	2.00
Huntsville	Lindley		H. R. Lindley	2.00	20
	Keep		Mrs. T. P. Compton	2.00	16
Hutto	Norman		W. M. Norman	2.00	15
Itaska	Ross		Mrs. R. S. Ross	2.00	14
Jacksboro	Jacksboro		J. W. Frank	2.00	40
Jacksonville	Pearl		Mrs. Mary M. Johnson	A2.00	35
Jefferson	Excelsior		Mrs. A. E. McNeely	2.00	25
	Osborne		Mrs. Ethel Schluter	2.00	20
	Cottage		Mrs. L. B. Todd	2.00	20
	Logan		W. G. Logan & Sons	2.00	
	Kerens	Kerens		G. W. Stevenson	2.00
Killeen	Hotel Hudson		Mrs. Roy Hudson	2.00	15
	California		Mrs. M. H. Richardson	2.00	
Kingsville	Casa Ricardo		Peterson & Smith	A2.50 & up	50
	Kings Inn		P. A. Horan	2.00 and 2.50	40
Kosse	Armada		Misses White	2.00	19
Ladonia	Hardy		J. M. Hardy	2.00	25
La Grange	Lester		H. C. Zingelmann	2.00	40
Lampasas	Frazer		Mrs. L. S. Frazer	2.00	22
	Hotel Wachen		Chas Wachendorfer	2.00	
	Moore		Mrs. W. R. Moore	1.25	20
Laredo	Hamilton		D. J. McDonald	1.00 & up	68
	Bender		Charles E. Soltau	E1.00 & 1.50	85
	Plaza		E. P. Laney	A1.00 to 1.25	10
Lockhart	Connolly		Dan T. Connolly	1.25 to 2.00	25
	Carter		Mrs. Lillian Farris	A2.50	43
	Jackson House		P. C. Jackson	A2.00	15
Lometa	Hotel De Baun		Mrs. Nellie De Baun	1.50 & 2.00	20
	Magnolia		Mrs. G. M. Tabler	A2.50 & 3.00	50
Longview	Mobberly		S. E. Mobberly	E50c, 75c & up	80
	Robb's		C. D. Robb	A2.50 & up	52
	Jackson House		T. S. Jackson	1.50	36
	Nicolett		J. D. Harrison	E50c & up	32

TREMONT HOTEL, Houston, Tex.

European \$1.00 day. American \$2.00.

Lately Rebuilt, Enlarged and Modernly Refurnished.

CENTRALLY LOCATED.

A. SENS, Prop.

Opposite New City Hall and Market House.

HOTEL FIELD, HOUSTON
 Fannin Street and Prairie Avenue, WALLACE C. O'LEARY, Proprietor.
 The Little Hotel Just Like Home. European Plan, Rate \$1.00.

Hotel Directory of Texas—Con'd.

TOWN	HOTEL	Sec Ad Page	PROPRIETOR	Rate per Day	Rooms
Lufkin	Hotel Bonner		Coke Murphy	A\$2.00 & 2.50	50
	Campbell		D. J. Campbell	2.00	30
McKinney	Commercial		J. L. Pfaff	A2.00 & 2.50	30
Marlin	Hotel Majestic		Cam. L. Fannin	A2.50 to 3.00	100
	Sebesta		Joe Sebesta	1.00	20
Marshall	Arlington		A. F. Anders	A2.50 to 3.00	125
	Imperial		Dr. J. W. Cook	E75c & up	
	Ginocchio		G. J. Signaigo	E75c, 1.00 & 1.50	30
Mart	Marshall		John Kieffer	A2.50 & 3.00	75
	National Rooming House		Mrs. B. Levy	E50c to 75c	
Mart	Abrams		F. Abrams	2.00	35
Memphis	Stephens		H. G. Stephens	2.00 & up	30
	Cobb		S. E. Noel	2.00 & up	40
Merkel	Walker Cottage		Mrs. M. R. Woodrum	A2.00	15
Midland	Yeakel		J. W. Yeakel	A2.00, 2.50 & 3.00	
Mineola	Bailey		M. A. Bailey	2.50 & 3.00	50
	Beckham		J. L. Beckham	E50c	25
Mineral Wells	Fairfield Inn		Mrs. Walter H. Boykin	2.00 to 3.50	40
	Crazy Well Hotel		W. A. Hyatt	E1.00 & up	150
	Damron		Frank Damron	{ A2.50 up ... E1.00 up ... }	60
Moran	Oxford		C. H. Browning	{ A2.50 up ... E1.00 up ... }	40
	Wilson		J. L. Pittman	2.00	18
Moulton	Commercial		Aaron Wood	2.00	12
Mt. Pleasant	Moore		C. M. Kotzebue	2.00	22
	Hotel Main		Thos. A. Johnson	A2.00	
Nacogdoches	Morris		Chas. Parsons	E50c and up	30
	Banita		J. R. McKinney	2.00 & 2.50	50
Navasota	Redland		W. L. Dunlap	2.00 & 2.50	50
	Camp		C. M. Camp	A2.50 & 3.00	75
New Braunfels	Plaza		Mrs. Emilie Eggeling	E50c to 1.50	30
Normangee	Dawkins		J. P. Dawkins	2.00	
	Commercial		J. W. Kyle	2.00	28
North Pleasanton	Pleasantonian		Gulf Coast News & Hotel Co.	E1.00 to 1.50	22
Olney	Yates		J. H. Myrick	2.00	22
	Central		Chas. Lunsford	2.00	26

Hotel Directory of Texas—Con'd.

TOWN	HOTEL	See Ad Page	PROPRIETOR	Rate per Day	Rooms
Orange	New Holland.....		Julius Miller, Mgr.....	\$1.00 to 2.00..	72
Palestine.....	The Redlands.....	20	E. W. Schubert.....	A2.50 & up..	86
	Palestine.....		W. L. Wright, Mgr.....	E75c & 1.00..	42
Paris.....	New Morgan.....		J. T. Morgan & Son...A	1.75 & 2.00	42
	Buckner.....		Miss Belle Scrivner.....	A1.00 & up.....	
	Gibraltar.....		A. W. McCoy.....	E1.00 up.....	100
Pecos.....	Orient.....		R. S. Johnson.....	2.50.....	38
Pittsburg.....	The Main.....		F. C. Clayton.....	A2.00 and up	40
Plainview.....	Ware.....		J. A. Testman.....	A2.50 & 3.00..	50
Port Arthur.....	Lake View.....		Mrs. S. J. Inman.....	2.00 & 3.00..	
	The Plaza.....	Cover	Walter Barnes.....	See Ad on cover	
Quanah.....	Quanah.....		T. J. Miller.....	A2.50 & 3.00..	36
Richmond.....	National.....		J. J. Cartee.....	2.00.....	19
Rising Star.....	Livingston.....		J. C. Livingston.....	2 00.....	20
	Commercial.....		Mr. & Mrs. W. H. Jones..	A2.00.....	



ABSOLUTELY FIRE-PROOF

THE REDLANDS

Palestine's New Hotel

Built in 1914 by the Business Men of Palestine

FOR YOUR COMFORT

Opened March, 1915

Modern

Complete

AMERICAN PLAN—\$2.50 to \$3.50

PALESTINE, TEXAS

E. W. SCHUBERT,
Proprietor.



TRAVEL IN COMFORT

BETWEEN

BEAUMONT

AND

PORT ARTHUR

Twenty Miles Apart

THE INTERURBAN

JEFFERSON COUNTY TRACTION COMPANY

Baggage Checked Direct From Hotel or Residence

E European Plan.

A American Plan.

Hotel Directory of Texas—Con'd.

TOWN	HOTEL	See Ad Page	PROPRIETOR	Rate per Day	Rooms
Rockdale	Wolf		Paul Larrieu	\$2.25 & up	25
Round Rock	Harrell House		Mrs. T. M. Harrell	2.00	10
Runge	Bailey		Mrs. S. W. DeBord	A2.00	20
San Angelo	Landon		Mr. & Mrs. J. S. Hood	E1.00, 1.50 & 2.00	100
	Nimitz		E. A. Nimitz	A2.00	20
	Newton		Mrs. W. S. Robinson	E50c & 1.00	39
	Central		H. V. Smith	E75c to 1.50	30
	The Sealy		Mrs. Lillie Freeland	E. 1.00, 1.50 & 2.00	20
Santa Anna	Shields		Mrs. J. Wangeman	2.00 & 2.50	22
San Antonio	Crockett & Travelers	21	Nagel & Wuest	E1.00 & 1.50	200
	Alamo		F. E. Vance	E50c & up	40
	Gunter	21	Percy Tyrrell	E1.00 & 1.50	300
	Maverick		L. B. Haines	1.00 & 1.50	60
	Randall	21	R. W. Stephens	E100	
	Savoy		A. Lacy, Mgr.	E1.00 & up	100
	Losoya		Z. T. Bennett	75c to 1.50	60
	Imperial		John Keeley	1.00 & 1.50	30
	Bexar		Alfred Sanner	1.00 & 1.50	100
San Marcos	Hofheinz		Mrs. Maud Fewell	2.50 & up	32
	Armstrong		Mrs. Mary Armstrong	1.50 & 2.00	
San Saba	New Park		W. E. May & Sons	2.00	27
Seadrift	La Fitte		Mrs. Riemenschneider	2.00	21
Sealy	Saas		Mrs. M. Fischel	A2.00	26
	Fairfield		Mrs. J. C. Glenn	A2.00	25
Seguin	New Grand		Mrs. G. H. Van Gilder	2.50 to 3.00	35
Seymour	McLain		W. H. Morris	2.50	52
	Washington		W. H. Merrick	A2.00 & 2.50	40
Sheridan	Hotel Sheridan		L. S. Wilson	1.50	12

EVERY ROOM WITH BATH RANDALL HOTEL, (Formerly Jo Lotta)

MODERN—ELEGANTLY FURNISHED—QUIET

Cor. Market & Presa Sts.
Opp. Carnegie Library

SAN ANTONIO, TEXAS.

CROCKETT & TRAVELERS

CROCKETT

HOTELS
SAN ANTONIO,
TEXAS

TRAVELERS



CROCKETT ST.
One block from
Alamo Plaza

NAGEL & WUEST,
Proprietors



AVENUE C
One block from
Houston St.

FIRE-PROOF—MODERN—EUROPEAN PLAN

SINGLE RATES:

\$1.00 with Detached Bath. \$1.50 with Private Bath.

NO HIGHER

GUNTER HOTEL

PERCY TYRRELL, MANAGER

SAN ANTONIO, TEXAS

NATIONALLY KNOWN

CATERING TO THE COMMERCIAL TRADE

E European Plan.

A American Plan.

Hotel Directory of Texas—Con'd.

TOWN	HOTEL	See Ad Page	PROPRIETOR	Rate per Day	Rooms
Sherman	Binkley	23	Sherman Hotel Co.	A\$2.50 & up	20
	Arcade		Mrs. J. H. Fowler	E50c & 75c	35
	Williams House		E. L. Williams	A1.50 & up, E50c & up	35
Shiner	City		Mrs. Barbara Schmidt	2.00	35
	Commercial		Mrs. A. Stephan	2.00	25
Sinton	Commercial		Mrs. H. M. King	A2.00	25
Slaton	Singleton		G. H. Witt	2.00	32
Smithville	New City		J. J. Lowrey	E1.00 & up	20
	Summers		C. C. Summers	A2.00	30
Snyder	Manhattan		O. Lykes	2.50 & 3.00	50
	Woodrow		Mrs. W. A. Watkins	2.50	16
Stamford	Stamford Inn		H. P. Edwards	2.50 to 3.00	20
Sterling City	State		Z. L. Potts	2.00	25
Stockdale	Johnson		Mrs. M. C. Bell	2.00	50
Sulphur Spgs	McClimons		J. H. McClimons	2.00	45
	Garrison		W. L. Kline	2.00, 2.25 & 2.50	40
Sweetwater	Grogan	22	C. D. Robb	2.00 to 2.50	26
	Alamo	22	Mrs. J. F. Morgan	A2.00	14
Tahoka	Mart		G. E. Ramsey	A2.50	45
	Larkin		S. J. Smith	E50c & up	27
Taylor	Murphy		E. D. Gerding	A2.50 & 3.00	75
Teague	Yoakum		Mrs. A. L. Clarke	2.00	100
	Commercial		A. H. Terry	2.00	25
Temple	The New Martin		H. L. Dailey	2.50 & 3.00	30
	Stegall		W. H. Stegall	A2.00 & 2.50	30
Tenaha	Santa Fe		Fred Harvey	A3.50	30
	Hotel Tenaha		T. P. Hart	2.00	30
Terrell	Artesia		W. E. LaFon	A2.50 & 3.00	80
Texarkana	Cosmopolitan	22	W. A. McCartney	E75, 1.00, 1.25	50
Timpson	Fenn		W. C. Fenn	2.00	35
Tioga	Bradley Cottage		Matt Bradley	2.00	50
Trinity	Gibson		Oscar Baker	2.50	24
Valley Mills	Crow		Wade H. Nesbitt	2.00	42
Vernon	Vernon		Frank B. Byers	A2.00 & 2.50	30
	Bailey		S. W. Bailey	2.50	
Victoria	Denver	81-121	B. H. Matthews	A2.00 to 3.00	

GROGAN HOTEL

UP-TOWN, MIDWAY BETWEEN T. P. AND
 SANTA FE DEPOTS, 45 ROOMS, AMERI-
 CAN PLAN \$2.00 to \$2.50 PER DAY, STEAM
 HEAT, FREE BATHS. SAMPLE ROOMS.

SWEETWATER, TEXAS.

COSMOPOLITAN HOTEL,

TEXARKANA, TEXAS.

EUROPEAN PLAN.

COOKING AND HEATING BY NATURAL GAS.

W. A. McCARTNEY Proprietor.

30 NEW OUTSIDE ROOMS.

16 With Baths - - 5 Sample Rooms.

Opposite all Depots - - Nearest Business Center.

RATES 75c \$1.00 AND \$1.25 CAFE IN CONNECTION.

Hotel Directory of Texas—Con'd.

TOWN	HOTEL	See Ad Page	PROPRIETOR	Rate per Day	Rooms
Waco.....	New State House.....		W. W. Seley.....	\$1.00 to 2.50..	100
	Natatorium.....		J. Levinski.....	E1.00 to 1.50	60
	Raleigh.....		R. E. Pellon.....	E1.00 to 5.00	200
	St. Charles.....		St. Charles Hotel Co. Inc..	E1.00 to 2.50	60
	Tietz.....		E. Tietz.....	E50c & 75c....	81
	Waverly.....		F. W. Swift.....	E50c., 75c., 1.00	50
Waelder.....	The Hotel Waco	23	A. D. Adams.....	E1.00 & 1.50	100
	New Commercial.....		J. R. Martin.....	2.00.....	18
Waxahachie.....	Rogers.....		Robert Harrison.....	A2.50 to 3.50	60
Weatherford.....	Montfort.....		Mrs. C. M. Brown.....	2.00.....	30
Wharton.....	Nation.....		Mrs. L. M. Nation.....	2.00 & 2.50....	50
	The Plaza.....		Mrs. V. H. Meriwether.....	2.00 & 2.50....	
Whitewright.....	Payne Cottage.....		Mrs. Annie Webster.....	2.00.....	14
Wichita Falls	Hotel Hearn.....		H. F. Cauble, Mgr.....	E1.00 & up....	100
	St. James.....		A. A. Dickson, Mgr.....	E1.00 & up....	100
	Hotel Eldora.....		M. McGinley.....	E1.00 & up....	75
Winters.....	City.....		J. W. Huffhines.....	2.00.....	20
Yoakum.....	Burnett.....		H. H. Burnett.....	2.00 & 2.50....	65
	New St. Regis.....		Mrs. M. Rogers.....	2.50 & 3.00....	50

BINKLEY HOTEL, SHERMAN, TEXAS

AMERICAN PLAN RATES \$2.50 AND UP

A. D. ADAMS, Prop.

PAUL L. YOUNG, Mgr.

The Hotel Waco

"THE TRAVELING MAN'S HOME"

European Plan.

Centrally Located.

Strictly Modern.

RATES \$1.00—WITH PRIVATE BATH \$1.50

ALL ROOMS HAVE PRIVILEGE OF SHOWER
BATHS WITHOUT EXTRA CHARGE.

SAVE TIME SEE OUR CHART SHOWING WEEKLY ROUTE
OF ALL SALESMEN MAKING WACO TERRI-
TORY IN MACHINES.

First Class Barber Shop and Tailor Shop in Building

6th and Austin Sts. WACO, TEXAS.

Hotel Directory of Oklahoma.

Hotels will be listed in this Hotel Directory on the following terms: \$2.00 a year for listing and for subscription. No hotel will be listed without subscription. Orders for insertion must reach the publishers on or before the 18th of the month preceding the issue for which they are intended.

TOWN	HOTEL	Sec Ad Page	PROPRIETOR	Rate per Day	Rooms
Ada.....	New Harris.....		Sam Harris.....	E\$1.00 to 2.00	75
Altus.....	Kirby.....		J. B. Lloyd.....	2.50 & 3.00.....	
	Orient.....		R. A. Harding.....	2.50 & 3.00.....	75
Alva.....	Gunn.....		F. S. Gunn.....	A.....	
Anadarko.....	Bryan.....		L. W. Myers.....	2.00.....	34
Ardmore.....	The Yale.....		E. B. Yale.....	E50c to 1.50.....	
	Ardmore.....		Mrs. F. L. Williams.....	E75c & 1.00.....	28
	Plaza.....		Frank Westler.....	E75c & 1.00.....	27
Bartlesville.....	Alameda.....		John T. Bever.....	E50c, 75c, 1.00 & 1.25	65
Bennington.....	Boehler.....		Carl Boehler.....	A 2.00.....	15
Chandler.....	St. Cloud.....		J. E. Gormley.....	2.00.....	40
	New Egbert.....		Mrs. M. M. Egbert.....	2.00 & 2.50.....	40
Chickasha.....	Alamo.....		D. C. Huskey.....	{ A1.25 & 1.50 } { E50c, & 75c. }	28
	Early.....		Burchfiel & Remler.....	A200 & up.....	60
Claremore.....	Sequoyah.....		A. Hadady.....	{ A2.00 to 3.00 } { E 75 & up..... }	100
	Mason.....		S. W. Everett.....	A2.00 & 2.50 E75c up.....	

Hotel Directory of Oklahoma—Con'd.

TOWN	HOTEL	Sec Ad Page	PROPRIETOR	Rate per Day	Rooms
Coalgate	Mayer		J. P. McKemie	A\$2.00	45
Cushing	Thompson		J. D. Russell, Jr.	E1.00 & 2.00	
	Commercial		Harry Riley	A2.25	20
Duncan	Swan		W. L. Buckholts	2.00	21
Durant	Atwood		Mrs. Mary J. King	2.00 & up	77
	Rains		Chas. Ehrig	E50c & 75c	28
Elk City	Story		E. J. Story, Mgr.	A2.00, 2.50 & 3.00	40
El Reno	Southern		Paulsen & Schafer	E75c to 1.50	110
Enid	Oxford		Williams & Williams	E 1.00 & 1.50	60
Geary	Bristow		H. Marshall Jones	A2.00	33
Hobart	Nash		Jno J. Long	A2.00	65
Holdenville	Keystone		R. H. Powell	A2.50 & 3.00	50
Hugo	The Webb		R. W. Wilkinson	A 2.00, 2.50 & 3.00	57
	Hoffman House		M. H. Sims	E50c, 75c, \$1.00	36
Lawton	Ingraham		H. D. Ingraham	1.50 to 2.00	50
	Keegan		C. A. Carney	2.00	50
	Midland		G. H. Block	2.50, 3.00 & 3.50	65
McAlester	The Busby		F. J. McFarland	E1.00 & up	140
	Manhattan		S. G. Deibler	E50 & 75c	60
	Doss House		L. L. Kelley	E75c & up	
Madill	Royal		W. W. Carter	E50c & up	22
	Rock		R. J. Byrd	E50c & A2.00	26
	Palace		Bob Jones	E75c	30
Muskogee	Severs	51	Kupper & Benson	E1.00 & up	250
	Turner		J. M. Coe & R. G. Canon	E1.00 & up	75
	Huber		John G. Huber	E1.00 up	85
Norman	Cottage Home		W. H. Seawell	2.00	25
	Grand Central		W. M. Langford	A1.25 & up	19
Oklahoma City	Lee-Huckins	25	Jos. Huckins, Jr. and L. W. Huckins	E1.00 up	450
	New Bristol		Chas. A. Becker	E1.00 & up	
	Cadillac		J. C. Geirk	E1.00 & up	
	Saratoga		Mrs. Pearl Hopkins	E75c & up	
	Egbert		Chas. Egbert	E75c & up	80
	New Empire		G. W. Hinohee	E50c	60
	Kingkade		John S. Sweet	E1.00 to 2.00	175
	Madison		V. M. Tedford	E50c, 75c & 1.00	72



J. HUCKINS, Jr., } Managers
L. W. HUCKINS, }

LEE - HUCKINS Oklahoma City

450 Fire-Proof ROOMS 450

150 Rooms without Bath, \$1.00 to \$1.50
250 Rooms with Bath, \$1.50 to \$2.50
50 Sample Rooms \$2.00 up
Two Persons in a Room
Rate and One-Half.

TWO CAFES PRICES SENSIBLE

Club Breakfast, 25c up.
Noon-Day Lunch, 40c.
Table D'Hote Dinner, 75c.
A La Carte Service At All Hours

Hotel Directory of Oklahoma—Con'd.

TOWN	HOTEL	See Ad Page	PROPRIETOR	Rate per Day	Room
Okemah	Broadway		H. B. Fleming	\$2.00	
Okmulgee	Antlers		Ross and McNeal	E75c & 1.00	40
Paul's Valley	Leland		J. D. Hill	A.2.25	48
Pawnee	National		Doc Scott	2.00 & 2.50	45
Poteau	Milner		Mrs. T. P. Milner	A.2.00	22
Purcell	Love		T. O. Head	2.00 to 2.50	48
Sapulpa	France		J. W. Colvin	E50c & up	50
Shattuck	Earl		Paul Barcafer	2.00	35
Shawnee	Burt		Lyman & Solton	50c, 75c & 1.00	110
	Norwood		C. W. Hodge	E75c to 1.50	70
	Walcott		Wade Willard	E1.00 up	
Stillwater	Nichols		Mrs. A. L. Nichols	2.00	150
Stroud	St. Louis		M. W. & J. Lynch		50
Tulsa	Hotel Tulsa		W. N. Robinson	E1.00 and up	300
	Hotel Oklahoma		J. W. Shields & Son	E1.00 & up	82
	Waverly		3 J. S. Allison	E 75c-1.00 & up	50
Vinita	Cobb		Youngs & Hoskins	A.2.00 & 2.50	40
Watonga	Fisher		H. Marshall Jones	A.2.00 & 2.50	52
Waurika	Stuard		A. D. Bryan	A.2.25 to 3.00	50
	Walton		T. H. Walton	1.25 & 1.50	35
Woodward	Central		M. J. Collins	2.00	45
	Baker		T. E. Baker & Sons	2.00 & 2.50	

Oklahoma Railway Company Interurban Lines

TABLE 1 (Electric Interurban Express.)

GEO. W. KNOX, 2nd Vice-President & General Manager Oklahoma City, Okla.
W. J. HOUSE, General Freight & Passenger Agent.. Oklahoma City, Okla.

OKLAHOMA CITY-EL RENO LINE.				OKLAHOMA CITY-GUTHRIE LINE.				OKLAHOMA CITY-NORMAN LINE.			
Leave Okla. City	Arrive El Reno	Leave El Reno	Arrive Okla. City	Leave Okla. City	Arrive Guthrie	Leave Guthrie	Arrive Okla. City	Leave Okla. City	Arrive Norman	Leave Norman	Arrive Okla. City
#530AM	#645AM	#600AM	#720AM	#500AM	623AM	#530AM	#700AM	#520AM	#600AM	#605AM	#650AM
630 "	735 "	700AM	820 "	600 "	723 "	630 "	800 "	610 "	753 "	705 "	750 "
730 "	848 "	800 "	920 "	700 "	823 "	730 "	900 "	710 "	763 "	805 "	850 "
830 "	948 "	900 "	1020 "	800 "	923 "	830 "	1000 "	810 "	853 "	905 "	950 "
930 "	1048 "	1000 "	1120AM	900 "	1023 "	930 "	1100AM	910 "	953 "	1005 "	1050 "
1030 "	1148AM	1100AM	1220PM	1000 "	1123AM	1030 "	1200PM	1010 "	1053 "	1105AM	1150AM
1130AM	1240PM	1200PM	120 "	1100AM	1223PM	1130AM	100 "	1110AM	1153AM	1205PM	1250PM
1230PM	148 "	100PM	220 "	1200PM	123 "	1230PM	200 "	1210PM	1253PM	105 "	150 "
130 "	248 "	200PM	320 "	100 "	223 "	130 "	300 "	110 "	153 "	205 "	250 "
230 "	348 "	300 "	420 "	200 "	323 "	230 "	400 "	210 "	253 "	305 "	350 "
330 "	448 "	400 "	520 "	300 "	423 "	330 "	500 "	310 "	353 "	405 "	450 "
430 "	548 "	500 "	620 "	400 "	523 "	430 "	600 "	410 "	453 "	505 "	550 "
530 "	648 "	600 "	720 "	500 "	623 "	530 "	700 "	510 "	553 "	605 "	650 "
630 "	748 "	700 "	820 "	600 "	723 "	630 "	800 "	610 "	653 "	705 "	750 "
730 "	848 "	810 "	927 "	700 "	823 "	730 "	900 "	710 "	753 "	805 "	850 "
830 "	948 "	910 "	1027 "	800 "	923 "	830 "	1000 "	810 "	853 "	905 "	950 "
1000 "	1110PM	1010 "	1120PM	900 "	1023 "	930 "	1100PM	910 "	953 "	1005 "	1050 "
1130PM	1240PM	1115PM	1236AM	1000 "	1123PM	1030 "	1200AM	1010 "	1053PM	1100PM	1140PM
				1145PM	103AM	1130PM	100AM	1130PM	1213AM	1218AM	100AM

#Daily Except Sundays. Baggage handled on all trains.
 §Leaves at 6:20 A. M. Sundays. †Arrives at 7:00 A. M. Sundays.
 Baggage transferred free between Interurban and Rock Island stations in El Reno.

Sugar Land Railway.

W. T. ELDRIDGE, President Sugar Land, Tex.
 C. C. PORTER, Manager Sugar Land, Tex.
 J. G. LANMAN, Gen'l. Frt. & Pass. Agent Sugar Land, Tex.

READ DOWN		Miles	TABLE 2 February 4, 1913. (Wells, Fargo Express Co.)		Popula- -tion.	READ UP	
No. 1 Mx Daily Ex. Sun.						No. 2 Mx Daily Ex. Sun.	No. 2 Mx Daily Ex. Sun.
8 00AM	0	Lv.	CABELL	Ar.		8 00AM	
8 30 "	4.85	Ar.	Sugar Land	Lv.	200	7 30AM	
9 00 "	0	Lv.	Sugar Land	Ar.	200		
10 00 "	6.40		De Walt		49		
11 00 "	11.26		Santa Fe Jct.				
11 20 "	13.41		House Jct.				
*11 25AM	14.54		La Puelle				
12 45PM	27.05	Ar.	OTEY	Lv.		12 55PM	

E European Plan.

A American Plan.

Jefferson and Northwestern R'y Co.

A. D. CLARK, President Dallas, Texas
 F. I. CLARK, Vice President and General Manager Jefferson, Texas
 GEO. H. CALL, General Freight and Passenger Agent Jefferson, Texas

READ DOWN		Miles	TABLE 3. Jan. 1, 1917. (American Express)		Popu- lation	READ UP	
No. 4 Mixed Daily Ex. Sun.	No. 2 Mixed Daily Ex. Sun.					No. 1 Mixed Daily Ex. Sun.	No. 3 Mixed Daily Ex. Sun.
	7 30AM	.0	Lv. JEFFERSON	Ar.	2,515	3 00PM	
	* 7 40 "	1.2	North Jefferson			2 50 "	
	* 8 05 "	8.5	Torrans			* 2 25 "	
	* 8 10 "	10.3	Pruett			* 2 20 "	
	8 25AM	14.2	Lanier		200	2 05 "	
		14.7	Ar. GIVINS	Lv.		2 00PM	
11 45AM	8 30AM	14.7	Lv. GIVINS	Ar.			9 35AM
		17.4	Jims Bayou				
12 05PM	8 45AM	19.2	Ar. LINDEN	Lv.	600	1 45PM	9 15AM
		14.7	Lv. GIVINS	Ar.		11 45AM	
	* 9 40 "	17.0	Cloninger			* 11 40 "	
	* 9 50 "	18.2	Luanna			* 11 35 "	
	* 10 05 "	23.2	Wrays			* 11 15 "	
	* 10 30 "	27.0	Carterville		200	* 11 00 "	
	10 40AM	31.2	Ar. CAMP	Lv.		10 50AM	

Texas, Oklahoma and Eastern R. R.

M. F. ALLEN, General Manager DeQueen, Ark.
 C. C. RAY, General Freight and Passenger Agent Broken Bow, Okla.

READ DOWN		Miles	TABLE 4. March 1, 1914.		Popu- lation	READ UP					
No. 12 Sunday Only	No. 4 Sunday Only		No. 10 Daily Ex. Sun.	No. 2 Daily Ex. Sun.		No. 1 Daily Ex. Sun.	No. 9 Daily Ex. Sun.	No. 3 Sunday Only	No. 11 Sunday Only		
4 30PM	9 00AM	4 50PM	9 00AM	0	Lv. VALLANT	Ar.	656	8 20AM	3 30PM	8 35AM	4 00PM
4 55 "	9 25 "	6 00 "	10 00 "	8	Bismark		750	7 50 "	3 00 "	8 10 "	3 35 "
5 15 "	9 45 "	6 20 "	10 20 "	14	Golden			7 15 "	2 30 "	7 45 "	3 10 "
5 30 "	10 00 "	6 50 "	10 35 "	18	Oak Hill			7 00 "	2 15 "	7 30 "	2 55 "
5 50PM	10 20AM	6 55PM	11 00AM	24	Ar. BROKEN BOW	Lv.	2500	6 45AM	2 00PM	7 15AM	2 40PM

Angelina & Neches River R. R.

J. H. KURTH, President Keltys, Texas
 S. W. HENDERSON, Vice-President and General Manager Keltys, Texas
 ELI WIENER, Traffic Manager Keltys, Texas
 J. H. ALDERMAN, General Freight and Passenger Agent Keltys, Texas

READ DOWN		Miles	TABLE 5. July 17, 1916. (Wells Fargo Express.)		Popu- lation	READ UP	
No. 2 Mixed Da. Ex. Sun.						No. 1 Mixed Da. Ex. Sun.	
	7 10AM		Lv. KELTYS	Ar.	59	3 45PM	
	* 7 20 "	1.3	Clements			*	
	* 7 35 "	2.6	Prosser			* 3 35 "	
	7 35 "	4.8	Ar. LUFKIN	Lv.	2,749	3 20 "	
	8 20 "	4.8	Lv. LUFKIN	Ar.	2,749	2 55 "	
	* 8 35 "	2.6	Prosser			* 2 43 "	
	* 8 52 "	8.8	McCoy			* 2 16 "	
	* 9 05 "	12.5	Alco			* 2 05 "	
	* 9 18 "	17.0	Ewing			* 1 53 "	
	* 9 29 "	19.9	Naclina			* 1 43 "	
	9 37 "	20.9	Etoile			1 40 "	
	10 04 "	25.0	La Cerda			1 28 "	
	10 20 "	27.2	New Camp			1 10 "	
	10 30AM	30.6	Ar. CHIRENO	Lv.	276	1 00PM	

Clinton & Oklahoma Western Ry.

FRANK KELL, President Wichita Falls, Texas.
 W. S. HAID, General Manager Clinton, Okla.
 C. J. TURPIN, Traffic Manager Clinton, Okla.

READ DOWN		Miles	TABLE 6. March 1, 1916.		Popu- lation	READ UP	
No. 3 Mixed Ex. Sun.	No. 1 Daily					No. 2 Daily	No. 4 Mixed Ex. Sun.
6 00AM	10 35AM	0	Lv. CLINTON	Ar.	2,781	4 40PM	2 55PM
		3.4	Ralph				
6 45 "	11 10 "	11.5	Stafford		101	4 05 "	2 05 "
7 40 "	11 40AM	21.5	Ar. Butler	Lv.	600	3 35 "	1 35 "
8 10 "	* 12 05PM	28.9	McClure			* 3 00 "	12 35 "
		32.5	Hammon Jet				
8 50 "	12 25 "	34.4	Hammon		650	2 40 "	12 05PM
9 30 "	12 55 "	42.0	Herring			2 05 "	11 10AM
9 55AM	1 15PM	55.0	Ar. STRONG CITY	Lv.		1 45PM	10 45AM

*Stop on signal.

||Meal Station.

||Stations where through tickets are sold.

Southern Traction Company Texas Traction Company

J. F. STRICKLAND, President Dallas, Texas
 BURR MARTIN, General Manager Dallas, Texas
 JAS. P. GRIFFIN, General Passenger Agent Dallas, Texas
 N. C. CALVERT, Division Passenger Agent Denison, Texas
 T. H. WILLIAMS, Division Passenger Agent Waco, Texas

Effective Sept. 1, 1916.

Subject to change without notice.

TABLE 7 DALLAS-DENISON DIVISION.
LIMITED SERVICE BETWEEN DALLAS AND DENISON.

SOUTH BOUND							NORTH BOUND							
STATIONS	AM	AM	AM	PM	PM	PM	STATIONS	AM	AM	AM	PM	PM	PM	PM
Lv. Denison.....	7:00	9:00	11:00	100	300	500	Lv. Dallas.....	7:00	9:00	11:00	100	300	500	7:00
" Sherman.....	7:35	9:35	11:35	135	335	535	" Richardson...	7:42	9:42	11:42	142	342	542	7:42
" Howe.....	7:56	9:56	11:56	156	356	556	" Plano.....	7:53	9:53	11:53	153	353	553	7:53
" Van Alstyne...	8:08	10:08	12:08	208	408	608	" Allen.....	8:04	10:04	12:04	204	404	604	8:04
" Anna.....	8:18	10:18	12:18	218	418	618	" McKinney....	8:20	10:20	12:20	220	420	620	8:20
" Melissa.....	8:27	10:27	12:27	227	427	627	" Melissa.....	8:34	10:34	12:34	234	434	634	8:34
" McKinney.....	8:41	10:41	12:41	241	441	641	" Anna.....	8:43	10:43	12:43	243	443	643	8:43
" Allen.....	8:56	10:56	12:56	256	456	656	" Van Alstyne..	8:53	10:53	12:53	253	453	653	8:53
" Plano.....	9:06	11:06	1:06	306	506	706	" Howe.....	9:05	11:05	1:05	305	505	705	9:05
" Richardson...	9:17	11:17	1:17	317	517	717	" Sherman.....	9:27	11:27	1:27	327	527	727	9:27
Ar. Dallas.....	10:00	12:00	2:00	400	600	800	Ar. Denison....	9:55	11:55	1:55	355	555	755	9:55

†May make local stops between Denison and Sherman.

‡May make local stops between Dallas and Vickery, and McKinney and Denison.

LOCAL PASSENGER AND BAGGAGE SERVICE BETWEEN DALLAS AND DENISON.

SOUTH BOUND LOCAL PASSENGER CARS													Baggage Cars	
STATIONS	AM	AM	AM	AM	M	PM	PM	PM	PM	PM	PM	PM	AM	PM
Lv. Denison.....			6:00	8:00	*1000	*1200	2:00	*400	6:00	7:00	9:00	10:15	#1000	6 15
" Sherman.....			6:35	8:35	10:35	12:35	2:35	4:35	6:35	7:35	9:35	11:05	11 03	7 07
" Howe.....			7:00	9:00	11:00	1:00	3:00	5:00	7:00	7:56	9:56	11:26	11 37	7 39
" Van Alstyne...			7:15	9:15	11:15	1:15	3:15	5:15	7:15	8:08	10:08	11:38	12 05	8 11
" Anna.....			7:28	9:28	11:28	1:28	3:28	5:28		8:18	10:18	11:48	12 43	8 21
" Melissa.....			7:39	9:39	11:39	1:39	3:39	5:39		8:27	10:27	11:57	12 58	8 34
" McKinney.....	*5:59	7:00	7:59	9:59	11:59	1:59	3:59	5:59		8:41	10:41	12:11	1 42	9 08
" Allen.....		6:14	7:18	8:20	10:20	12:20	2:20	4:20	6:20		8:56	10:56		2 04
" Plano.....		6:25	7:31	8:35	10:35	12:35	2:35	4:35	6:35		9:06	11:04		2 29
" Richardson...		6:36	7:43	8:48	10:48	12:48	2:48	4:48	6:48		9:17	11:13		2 48
Ar. Dallas.....		7:20	8:25	9:35	11:35	1:35	3:35	5:35	7:35		10:00	11:55		3 30

Additional Local Service Denison to Sherman—Leave Denison *8:50 and *10:50 a. m., *12:50, *2:50, *4:50, 8:00 and 11:00 p. m., and 12:05 a. m. (This last car via Grand Ave. in Sherman.)

*Carry baggage.

NORTH BOUND LOCAL PASSENGER CARS													Baggage Cars	
STATIONS	AM	AM	AM	AM	M	PM	PM	PM	PM	PM	PM	PM	AM	PM
Lv. Dallas.....			*6:00	*8:00	10:00	*12:00	*2:00	*4:00		*6:00	9:00	11:00		2 00
" Richardson...			6:47	8:47	10:47	12:47	2:47	4:47		6:47	9:42	11:51		2 46
" Plano.....			7:06	9:06	11:06	1:06	3:06	5:06		7:06	9:55	12:04		3 02
" Allen.....			7:18	9:18	11:18	1:18	3:18	5:18		7:18	10:04	12:14		3 20
" McKinney.....	*5:55	7:37	9:37	11:37	1:37	3:37	5:37			7:37	10:20	12:30		3 50
" Melissa.....		6:15	7:56	9:56	11:56	1:56	3:56	5:56			10:34			4 14
" Anna.....		6:27	8:07	10:07	12:07	2:07	4:07	6:07			10:43			4 27
" Van Alstyne...		6:39	8:21	10:21	12:21	2:21	4:21	6:21	7:38		10:53			4 49
" Howe.....		6:53	8:35	10:35	12:35	2:35	4:35	6:35	7:50		11:05			5 06
" Sherman.....		7:20	9:00	11:00	1:00	3:00	5:00	7:00	8:15		11:27			5 32
Ar. Denison....		7:50	9:38	11:38	1:38	3:38	5:38	7:38	8:51		11:55			6 07

Additional Local Service Sherman to Denison. Leave Sherman 4:55, 6:10, *8:00 and *10:00 a. m., *12:00 m., *2:00, *4:00, *6:00 and 10:15 p. m., (car at 4:55 a. m. via Grand Ave. in Sherman.)

*Carry baggage.

TABLE 9 DALLAS-CORSICANA DIVISION.
LIMITED AND LOCAL PASSENGER, AND BAGGAGE SERVICE BETWEEN DALLAS AND CORSICANA.

STATIONS	SOUTH BOUND												Baggage		
	Local	Ltd.	Local	Ltd.	Local	Local	Local	Ltd.	Local	Ltd.	Local	Local			Local
Lv. Dallas.....	*6:10	7:10	*8:10	9:10	*10:10	*12:10	*2:10	*3:10	*4:10	5:10	*6:10	8:10	11:10	4 30	#300
" Oak Cliff Jct...	6:20	7:20	8:20	9:20	10:20	12:20	2:20	3:20	4:20	5:20	6:20	8:20	11:20		
" Monroe.....	6:30	7:29	8:30	9:29	10:30	12:30	2:30	3:29	4:30	5:29	6:30	8:30	11:29		3 16
" Hutchins.....	6:46	7:42	8:46	9:42	10:46	12:46	2:46	3:42	4:46	5:42	6:46	8:46	11:42		3 34
" Wilmer.....	6:55	7:49	8:55	9:49	10:55	12:55	2:55	3:49	4:55	5:49	6:55	8:55	11:49		3 46
" Ferris.....	7:03	7:56	9:03	9:56	11:03	1:03	3:03	3:56	5:03	5:56	7:03	9:03	11:56		3 41
" Trumbull.....	7:07	8:00	9:07	10:00	11:07	1:07	3:07	4:00	5:07	6:00	7:07	9:07	12:00		4 15
" Palmer.....	7:17	8:09	9:17	10:09	11:17	1:17	3:17	4:09	5:17	6:09	7:17	9:17	12:09		4 34
" Garrett.....	7:26	8:18	9:26	10:18	11:26	1:26	3:26	4:18	5:26	6:18	7:26	9:26	12:18		4 47
" Ennis.....	7:35	8:26	9:35	10:26	11:35	1:35	3:35	4:26	5:35	6:26	7:35	9:35	12:26		5 25
" Alma.....	7:45	8:35	9:45	10:35	11:45	1:45	3:45	4:35	5:45	6:35	7:45	9:45	12:35		5 38
" Rice.....	7:53	8:42	9:53	10:42	11:53	1:53	3:53	4:42	5:53	6:42	7:53	9:53	12:42		6 06
Ar. Corsicana..	8:20	9:05	10:20	11:05	12:20	2:20	4:20	5:05	6:20	7:05	8:20	10:20	10:57	30 6	25

*Carry baggage.

#Does not run on Sundays.

Southern Traction Company Texas Traction Company-Cont'd.

Table 9.

STATIONS	NORTH BOUND														
	Local	Local	Ltd.	Local	Ltd.	Local	Local	Local	Ltd.	Local	Local	Local	Local	Local	Baggage
	AM	AM	AM	AM	AM	AM	PM	PM	PM	PM	PM	PM	PM	PM	PM
Lv. Corsicana.....	540	*640	740	*840	940	*1040	*1240	*240	340	*440	5 40	740	940	1015	#815
" Rice.....	603	706	803	906	1003	11 06	1 06	306	403	506	6 03	803	1003	1046	850
" Alma.....	609	714	809	914	1009	11 14	1 14	314	409	514	6 09	809	1009	1056	900
" Ennis.....	618	725	818	925	1018	11 25	1 25	325	418	525	6 18	818	1018	1121	935
" Garrett.....	626	734	826	934	1026	11 34	1 34	334	426	534	6 26	826	1026	1142	949
" Palmer.....	634	744	834	944	1034	11 44	1 44	344	434	544	6 34	834	1034	1200	1015
" Trumbull.....	641	752	841	952	1041	11 52	1 52	352	441	552	6 41	841	1041	1206	1040
" Ferris.....	647	759	847	959	1047	11 59	1 59	359	447	559	6 47	847	1047	1222	1040
" Wilmer.....	655	807	855	1007	1055	12 07	2 07	407	455	607	6 55	855	1055	1235	1058
" Hutchins.....	702	815	902	1015	1102	12 15	2 15	415	502	615	7 02	902	1102	1247
" Monroe.....	716	830	916	1030	1116	12 30	2 30	430	516	630	7 16	916	1116	1255	101
" Oak Cliff Jct.....	722	836	922	1036	1122	12 36	2 36	436	522	636	7 22	922	1122
Ar. Dallas.....	735	850	935	1050	1135	12 50	2 50	450	535	650	7 35	935	1135	115	1132

*Carry baggage.

TABLE 8
DALLAS-WACO DIVISION
LIMITED SERVICE BETWEEN DALLAS AND WACO.

STATIONS	SOUTH BOUND						NORTH BOUND							
	AM	AM	AM	PM	PM	PM	AM	AM	AM	PM	PM	PM		
Lv. Dallas.....	730	930	1130	130	330	530	Lv. Waco.....	\$510	710	910	1110	110	310	510
" Oak Cliff Jct.....	737	937	1137	137	337	537	" Elm Mott.....	533	733	933	1133	133	333	533
" Monroe.....	747	947	1147	147	347	547	" West.....	548	748	948	1148	148	348	548
" Lisbon.....	752	952	1152	152	352	552	" Abbott.....	558	758	958	1158	158	358	558
" Glendale.....	753	953	1153	153	353	553	" Hillsboro.....	617	817	1017	1217	217	417	617
" Lancaster.....	807	1007	1207	207	407	607	" Milford.....	642	842	1042	1242	242	442	642
" Red Oak.....	817	1017	1217	217	417	617	" Italy.....	653	853	1053	1253	253	453	653
" Sterrett.....	821	1021	1221	221	421	621	" Forreston.....	704	904	1104	1304	504	704	904
" Waxahachie.....	834	1034	1234	234	434	634	" Waxahachie.....	719	919	1119	1319	519	719	919
" Forreston.....	850	1050	1250	250	450	650	" Sterrett.....	729	929	1129	1329	529	729	929
" Italy.....	901	1101	1301	301	501	701	" Red Oak.....	734	934	1134	1334	534	734	934
" Milford.....	913	1113	1313	313	513	713	" Lancaster.....	747	947	1147	1347	547	747	947
" Hillsboro.....	939	1139	1339	339	539	739	" Glendale.....	801	1001	1201	201	401	601	801
" Abbott.....	1000	1200	200	400	600	800	" Lisbon.....	802	1002	1202	202	402	602	802
" West.....	1010	1210	210	410	610	810	" Monroe.....	809	1009	1209	209	409	609	809
" Elm Mott.....	1022	1222	222	422	622	822	" Oak Cliff Jct.....	815	1015	1215	215	415	615	815
Ar. Waco.....	1045	1245	245	445	645	845	Ar. Dallas.....	825	1025	1225	225	425	625	825

*May make local stops from Waco to Waxahachie.

LOCAL PASSENGER AND BAGGAGE SERVICE BETWEEN DALLAS AND WACO.
SOUTH BOUND

STATIONS	LOCAL PASSENGER CARS.														Baggage Cars	
	AM	AM	AM	AM	PM	PM	PM	PM	PM	PM	PM	PM	PM	PM	AM	AM
Lv. Dallas.....	530	*630	*830	*1030	*1230	*230	*430	*630	730	930	1115	120	#10 50	
" Oak Cliff Jct.....	537	637	837	10 37	12 37	237	437	637	737	937	1125	
" Monroe.....	547	647	847	10 47	12 47	247	447	647	747	947	1135	11 15	
" Lisbon.....	552	652	852	10 52	12 52	252	452	652	752	952	1141	11 19	
" Glendale.....	553	653	853	10 53	12 53	253	453	653	753	953	1142	
" Lancaster.....	607	709	909	11 09	1 09	309	509	709	807	1007	1157	202	11	55	
" Red Oak.....	617	723	923	11 23	1 23	323	523	723	817	1017	1208	218	12	12	
" Sterrett.....	621	731	931	11 31	1 31	331	531	731	821	1021	1213	213	12	16	
" Waxahachie.....	634	746	946	11 46	1 46	346	546	746	834	1034	1225	1 08	
" Forreston.....	650	804	1004	12 04	2 04	404	604	850	1050	300	1	32	
" Italy.....	701	817	1017	12 17	2 17	417	617	901	1101	335	1	59	
" Milford.....	713	830	1030	12 30	2 30	430	630	913	1113	352	2	25	
" Hillsboro.....	600	739	900	1100	1 00	300	700	939	1139	423	3	34	
" Abbott.....	621	800	921	1121	1 21	321	721	1000	1200	442	4	06	
" West.....	633	810	933	1133	1 33	333	733	1010	1210	458	4	24	
" Elm Mott.....	650	822	949	1149	1 49	349	749	1022	1222	474	4	42	
Ar. Waco.....	715	845	1015	1215	2 15	415	735	1045	1245	530	5	11	

*Carry baggage.

STATIONS	LOCAL PASSENGER CARS.														Baggage Cars	
	AM	AM	AM	AM	PM	PM	PM	PM	PM	PM	PM	PM	PM	AM	AM	
Lv. Waco.....	610	*810	*1010	*1210	*210	*410	610	710	910	1110	#10 45	645	
" Elm Mott.....	636	836	10 36	12 36	236	436	636	733	933	1133	11 14	722	
" West.....	655	855	10 55	12 55	255	455	655	748	948	1148	11 42	810	
" Abbott.....	705	905	11 05	1 05	305	505	758	958	1158	11 55	
" Hillsboro.....	728	928	11 28	1 28	328	528	817	1017	1217	12 36	906	
" Milford.....	757	957	11 57	1 57	357	557	842	1042	1 20	942	
" Italy.....	810	1010	12 10	2 10	410	610	853	1053	1 44	1007	
" Forreston.....	821	1021	12 21	2 21	421	621	904	1104	2 05	1021	
" Waxahachie.....	555	642	842	1042	12 42	2 42	442	642	919	1119	2 50	1050	
" Sterrett.....	605	657	857	1057	12 57	2 57	457	657	929	1129	3 17	
" Red Oak.....	611	704	904	1104	1 04	3 04	504	704	934	1134	3 54	
" Lancaster.....	623	720	920	1120	1 20	3 20	520	720	947	1147	3 36	1117	
" Glendale.....	634	734	934	1134	1 34	3 34	534	734	1001	1201	
" Lisbon.....	635	735	935	1135	1 35	3 35	535	735	1002	1202	3 54	
" Monroe.....	641	741	941	1141	1 41	3 41	541	741	1009	1209	4 00	1134	
" Oak Cliff Jct.....	646	746	946	1146	1 46	3 46	546	746	1015	1215	
Ar. Dallas.....	655	755	955	1155	1 55	3 55	555	755	1025	1225	4 25	1155	

*Carry baggage.

#Does not run on Sundays.

Webbers Falls Railroad.

O. L. HAYES, President.....Webbers Falls, Okla.
 H. L. SANDERS, Secy-Treas-Audr.....Webbers Falls, Okla.
 S. R. THRELKELD, General Manager.....Webbers Falls, Okla.
 V. H. SMITH, Freight Traffic Manager.....Okmulgee, Okla.

READ DOWN			Miles	TABLE 9-A July 1, 1916. (Operates own Express)		Popula- -tion.	READ UP		
No. 6 Daily	No. 4 Daily	No. 2 Daily		Lv.....	Ar.....		No. 1 Daily	No. 3 Daily	No. 5 Daily
7 20PM	11 00AM	8 35AM	9	Lv.....	Ar.....	291	7 55AM	10 30AM	5 55PM
7 35"	11 15"	8 50"	3.6		7 25"	10 00"	5 25"
7 50"	11 30"	9 05"	6.2		7 15"	9 45"	5 15"
7 55"	11 35"	9 10"	7.5		7 10"	9 40"	5 10"
8 05PM	11 50AM	9 20AM	10.4	Ar.....	Lv.....		7 00AM	9 30AM	5 00PM

Connection: { At Warner, Okla., with Midland Valley.
 { At Webbers Falls with transfer to Gore, Okla., for St. L. I. M. & S.

Okmulgee Northern Ry. Co.

HENRY C. FLOWER, President.....Okmulgee, Okla.
 W. B. MOSES, General Agent.....Okmulgee, Okla.

BETWEEN OKMULGEE, DEWAR, KUSA AND HENRYETTA.

TABLE 9-B.

December, 1916.

SOUTH-BOUND

	Mix. Ex. Sun.	SOUTH-BOUND								Sat. Only
		Daily	Daily	Daily	Daily	Daily	Daily	Daily	Daily	
Lv. Okmulgee Pass. Station.....	AM	AM	AM	AM	AM	PM	PM	PM	PM	PM
Lv. Okmulgee Freight Station.....		7 00		10 00		2 00		5 00		10 00
Lv. Coalton.....		7 35		10 35		2 35		5 35		10 35
Lv. Dewar.....		7 55		10 55		2 55		5 55		10 55
Lv. Kusa.....	6 45	8 00	9 00	11 00	11 35	3 00	3 45	6 00	6 35	11 00
Lv. Dewar.....	6 55	8 05	9 05	11 05	11 40	3 05	3 50	6 05	6 40	11 05
Ar. Henryetta.....		8 15		11 15		3 15		6 15		11 15
	AM	AM	AM	AM	AM	PM	PM	PM	PM	PM

TABLE 9-C. NO CINDERS—NO DUST—NO SMOKE. NORTH-BOUND

	NORTH-BOUND								Sat. Only
	Daily	Daily	Daily	Daily	Daily	Daily	Daily	Daily	
Lv. Henryetta.....	AM	AM	AM	AM	PM	PM	PM	PM	PM
Lv. Dewar.....		8 45		11 20		3 30		6 20	11 15
Lv. Kusa.....	7 55	8 55	10 55	11 30	2 55	3 40	5 55	6 30	11 25
Lv. Dewar.....	8 00	9 00	11 00	11 35	3 00	3 45	6 00	6 35	
Lv. Coalton.....		9 05		11 40		3 50		6 40	11 25
Lv. Okmulgee Freight Station.....		9 25		12 01		4 10		7 00	11 45
Ar. Okmulgee Pass. Station.....		9 55		12 35		4 45		7 35	12 20
	AM	AM	AM	PM	PM	PM	PM	PM	AM

FOR BETTER SERVICE

NO WAITS, NO DELAYS, NO MISCONNECTIONS

TAKE THE

Interurban Limited

BETWEEN

FT. WORTH AND DALLAS

"ALWAYS A CAR WHEN YOU WANT IT"



H. T. BOSTICK, G. P. A.,
 FT. WORTH, TEXAS.

San Antonio, Uvalde & Gulf R. R. Co.

DUVAL WEST and A. R. PONDER, Receivers.

A. R. PONDER, General Manager for Receivers. San Antonio, Tex.
E. F. BLOWMEYER, Traffic Manager. San Antonio, Tex.

READ DOWN				TABLE 10. Aug. 15, 1916 (Wells Fargo Exp.)		READ UP			
No. 7 Daily	No. 3 Daily	No. 1. Daily	Miles	Lv.	Ar.	Popula- -tion.	No. 2 Daily	No. 4 Daily	No. 8 Daily
	PM 1045	AM 1030	0	Lv. SAN ANTONIO..	Ar.	119447	PM 530	AM 700	
	*1110	*1053	6.7	San Jose.....			* 507	* 635	
	*1127	*1106	12.6	Cassin.....			* 453	* 618	
	*1130	*1109	13.4	Coralita.....			* 450	* 615	
	*1155	*1129	22.6	Haiduk.....			* 428	* 548	
	PM 1205	PM 1139	26.6	Leming.....		450	418	* 537	PM
	311		32.0	Pleasanton Jct.....					1230
	325	1230	33.7	North Pleasanton.....			400	515	1225
	350	1235	34.3	Pleasanton.....		1,226	345	500	1210
	PM 1247	*1224	38.8	Coughran.....			* 335	* 447	PM
	PM * 107	*1251	46.3	McCoy.....			* 320	* 424	
	* 128	113	55.2	Campbellton.....		400	301	* 358	
	* 150	131	63.3	Whitsett.....			243	* 332	
	* 202	* 143	68.0	Fant City.....			* 253	* 318	
	225	205	77.4	Three Rivers.....		400	210	250	
	* 237	211	80.2	Kittie.....			143	* 237	
	300	231	88.1	George West.....		300	126	207	
	* 314	245	93.5	Mikeska.....			113	* 150	
	* 332	* 302	100.6	Dinero.....		17	*1258	* 127	
	* 342	* 310	103.8	Lucas.....			*1250	* 116	
	* 352	318	107.3	Cornelia.....			*1242	* 103	
	408	332	113.0	Mathis.....		900	1230	1245	
	* 443	* 403	126.1	Edroy.....			*1159	*1201	
	500	420	132.2	Odem.....		400	1140	1135	
	630	500	149.5	CORPUS CHRISTI..	Lv.	15,000	1100	1045	
	AM	PM		Ar.	Lv.		AM	PM	

Standard Parlor cars on trains Nos. 1 and 2 between San Antonio and Corpus Christi.
Standard Pullman Sleepers on trains No. 3 and 4 between San Antonio and Corpus Christi.

Through Pullman Standard electric-lighted sleeping cars between San Antonio and Brownsville via Odem and St. L. B. & M. on trains 3 and 4. Only through sleeper between the two cities.

Connections day trains at Odem (same depot) with St. L. B. & M. Ry.

CRYSTAL CITY DIVISION.

READ DOWN			TABLE 11. Aug. 15, 1916. (Wells Fargo Express)		READ UP		
No. 11 Mixed Daily	Miles		Lv.	Ar.	Popula- -tion.	No. 12 Daily	
PM 12 31	0	Lv. PLEASANTON JCT.....	Ar.			PM 3 10	
1 05	4.0	Jourdanton.....			1,000	2 40	
1 50	17.3	Charlotte.....			500	1 50	
* 2 30	29.1	Hindes.....				* 1 05	
	36.4	Prince.....				*	
* 3 05	40.2	Zella.....				*12 25	
* 3 40	46.8	Fowlerton.....			1,500	12 01	
* 4 07	54.9	Dulls.....				*11 15	
* 4 27	60.6	Bolton.....				*10 55	
	65.8	Dobson.....				*	
5 05	73.0	Gardendale.....				10 15	
5 27	79.8	Woodward.....			150	9 40	
* 5 55	89.3	Las Vegas.....				* 9 05	
6 20	95.1	Big Wells.....			900	8 45	
6 47	100.9	Brundage.....				8 05	
7 10	107.5	Palm.....				7 45	
7 50	113.8	Crystal City.....			1,200	7 25	
8 07	118.5	Byrd.....				6 52	
8 30	126.0	Ar. CARRIZO SPRINGS..	Lv.		1,500	6 30	
						AM	

CRYSTAL CITY AND UVALDE.

READ DOWN			TABLE 12. Aug. 15, 1916. (Wells Fargo Express)		READ UP		
No. 15 Mixed Daily	Miles		Lv.	Ar.	Popula- -tion.	No. 16 Mixed Daily	
2 30 PM	0	Lv. UVALDE JCT.....	Ar.			10 45 AM	
2 45 PM	2.1	Uvalde City.....			4,900	10 30 AM	
* 3 20 PM	12.4	Pulliam.....				* 9 45 AM	
4 00 PM	22.7	La Pryor.....			600	9 10 AM	
	29.0	Zacata.....					
* 4 53 PM	34.4	New California.....				* 8 23 AM	
5 20 PM	40.8	Ar. CRYSTAL CITY.....	Lv.		1,200	8 00 AM	

*Stop on signal.

||Meal Station.

§Stations where through tickets are sold.

St. Louis, Iron Mountain & Southern Ry.

J. F. MURPHY, General Manager St. Louis.
 C. L. STONE, Passenger Traffic Manager St. Louis.
 J. G. HOLLENBECK, General Passenger Agent St. Louis.
 J. E. DAVENPORT, Assistant General Passenger Agent St. Louis.
 H. H. BUTLER, Assistant General Passenger Agent St. Louis.
 R. T. G. MATTHEWS, Asst. Gen'l Pass. Agent Kansas City, Mo.
 F. E. SCHROEDER, Asst. Gen'l Pass. Agent Little Rock, Ark.

READ DOWN			Miles	TABLE 13 June 4, 1916. (Wells Fargo Express.)		Popula- tion.	READ UP		
No. 191 Mixed Ex. Sun.	No. 105 Daily	No. 103 Daily		No. 104 Daily	No. 106 Daily		No. 192 Mixed Ex. Sun.		
AM	AM	PM		AM	PM		AM	PM	
6 50	8 30	9 40	0.0	Lv. KANSAS CITY, Ar	273043	7 20	6 55		
* 7 15	5 20	6 05	198.0	Ar. Coffeyville	4,953	10 35	10 30	5 25	
7 40	5 49	6 35	210.3	Elliott, Okla		* 10 13		* 4 40	
8 05	6 00	6 45	215.6	Lenapah	412	9 59	9 52	4 20	
9 30	6 15	7 00	220.8	Delaware	662	9 45	9 40	* 3 50	
* 9 55	* 6 26	* 7 11	226.7	Nowata	3,672	9 30	9 30	* 3 20	
10 30	* 6 37	* 7 24	233.4	Watova	50	* 9 12	* 9 16	* 2 45	
11 00	* 6 48	* 7 35	239.1	Talala	340	8 58	* 9 04	2 15	
* 11 40	* 7 00	* 7 50	246.1	Oologah	255	8 44	* 8 53	1 45	
12 30	7 17	8 05	251.5	Sageyah	25	* 8 30	* 8 38	* 1 00	
* 12 55	* 7 30	* 8 15	256.3	Claremore	2,866	8 18	8 28	12 30	
1 25	* 7 50	* 8 30	264.2	Tiawah	80	8 05	* 8 15	11 30	
* 2 00	* 8 07	* 8 48	272.6	Inola	405	* 7 50	* 8 00	11 05	
2 45	8 22	9 05	279.0	Ross	15	* 7 33	* 7 43	* 10 30	
No. 141 Mixed Ex. Sun.	3 25	8 35	9 20	Wagoner	4700	7 20	7 30	10 10	
4 00	8 47	9 33	287.4	Rex	110	6 48	6 53	9 20	
4 50	9 08	9 53	293.3	Fort Gibson	1,844	6 35	6 38	8 25	
PM 5 10	9 47	10 34	303.6	Braggs	259	6 14	6 16	7 40	
12 45	9 32	10 15	314.8	Bluffs		6 02		* 7 05	
1 30	9 49	10 35	323.7	Gore	316	5 50	5 52	6 45	
* 1 55	* 10 00	* 10 46	329.4	Vian	794	5 32	5 32	11 35	
2 25	10 16	11 02	335.3	McKey		* 5 17	* 5 20	* 11 00	
2 50	* 10 27	* 11 14	341.4	Sallisaw	2,479	5 02	5 06	10 15	
3 25	11 00	11 45	348.0	Hanson	182	4 47	* 4 51	9 25	
4 12	11 00	11 45	357.5	Muldrow	671	4 34	4 37	9 00	
PM	11 15	11 55	362.5	Greenwood Jct., Okla.		4 12	4 15	8 10	
				Ar. FT. SMITH, ARK. Lv.	27,136	4 00	4 00		

THROUGH TRAIN SERVICE.

Trains Nos. 105 & 106.—Chair Car between Little Rock, Fort Smith and Kansas City. Pullman Sleeper between Little Rock and Coffeyville, and between Little Rock and Fort Smith.

Trains Nos. 103 & 104.—Sleeper between Kansas City and Little Rock. Chair Car between Kansas City and Little Rock.

Rio Grande Railway Co.

D. A. O'BRIEN, President and General Manager Brownsville, Texas.
 JAMES A. BROWNE, Vice President and Treasurer Brownsville, Texas.
 JOHN GREGG, Auditor and Secretary Brownsville, Texas.

READ DOWN			Miles	TABLE 14 Nov. 26, 1916.		Popula- tion.	READ UP		
	Daily			Lv. BROWNVILLE...Ar.	12,736		Daily		
	9 00AM	0	Lv. POINT ISABEL Lv.		5 30PM				
	11 00AM	22			3 30PM				

TEXAS MEXICAN RAILWAY

C. M. FISH, Traffic Manager, Laredo, Tex.

READ DOWN	Miles	TABLE 15 June 4, 1916. (Wells, Fargo Exp.)		Popula- tion.	READ UP
No. 1 Mixed Daily		Lv. LAREDO...Ar.		No. 2 Mixed Daily	
8 20	1.5	Lv. LAREDO...Ar.	15,605	3 55	
* 9 05	18.6	Pescadito.....		* 3 08	
9 37	31.2	Aguilares.....	30	2 35	
* 9 49	36.1	Ochoa.....		* 2 23	
10 24	48.9	Bruni.....	48	1 50	
11 00	62.3	Hebbornville.....	190	1 07	
11 40	76.9	Realitos.....	84	12 27	
12 08	87.1	Sweden.....		11 56	
12 40	91.5	Lv. Benavides...Ar	233	11 25	
12 50	94.5	Noleda.....		11 09	
* 1 03	99.9	Gravis.....		* 10 55	
1 28	109.4	San Diego.....	1,397	10 31	
1 53	119.4	Alice.....	2,138	10 05	
2 09	126.8	Bentonville.....		9 42	
2 19	129.7	Agua Dulce.....	40	9 34	
2 36	136.9	Banquete.....	20	9 16	
* 2 43	138.7	Rabb.....		* 9 07	
3 10	145.4	Robstown.....	1,500	8 55	
3 35	153.0	Clarkwood.....		8 21	
4 05	161.2	Ar. Corpus Christi Lv.	15,000	8 00	

GULF, TEXAS & WESTERN RY.

BEN B. CAIN, V. P. & G. M. Dallas, Tex.
 P. E. BOCK, Gen'l Supt. and Gen'l Frt. and Pass. Agent, Jermyn, Texas
 A. F. LANIER, Asst. Gen'l Frt. & Pass. Agent, Jermyn, Texas

READ DOWN	Miles	TABLE 16 Dec. 5, 1915. (American Exp. Co.)		Popula- tion.	READ UP
21 Da.		Lv. WEATHERFORD Ar.		5,074	22 Da.
PM		Lv. MINERAL WELLS Ar.		3,950	PM
1 45	21.9	Salesville.....		82	12 15
2 05	30.0	Perrin.....		600	11 29
* 2 29	38.9	Hensley.....			* 11 07
3 13	54.0	Jacksboro.....		1,480	10 46
* 3 35	61.5	Berwick.....		50	* 10 23
	65.6	Wells.....			*
4 12	70.1	Jermyn.....		500	9 56
4 30	77.2	Loving.....		225	9 39
4 50	84.0	Jean.....		300	9 19
5 20	94.0	Olney.....		1,095	8 49
	100.0	Coston.....			*
5 56	106.1	Megargel.....		600	8 13
6 13	111.7	Westover.....		300	7 57
* 6 32	118.1	Rendham.....		50	* 7 39
	124.1	Olyphant.....			*
7 05	129.6	Ar. SEYMOUR Lv.		2,029	7 05

*Stop on signal.

||Meal Station.

||Stations where through tickets are sold.

Texas Southeastern Railroad.

E. C. DURHAM, General Manager. Diboll, Tex.

READ DOWN			TABLE 17			READ UP		
No. 3 Daily Ex. Sun.	No. 1 Daily Ex. Sun.	Miles	Aug. 6, 1916.			Popula-tion.	No. 2 Daily Ex. Sun.	No. 4 Daily Ex. Sun.
	6 30AM	0.0	Lv.	DIBOLL	Ar.	1500	11 10AM	
	6 35"	1.0	Rutland		11 05"	
	* 9 30"	7.0	Blix		* 10 45"	10 40AM
1 35PM	* 9 43"	10.3	Vair		* 10 31"	10 25AM
1 45PM	* 9 49"	12.4	Rayville	35	* 10 25"	
	10 04AM	17.6	Neff	10	10 10AM	
		20.4	Walkerton	25		
		24.0	Collierville	10		
		28.5	Kenley	5		
		34.6	Ar.	BLUFF CITY	Lv.	500		

LUFKIN & DIBOLL.

READ DOWN			TABLE 18			READ UP		
No. 3 Daily Ex. Sun.	No. 5 Daily Ex. Sun.	Miles	Aug. 6, 1916.			Popula-tion.	No. 6 Daily Ex. Sun.	No. 4 Daily Ex. Sun.
	8 50AM	0.0	Lv.	LUFKIN	Ar.	2,749	7 40AM	11 15AM
	* 9 04"	3.5	Farrell		* 7 18"	
	* 9 12"	6.3	Peavy	50	* 7 09"	10 53"
1 30"	* 9 18"	8.3	Granville	10	* 7 02"	10 47"
1 35PM	9 26AM	10.5	Blix		6 53AM	10 40AM
		16.5	Rutland			
		17.5	Ar.	DIBOLL	Lv.	1500		

Marshall & East Texas Railway.

BRYAN SNYDER, Vice-President & General Manager. Marshall, Tex.

READ DOWN			TABLE 19			READ UP		
	No. 5 Mixed Daily	Miles	Aug. 6, 1916.			Popula-tion.	No. 6 Mixed Daily	
	AM		Lv.	WINNSBORO	Ar.	1,741	PM	
	8 00	0.0	Eser		6 00	
	8 14	1.2	Merrimao	50	* 4 51	
	* 8 58	8.5	Ogburn	100	4 37	
	9 13	10.5	Peach	100	4 11	
	9 38	14.1	Rhonesboro	250	3 37	
	10 10	18.8	Rosewood	250	3 11	
	10 34	22.4	Kelsey	300	* 2 54	
	* 10 50	24.8	Gilmer	1,484	2 06	
	1 06	31.6	Gracetown	275	11 51	
	2 18	42.1	James		11 26	
	2 42	45.6	Ashland	200	11 05	
	3 01	48.3	Harleton	350	10 01	
No. 7 Mixed Daily Ex. Sun.	No. 3 Sunday Only	No. 1 Sunday Only	* 4 24	60.5,	350	* 9 37	No. 2 Sunday Only
			* 4 36	62.2,		* 9 25	No. 4 Sunday Only
			6 00	74.2,	Ar.	13,348	8 00	No. 8 Mixed Daily Ex. Sun.
11 00	3 00	7 45	6 00	74.2	Lv.	13,348	AM	5 30
11 30	* 3 27	* 8 12		81.3	Ar.			3 00
11 55	3 39	8 24		84.3	200	* 9 51	* 5 06
12 30	4 10	8 55		91.7	Ar.	300	9 40	4 55
PM	PM	AM			Ar.		9 10	4 25
					Ar.		AM	PM

PECOS VALLEY SOUTHERN RY.

W. D. COWAN, President.
 L. W. ANDERSON, Vice-Prest. and Gen'l Manager, Pecos, Texas
 D. S. FLOYD, General Freight and Passenger Agent, Pecos, Texas

READ DOWN		TABLE 20		READ UP	
No. 1 Daily Ex. Sun.	Miles	August 30, 1915.		No. 2 Daily Ex. Sun.	Miles
		Lv.	PECOS	Ar.	1,856
7 45	.0	Sisk	2 25
8 21	7.0	Sargent	1 58
8 36	11.3	Hoban	1 43
8 56	17.3	Verhalen	1 24
9 17	23.0	Saragosa	1 06
9 47	29.3	Balmorhea	40 12 40
10 25	36.5	Ar. TOYARVALE	Lv.	200 12 15
10 48	40.3			41 10 48
AM					AM

TIMPSON & HENDERSON R'Y.

C. W. GRAY, General Manager,
 Henderson, Texas

READ DOWN		TABLE 21		READ UP	
No. 2 Mixed Daily Ex. Sun.	Miles	Dec. 14, 1913.		No. 1 Mixed Daily Ex. Sun.	Miles
		Lv.	TIMPSON	Ar.	1,528
AM	8 00	0.5	Espy
	* 8 10	8.1	Ar. Ragley	Lv.
	8 30	9.1	Lv. Ragley	Ar.
	8 30	9.6	Long Branch
	9 15	17.9	Pine Hill
	9 35	20.5	Dry Creek
	* 9 52	25.5	Wherry
	* 10 00	27.0	Ar. HENDERSON	Lv.
	10 40	34.0		
AM					AM

*Stop on signal.

¶Meal Station.

§Stations where through tickets are sold.

Paris & Mount Pleasant R. R. Co.

C. F. COLLINS, Gen'l Frt. & Pass. Agent.....Paris, Texas.

READ DOWN		Miles	TABLE 22		Popula-tion.	READ UP		
No. 1 Daily	No. 3 Daily Ex. Sun.		June 20, 1915.			No. 4 Daily Ex. Sun.	No. 2 Daily	
4 00PM	1 00PM	0	Lv.....	PARIS.....	Ar.	12,275	11 30PM	10 00AM
* 4 15 "	* 1 10 "	4	Ragland.....		* 11 10 "	* 9 45 "
4 36 "	1 50 "	11	Pattonville.....	105		10 55 "	9 22 "
4 56 "	2 40 "	17	Deport.....	700		10 30 "	9 02 "
5 09 "	* 3 00 "	20	Rugby.....			* 9 55 "	8 50 "
5 23 "	* 3 40 "	24	Bogata.....	247		* 9 40 "	8 37 "
* 5 35 "	* 3 55 "	28	Johntown.....			* 9 00 "	* 8 23 "
* 5 43 "	* 4 05 "	30	Jobberly.....			* 8 55 "	* 8 15 "
* 5 53 "	* 4 40 "	33	Talco.....			8 45 "	8 05 "
* 6 06 "	* 5 00 "	38	Eickhoff.....			8 15 "	* 7 52 "
* 6 20 "	* 5 25 "	43	Ripley.....	54		8 00 "	* 7 40 "
* 6 30 "	* 5 40 "	46	Hoffman Jct.....			* 7 45 "	* 7 25 "
6 45PM	6 00PM	51	Ar.....	MT. PLEASANT.....	Lv.	3,137	7 30PM	7 15AM

Roscoe, Snyder & Pacific Railway Co.

ED. S. HUGHES, President & General Manager.....Ablene, Texas
W. S. JAMES, Assistant General Manager and Gen'l Frt. & Pass Agent.....Roscoe, Texas

READ DOWN		Miles	TABLE 23		Popula-tion.	READ UP		
No. 7 Sunday Only.	No. 5 Daily Ex. Sun.		June 25, 1916.			No. 6 Daily Ex. Sun.	No. 8 Sunday Only	
9 30AM	8 45AM		Lv.....	ROSCOE 1.....	Ar.	941	5 30PM	4 30PM
9 50 "	9 10 "	8.0	Wastella.....	75		5 05 "	4 05 "
10 20 "	9 40 "	18.9	Hermleigh 2.....	625		4 35 "	3 35 "
10 55 "	10 15 "	30.4	Snyder 3.....	2,514		4 00 "	3 00 "
* 11 30 "	* 11 00 "	41.3	Dermott.....			* 3 35 "	* 1 50 "
11 50AM	11 20AM	49.2	Ar.....	FLUVANNA.....	Lv.	450	1 15PM	1 30PM

Connections: 1 with Texas & Pacific Ry. 2 and 3 with Santa-Fe System.

Jefferson County Traction Company

INTERURBAN

BEAUMONT—PORT ARTHUR, TEXAS. Effective May 7, 1914.

W. V. NEAL, General Passenger Agent.

SOUTH BOUND				TABLE 24		NORTH BOUND			
BEAUMONT TO PORT ARTHUR						PORT ARTHUR TO BEAUMONT			
STATIONS.	A. M. Daily	A. M. Daily	And every hour thereafter until	P. M. Daily	STATIONS.	A. M. Daily	And every hour thereafter until	Midnt. Daily	
Lv. Beaumont....	4 45	6 00			11 00	Lv. Port Arthur.		6 00	
" South Park....	5 00	6 15		11 15	" Woodworth.....	6 08		12 08	
" Spindletop....	5 02	6 18		11 18	" Griffing.....	6 13		12 13	
" McFaddin.....	5 06	6 22		11 22	" Pear Ridge.....	6 14		12 14	
" Sun.....	5 10	6 26		11 26	" Neches Jct.....	6 16		12 16	
" Nederland.....	5 12	6 28		11 28	" Rice Farm.....	6 19		12 19	
" Rice Farm.....	5 15	6 31		11 31	" Nederland.....	6 22		12 22	
" Neches Jct.....	5 18	6 34		11 34	" Sun.....	6 24		12 24	
" Pear Ridge.....	5 20	6 36		11 36	" McFaddin.....	6 28		12 28	
" Griffing.....	5 21	6 37		11 37	" Spindletop....	6 33		12 33	
" Woodworth....	5 25	6 42		11 42	" South Park....	6 35		12 35	
Ar. Port Arthur	5 33	6 50		11 50	Ar. Beaumont....	6 50		12 50	

BAGGAGE:—Baggage cars leave Beaumont 8:45 A. M., 12:45 P. M., 4:15 P. M., Leave Port Arthur 10:25 A. M., 2:25 P. M., 6:45 P. M.

Shreveport, Houston & Gulf R. R.

G. A. KELLEY, President and General Manager.....Manning, Tex.
S. R. PARKER, Auditor and Traffic Manager.....Manning, Tex.
W. N. SMITH, Secy. & Treas.....Manning, Tex.

READ DOWN		Miles	TABLE 25		Popula-tion.	READ UP		
No. 74 Ex. Sun.	No. 76 Daily Ex. Sun.		Aug. 1, 1916.			No. 75 Daily Ex. Sun.	No. 73 Ex. Sun.	
1 00PM	7 35AM	0	Lv.....	MANNING.....	Ar.	50	10 05AM	2 50PM
1 15 "	8 00 "	4	Kelley.....		9 45 "	2 31 "
1 35 "	8 20 "	8	McConnico.....		9 20 "	2 21 "
1 45PM	8 25 "	9	Prestridge.....		9 15 "	2 12PM
	8 35AM	11	Ar.....	HUNTINGTON.....	Lv.	350	9 05AM	

*Stop on signal.

¶Meal Station.

†Stations where through tickets are sold.

The Trinity and Brazos Valley Railway

J. W. ROBINS, Receiver.....Houston, Texas
 JOHN T. BOWE, Acting General Freight and Passenger Agent.....Houston, Texas

READ DOWN			TABLE 26. Dec. 19, 1915. American Express			READ UP		
No. 8-2 Daily	Miles		Station	Popula- -tion.	No. 1-7 Daily			
6 30AM			Lv. GALVESTON (G.C.)	41,076	9 55PM			
8 15 "			Ar. Houston (&S.F.)	108172	8 15 "			
8 30 "	0		Lv. Houston	108172	7 30 "			
8 45 "	4		" Belt Junction		7 12 "			
* 9 04 "	12		" Rosslyn		* 6 57 "			
* 9 20 "	18		" North Houston		* 6 42 "			
* 9 32 "	20		" Louetta	40	* 6 30 "			
* 9 44 "	32		" Tomball	275	* 6 19 "			
* 9 59 "	39		" Ventura		* 6 04 "			
* 10 03 "	41		" Mostyn	50	* 6 00 "			
* 10 11 "	44		" Karen		* 5 53 "			
* 10 19 "	47		" Jackson		* 5 46 "			
10 30 "	53		" Dobbin	180	* 5 35 "			
* 10 44 "	59		" Dacus	100	* 5 21 "			
* 10 53 "	63		" Northwood		* 5 13 "			
11 00 "	66		" Richards	225	5 06 "			
11 13 "	72		" Shiro	325	4 55 "			
11 24 "	77		" Singleton	60	4 43 "			
* 11 35 "	83		" Grimes		* 4 33 "			
11 45 "	88		" Iola	121	4 24 "			
* 11 53AM	91		" Cross	125	* 4 17 "			
12 03PM	97		" Zulch	99	4 05 "			
12 07 "	99		" North Zulch	250	4 00 "			
12 15 "	102		" George		3 53 "			
12 25 "	106		" Normangee	675	3 43 "			
12 48 "	115		" Flynn	180	3 22 "			
1 12 "	123		" Concord	100	3 02 "			
1 35 "	132		" Newby (Jewett)		2 43 "			
1 57 "	140		" Donie	100	2 24 "			
2 12 "	145		" Freestone		2 12 "			
2 25PM	151		Ar. Teague	3,288	1 55PM			
2 45PM	151		Lv. Teague	3,288	1 25PM			
* 2 55 "	155		" Simsboro		* 1 17 "			
3 15 "	162		" Kirven	160	12 58 "			
3 38 "	169		" Streetman	300	12 35 "			
* 3 55 "	175		" Cheneyboro		* 12 19 "			
4 05 "	179		" Navarro	50	12 10PM			
4 30 "	187		" Corsicana	9,978	11 45AM			
4 55 "	195		" Emhouse	225	11 23 "			
5 10 "	201		" Onion Creek		11 08 "			
5 25 "	206		" Bardwell	500	10 50 "			
5 44 "	212		" Reagor Springs		10 31 "			
6 00 "	218		Ar. WAXAHACHIE	6,205	10 15 "			
			(M. K. & T. Ry. of Tex.)					
7 25PM	0		Lv. WAXAHACHIE	6,205	8 45 "			
8 30PM	31		Ar. DALLAS	118482	7 30AM			
No. 8 Da.			Ft. Worth Division			No. 7 Da.		
2 30PM	151		Lv. Teague	3,288	1 40PM			
* 2 46 "	158		" Limestone		* 1 23 "			
3 05 "	165		" Mexia	2,694	1 02 "			
3 15 "	169		" Tehuacana	425	12 52 "			
3 30 "	174		" Datura	60	12 39 "			
3 40 "	177		" Cooledge	505	12 30 "			
3 54 "	184		" Munger	40	12 19PM			
4 10 "	188		" Hubbard	1,843	11 55AM			
4 41 "	196		" Malone	550	11 30 "			
5 05 "	204		" Bynum	350	11 05 "			
5 30 "	213		" Hillsboro	6,115	10 40 "			
* 6 00 "	221		" Mayfield		* 10 20 "			
6 10 "	224		" Osceola	325	10 10 "			
6 20 "	228		" Covington	300	10 00 "			
6 34 "	233		" Parker	64	9 45 "			
7 00PM	243		Ar. CLEBURNE	11,878	9 15AM			
			(G. C. & S. F. Ry.)					
7 10PM	0		Lv. CLEBURNE	11,878	9 05AM			
8 10 "	28		Ar. FT. WORTH	99,528	7 55 "			
7 15 "	0		Lv. CLEBURNE	11,878	9 15 "			
9 40PM	54		Ar. DALLAS	118482	7 05AM			

EQUIPMENT
 Vestibuled first-class coaches and partition smoker between Houston and Cleburne.
 Vestibule first-class coaches, partition smoker between Houston and Waxahachie.
 Nos. 7 and 8. — Houston and Cleburne (Daily).
 Nos. 7-1 and 8-2. — Houston, Waxahachie (Daily).

Roby & Northern R. R. Co.

L. C. EASTLAND, Vice Prest. and Gen'l. Manager.....Roby, Texas
 J. G. HUGHES, Secy.-Auditor.....Roby, Texas
 B. L. CONLEY, General Freight and Passenger Agent.....Roby, Texas

READ DOWN			TABLE 26-A. Dec. 1916. American Express			READ UP		
No. 6 Sun. Only	No. 4 Daily	No. 2 Daily	Miles	Station	Popula- -tion.	No. 1 Daily	No. 3 Daily	No. 5 Sun. On ly
9 00AM	6 30PM	8 23AM	0	Lv. ROBY	1,800	9 55AM	7 37PM	9 50AM
9 15 "	6 45 "	8 38 "	4	" Rainbolt		9 40 "	7 22 "	9 35 "
9 22AM	6 52PM	8 45AM	5	Ar. NORTH ROBY	50	9 33AM	7 15PM	9 28AM

Connection made at North Roby with M. K. & T. Ry.
 *Stop on signal. ¶Meal Station. ¶Stations where through tickets are sold.

KANSAS CITY, MEXICO & ORIENT R. R.

E. DICKINSON, Vice-President and General Manager..... Kansas City, Mo.
 E. H. SHAUFLER, Freight Traffic Manager..... Kansas City, Mo.
 H. C. ORR, General Passenger Agent..... Kansas City, Mo.

READ DOWN			TABLE 27.			READ UP		
No. 13	No. 15	No. 1	Miles	August 2, 1914.	Popula-	No. 2	No. 16	No. 14
Daily Ex.	Frt. Daily	Daily		(American Express.)	tion.	Daily	Frt. Daily	Daily Ex.
Sun. Frt.	Ex. Sun.						Ex. Sun.	Sun. Frt.
a 7 20AM		8 25AM	0	Lv. WICHITA Ar.	64,972	7 10PM		b 4 50PM
* 1 15PM		* 11 27	77	Little Sandy, Okla.	286	* 4 10		* 11 00AM
1 45		11 40AM	82	Byron	2,016	3 53		10 45
2 40		12 07PM	92	Cherokee	138	3 36		10 05
3 20		12 20	98	Yewed	883	3 20		9 20
4 40		12 40	107	Carmen	303	3 02		8 50
4 40		12 53	111	Aline	150	2 47		8 10
5 25		1 15	122	Orienta	2,020	2 24		7 25
5 45PM		1 30	128	Ar. Fairview Lv.	2,020	2 10		7 00AM
	6 45AM	1 50	128	Lv. Fairview Ar.	2,020	1 50	5 20PM	
	7 45	2 19	140	Longdale	296	1 25	4 55	
	8 20	2 35	146	Canton	703	1 09	4 30	
	9 05	3 01	157	Oakwood	199	12 45	3 45	
	* 9 30	3 14	163	Nobscot	40	12 28	* 3 14	
	10 20	3 32	171	Thomas	1,371	12 13PM	2 35	
	10 45AM	3 49	178	Foley	854	11 52AM	1 45PM	No. 18
No. 17		3 54	180	Custer City	713	11 40		Frt. Daily
Frt. Daily		4 08	187	Arapaho		11 20		Ex. Sun.
Ex. Sun.	12 50PM	4 25	190	Ewing		11 16	12 15PM	
12 05PM	1 45	4 40	193	Clinton	2,781	11 10	12 10PM	10 45AM
* 12 40	* 2 20	5 05	204	Braithwaite		10 35	* 8 05AM	* 10 10
1 20	3 00PM	5 27	212	Dill City	240	10 18	7 30AM	9 45
2 15		5 48	221	Sentinel	857	9 55		9 15
3 20		6 16	233	Lone Wolf	677	9 25		8 05
3 50		6 33	241	Lugert	200	9 06		7 35
5 00		6 53	250	Blair	508	8 46		7 05
5 30PM		7 20PM	260	Ar. ALTUS Lv.	5,000	8 20AM		6 30AM

Kansas City, Mexico & Orient Ry. Co. of Tex.

N. J. O'BRIEN, Vice-President and General Manager..... San Angelo, Tex.
 H. C. LEUTERT, General Freight and Passenger Agent..... San Angelo, Tex.

READ DOWN			TABLE 28			READ UP		
No. 1	No. 1	No. 1	Miles	Aug. 15, 1915.	Popula-	No. 2	No. 2	No. 2
Daily	Daily	Daily		(American Express.)	tion.	Daily	Daily	Daily
9 00PM		9 00PM	260	Lv. ALTUS Ar.	5,000	8 00AM		
9 35		9 35	271	Elmer	350	7 30		
* 9 50		* 9 50	276	Round Timbers Ranch	50	* 7 15		
10 05		10 05	281	Odell	250	7 00		
			287	Hardeman				
10 30		10 30	290	Ar. Chillicothe Lv.	1,207	6 35		
10 45		10 45	290	Lv. Chillicothe Ar.	1,207	5 25		
11 03		11 03	297	Medicine Mound	150	5 05		
11 32		11 32	307	Margaret	200	4 34		
11 53PM		11 53PM	313	Crowell	1,341	4 12		
12 14AM		12 14AM	321	Foard City	100	3 53		
12 40		12 40	331	Truscott	250	3 28		
1 21		1 21	343	Benjamin	400	2 53		
1 58		1 58	355	Knox City	925	2 17		
2 07		2 07	358	O'Brien	125	2 07		
2 22		2 22	363	Rochester	375	1 45		
2 48		2 48	372	Rule	906	1 15		
3 15		3 15	381	Sagerton	375	12 45		
* 3 43		* 3 43	390	Pastura	150	* 12 15AM		
4 10		4 10	398	Ar. Hamlin Lv.	1,978	11 45PM		
4 25		4 25	398	Lv. Hamlin Ar.	1,978	11 35		
* 4 37		* 4 37	402	Plasterco	200	* 11 24		
4 49		4 49	407	McCaulley	400	11 12		
5 03		5 03	411	Sylvester	300	10 59		
5 23		5 23	419	Longworth	100	10 42		
5 54		5 54	431	Paret	75	* 10 11		
6 00		6 00	432	Ar. Sweetwater Lv.	4,176	10 05		
7 35		7 35	432	Lv. Sweetwater Ar.	4,176	8 50		
			435	So. Sweetwater	50			
* 7 47		* 7 47	438	Shaufler	68	* 8 38		
* 8 01		* 8 01	443	Mile "12"	35	* 8 24		
8 17		8 17	450	Maryneal	275	8 08		
8 58		8 58	463	Blackwell	400	7 27		
9 14		9 14	470	Ft. Chadbourne	165	7 11		
9 33		9 33	478	Bronte	635	6 52		
			482	Baverly				
			488	Tennyson	100	6 26		
* 10 10		* 10 10	493	Woodland	85	* 6 15		
			504	Clarence				
10 50		10 50	510	Ar. San Angelo Lv.	10,321	5 35		
11 10		11 10	510	Lv. San Angelo Ar.	10,321	5 15		
11 45AM		11 45AM	525	Tankersly	100	4 37		
12 15PM		12 15PM	538	Mertson	400	4 03PM		

(Continued top page 37)

*Stop on signal. Meal Station. †Stations where through tickets are sold.
 aLeaves from West Wichita. bArrives at West Wichita.

Kansas City, Mexico & Orient Ry. Co. of Tex.—Con'd

READ DOWN		Miles	TABLE 28 Aug. 15, 1915. American Express		Popula- -tion.	READ UP	
	No. 1 Daily					No. 2 Daily	
	*12 40PM	549	Lv. Monument.....	Ar.		* 3 39PM	
	* 1 03 "	558 Suggs.....		20	* 3 16 "	
	* 1 21 "	564 Barnhart.....		150	* 3 00 "	
	2 32 "	583 Big Lake.....		325	* 2 12 "	
	*	593 Best.....			*	
	* 3 23 "	607 Flat Rock.....		10	*12 56 "	
	* 3 36 "	613 Rankin.....		110	*12 43 "	
	* 4 00 "	625 Hurdle.....		18	*12 18PM	
	* 4 23 "	637 Edrivers.....			*11 55AM	
	4 32 "	642 Girvin.....		65	*11 44 "	
	4 48 "	649 Owego.....		19	*11 27 "	
	* 5 02 "	656 Baldrige.....			*11 13 "	
	* 5 16 "	663 Guild.....			*10 59 "	
	5 40 "	674	Ar. Ft. Stockton.....	Lv.	625	10 35 "	
	5 45 "	674	Lv. Ft. Stockton.....	Ar.	625	10 30 "	
	* 6 10 "	685 Belding.....		16	*10 05 "	
	* 6 36 "	697 Chancellor.....		19	* 9 39 "	
	* 7 05 "	710 Hovey.....		125	* 9 10 "	
	* 7 28 "	720 Leoncita.....		12	* 8 47 "	
	* 7 42 "	727 Titley.....		35	* 8 33 "	
	8 05PM	737	Ar. ALPINE.....	Lv.	800	8 10AM	

Texas State Railroad.

C. H. HURDLESTON, Manager Palestine, Tex.

READ DOWN		Miles	TABLE 29 Nov. 1916.		Popula- -tion.	READ UP	
	No. 1 Mx. Da.					No. 2 Mx. Da.	
	2 00PM	.0	Lv. RUSK.....	Ar.	1,558	11 45AM	
	*	1.0 North Rusk.....			*	
	2 42 "	10.2 Maydelle.....			10 54 "	
	3 05 "	14.7 Mewshaw.....			10 35 "	
	* 3 19 "	17.7 Herring.....			10 17 "	
	* 3 42 "	26.3 Deanwright.....			10 05 "	
	4 15PM	32.55	Ar. PALESTINE.....	Lv.	11,633	9 45AM	

San Benito & Rio Grande Valley Ry.

G. H. WINSOR, Gen'l Supt. and Traffic Manager San Benito, Texas

READ DOWN		No. 3 Daily PM	Miles	TABLE 30 July 1, 1916. Wells Fargo Exp.		Popula- -tion.	READ UP	
							No. 4 Daily PM	
		2 00	0.0	Lv. SAN BENITO.....	Ar.	4,425	3 35	
		2 25	6.3 Fresno.....			10	
		2 35	8.9	Ar. Rio Hondo.....	Lv.		00	
		2 43	11.3 Curan.....		2	51	
		2 47	12.4	Ar. FERNANDO.....	Lv.		2 47	

READ DOWN		Miles	July 1, 1916. Wells Fargo Express.		Popula- -tion.	READ UP	
	No. 102 Daily					No. 1 Daily	
	8 15AM	0.0	Lv. SAN BENITO.....	Ar.	4,425		
	8 33 "	4.6 Junior.....	Lv.			
	8 48 "	7.6	Ar. La Paloma.....	Lv.			
	8 59 "	8.3	Ar. Landrum.....	Lv.			
	9 15 "	11.8	Ar. Los Indios.....	Lv.			
	9 20 "	12.8	Ar. Head Gates.....	Lv.			
	9 37 "	13.7 Ohio.....				
	No. 2 Daily	11 02AM	Ar. SAN BENITO.....	Lv.	4,425		
	8 15AM	0.0	Lv. SAN BENITO.....	Ar.	4,425		11 02AM
	9 37 "	8.4 Ohio.....				10 35 "
	10 01 "	16.5	Ar. Santa Maria.....	Lv.	190		10 01 "
	10 05AM	17.8	Ar. KERN.....	Lv.			10 05AM

READ DOWN		Miles	July 1, 1916. Wells Fargo Express		Popula- -tion.	READ UP	
No. 304 Daily	No. 301 Daily					No. 302 Daily	No. 303 Daily
	8 30	0.0	Lv. MISSION.....	Ar.	2,000	9 15	
	8 46	4.0 Hoyt.....			8 59	
	8 49	4.8	Ar. St. Peter.....			8 56	
	PM	5.7	Ar. Sammons.....	Lv.		8 53	PM
	2 40	0.0	Lv. Mission.....	Ar.	2,000	AM	5 03
	3 01	5.4 Alton.....				4 42
	3 31	12.9 Expt'l Farm.....				4 12
	3 36	14.2 Monte Christo.....				4 07
	3 47	16.9	Ar. EAST.....	Lv.			3 47

*Stop on signal.

||Meal Station.

§Stations where through tickets are sold.

K. C. S.

(KANSAS CITY SOUTHERN RAILWAY)

"Straight as the Crow Flies"

— TO —

KANSAS CITY

DOUBLE DAILY SERVICE

With Special Sleepers Between

**KANSAS CITY, JOPLIN, FT. SMITH,
SHREVEPORT and LAKE CHARLES**

SPECIAL NOTICE.

The Kansas City Southern Railway use Union Station at Kansas City for all trains. No Transfer Required.

Write for Free Illustrated Literature.

OBSERVATION SLEEPERS ON TRAINS 1 AND 2. THROUGH SLEEPERS ON TRAINS 3 AND 4 KANSAS CITY TO PORT ARTHUR.

S. G. HOPKINS,
G. P. & T. A., (T. & Ft. S. Ry.,)
Texarkana, Texas

W. W. AVERY,
A. G. P. A.,
Kansas City, Mo.

S. G. WARNER,
G. P. & T. A.,
Kansas City, Mo.

Kansas City Southern R'y, "Port Arthur Route."

J. F. HOLDEN, Vice President..... Kansas City, Mo.
 S. G. WARNER, Gen'l Pass. and Ticket Agent..... Kansas City, Mo.
 W. W. AVERY, Asst. Gen'l Pass. Agent..... Kansas City, Mo.
 S. G. HOPKINS, Gen. Pass. and Ticket Agent (T. & Ft. S. Ry.)..... Texarkana, Tex.

READ DOWN				Miles		TABLE 31 Dec. 3, 1916. (Wells Fargo Exp.)		READ UP			
No. 5 Daily	No. 3 Daily	No. 1 Daily			Popula- tion.	No. 2 Daily	No. 4 Daily		No. 6 Daily		
AM	PM	PM				AM	AM		AM		
8 45	11 35	1 00	0 0	lv. KANSAS CITY Ar.	281911	5 00	8 00		6 30		
1 35	4 35	5 30	129.4	Pittsburg.....	16,845	12 10	3 40		1 50		
2 50	5 35	6 40	154.5	Joplin.....	32,848	11 15	2 48		12 50		
3 32	6 15	7 20	174.1	Neosho.....	2,725	10 34	2 10		11 55		
4 39	7 45	8 22	205.4	Sulphur Spgs.....	315	9 29			10 45		
4 49	7 56	8 32	210.0	Gravette.....	447	9 20			10 35		
5 30	8 40	9 11	229.4	Siloam.....	1,748	8 40	12 25		9 52		
6 07	9 25	9 45	244.4	Westville.....	802	7 40	11 50		9 10		
6 35	10 00	10 11	258.4	Stilwell...Lv.	1,039	7 13	11 25		8 40		
6 35	10 00	10 11	258.4	Stilwell...Ar.	1,039	7 13	11 25		8 40		
7 04	10 30		271.7	Bunch.....	75	* 6 47			8 08		
7 25	10 51		281.2	Marble City.....	342	* 6 28			7 48		
7 49	11 13	11 19	291.3	Sallisaw.....	2,479	6 06	10 22		7 25		
8 06	11 30		299.6	Gans.....	351	* 5 50			7 06		
* 8 22	No. 7 Daily	11 45	306.6	Redland.....	50	* 5 36			No. 8 Daily	6 50	
		12 05	311.7	Spiro.....	1,173	5 25	9 40		6 40		
9 15	PM	12 55	328.1	Ar. Ft. Smith...Lv.	27,136	4 10	8 45	AM	6 00		
	4 30	11 10	328.1	lv. Ft. Smith...Ar.	27,136	6 35	10 25	11 00	PM		
	5 10	12 05	311.7	Spiro.....	1,173	5 25	9 40	10 15			
	5 19	12 14	315.8	Coal Creek.....		* 9 30	10 07				
	5 23	12 18	317.4	Panama.....	310	5 08	9 27	10 03			
	5 30	12 24	320.0	Shady Point.....	131		9 21	9 57			
	5 45	12 37	326.4	Poteau.....	1,830	4 49	9 08	9 44			
	6 00	12 50	333.1	Howe.....	538	4 35	8 55	9 30			
	6 15	* 1 25	338.1	Heavener.....	780	4 25	* 8 45	9 20			
		* 1 51	349.0	Thomasville.....			* 8 02	AM			
		2 05	* 1 35	Page, Okla.....	75	* 3 49	7 50				
	No. 9 Daily	3 03	2 26	Mena, Ark.....	3,433	2 55	6 55		No. 10 Daily		
		6 05	4 20	DeQueen.....	1,200	1 10	4 45				
		6 17	5 32	Ashdown.....		11 59	3 34				
		7 00	6 20	Ar. Texarkana...Lv.	17,836	11 15	2 50	AM			
	PM	7 20	7 01	lv. Texarkana...Ar.	17,836	10 50	2 45	10 35			
3 30		8 03	7 43	Bloomburg.....	400	10 02	2 01	9 44			
4 15		10 15	9 50	Shreveport...Lv.	34,068	7 55	12 01	7 45			
6 20		10 35	10 10	lv. Shreveport...Ar.	34,068	7 35	* 1 13	AM			
	PM	11 59	11 28	Mansfield.....	847	6 20	5 43				
		2 23	1 30	Hornbeck.....	800	4 15	3 24				
		3 05	2 05	Leesville.....	1,148	3 40	2 45				
		3 30	2 29	Neame.....	1,500	3 14	2 19				
		3 50	2 52	DeRidder.....	3,000	2 52	1 56				
		5 05	4 05	DeQuincy.....	500	1 40	12 45				
		6 10	5 05	Ar. Lake Charles Lv.	13,481	12 25	10 55				
		5 57	4 49	Ruliff.....	32	12 53	11 45				
		* 6 15	* 5 05	Lemonville.....	50	* 12 38	* 11 29				
		6 19	5 09	Mauriceville.....	30	12 34	11 25				
		7 05	5 50	Beaumont...Lv.	26,572	11 55	10 45				
		7 24	6 09	Nederland.....	250	11 35	* 10 26				
		7 45	6 30	Ar. PORT ARTHUR Lv.	7,663	11 15	10 05				

Train No. 21 leaves Ashdown 9:10 p. m., arrives Texarkana 9:55 p. m. daily.

Train No. 22 leaves Texarkana daily 7:30 a. m., arrives Ashdown 8:15 a. m.

FORT SMITH BRANCH.

READ DOWN						Miles		TABLE 32 Dec. 3, 1916. (W. F. Exp.)		READ UP					
112 Daily	104 Daily	108 Daily	106 Daily	110 Mx. Da.	102 Daily			Popula- tion.	103 Daily	105 Daily	107 Daily	109 Daily	101 Mx. Da.	111 Daily	
PM	AM	AM	PM	AM	PM				AM	AM	PM	PM	AM	PM	
8 35	945	1015	1215	5 30	1215	0 0	lv. SPIRO Ar.	1,173	1150	4 45	5 08	9 25	1150	635	
* 8 52	*1003	*1033	*1235	*5 53	*1234	7 9	Braden.....	100	*1130		*4 50	*9 09	*1123	*619	
* 9 00	*1012	*1041	*1241	*6 06	*1243	11 7	Peno.....		*1122	*4 22	*4 42	*9 00	*1110	*611	
9 15	1925	1100	1255	6 35	1255	16 4	Ar. Ft. SMITH Lv.	27,136	1110	4 10	4 30	8 45	1040	600	

THROUGH CAR SERVICE.

Trains Nos. 1 and 2.—Through Observation Sleepers between Kansas City and Port Arthur.
 Trains Nos. 3 and 4.—Through Sleeper between Kansas City and Port Arthur, and between Shreveport and Lake Charles.
 Train No. 3.—Special Sleepers Kansas City to Joplin and Fort Smith.
 Train No. 6.—Special Sleepers Fort Smith and Joplin to Kansas City.

Poteau Valley Railroad Co.

F. E. MCCARTHY, Traffic Manager..... St. Louis, Mo.
 O. CORNELISEN, Superintendent..... Pittsburg, Kan.

READ DOWN				Miles		TABLE 33 Dec. 3, 1916.		READ UP			
No. 7 Mx. Da.	No. 9 Mx. Da.					Popula- tion.	No. 8 Mx. Da.	No. 10 Mx. Da.			
Ex. Sun.	Ex. Sun.						Ex. Sun.	Ex. Sun.			
	5 35 PM	10 05 AM		0	Lv. SHADY POINT...Ar.	131	9 30 AM	5 00 PM			
	6 15 PM	11 00 AM	6 2	6 2	Ar. CALHOUN...Lv.	806	8 30 AM	4 00 PM			

*Stop on signal. †Meat Station. ‡Stations where through tickets are sold

Missouri, Oklahoma & Gulf Railway.

ALEXANDER NEW and HENRY C. FERRIS, Receivers.
 WM. KENEFICK, Consultant to the Receivers.

H. C. FERRIS, Chief Operating Officer Muskogee, Okla.
 W. G. HUMPHREY, Asst. Chief Operating Officer Muskogee, Okla.
 O. G. PARSLEY, Traffic Manager Ft. Worth, Texas.
 H. L. TRABER, General Freight and Passenger Agent Muskogee, Okla.

READ DOWN				TABLE 34		READ UP			
No. 5	No. 3	No. 1	Miles	Oct. 8, 1916.		Popula-	No. 2	No. 6	No. 4
Daily	Daily	Daily		Wells Fargo Ex.		tion	Daily	Daily	Daily
	PM	AM		Lv. JOPLIN. Ar	40,000	700		PM	100
	415	745	0	Baxter	1,600	620			1223
	452	822	16.2	Lincolnville.	1,500	605			1208
	505	835	22.3	Miami	5,000	549			1154
	522	849	29.2	Traber		25			*1141
		* 900	33.8	Fairland	1,250	525			1131
	543	910	38.4	Bernice	200	500			1105
	609	936	50.5	Cleora	150	448			1053
	* 621	948	56.1	Ketchum	300	440			1045
	630	956	59.9	Pensacola	100	423			1028
	648	1013	67.8	Strang	350	416			1020
	655	1020	71.2	Salina	550	356			955
	718	1041	81.5	Locust Grove.	725	338			933
	739	1101	90.9	Murphy	54	* 326			* 917
	* 752	*1113	97.0	Yonkers	150	312			902
	808	1126	103.8	Ross City	15	* 303			
		*1135	108.4	Wagoner	4,700	253			841
	830	1147	113.6	No. Muskogee.	250	235			822
	850	1205	121.9	Wybark	200	* 228			* 815
	* 857	*1212	125.1	Ar. MUSKOGEE. Lv.	41,263	215	PM		800
	AM	915	130.1	lv. MUSKOGEE. Ar.	41,263	205	600		730
	* 800	930	130.1	Creekola	15	* 535			
	* 825		137.4	Wainwright.	400	517			642
	843	1015	145.9	Council Hill.	465	504			626
	856	1028	152.3	Hitchita	250	450			* 612
	910	1041	158.5	Hoffman	600	435			556
	925	*1056	164.7	Bartlett	150	425			* 548
	935	*1105	168.6	Kusa	2,000	420			543
	940		170.7	Dewar	1,800	1235			541
	945	1115	171.7	Henryetta	7,480	1225	405		533
	955	1123	174.1	Parsley	5	* 347			* 516
	*1012		180.7	Dustin Junction		*1159	335		505
	1025	1150	185.0	Dustin	800	1155	330		500
	1030	1155	187.0	Carson	30	*1138	PM		AM
	AM	PM	191.2	Lamar	500	1124	PM		AM
			200.1	Donovan		*1107			
			207.3	Bear	25	*1063			
			213.2	Calvin	600	1046			
			216.3	Atwood	200	1032			No. 10
	No. 9		222.3	Ar. Allen. Lv.	1,200	1015			Daily
	Daily		230.0	Lv. Allen. Ar.	1,200	1010			745
	600	430	230.0	Steedman	100	* 955			728
	617	* 445	236.5	Lula	150	* 936			706
	638	* 504	245.1	Tupelo	500	920			647
	657	* 520	252.5	Clarita	500	* 901			625
	720	* 539	261.6	Bromide Jct.		850			610
	735	550	267.4	Ar. Bromide. Lv.	600	745			600
	745	600	271.4	Wapanucka	1,500	845			540
	800	555	269.5	Coleman	400	827			519
	827	613	277.4	Kenefick	500	807			454
	850	633	286.8	Ury					* 436
	* 907		293.5	Durant	6,000	740			424
	920	700	298.3	Allison	50	* 726			408
	* 935	* 713	304.8	Achille	800	716			356
	946	722	309.4	Kemp City	125	707			345
	957	731	313.8	Carpenters Bluff.	75	704			340
	1002	735	315.5	Ar. Govern.					* 335
	*1007		317.2	Ar. Denison. Lv.	14,594	645			315
	1035	800	324.6	Ar. Sherman Lv.	13,488	Freight			
	AM	PM		Dallas	118,482	Service			
				FT. WORTH	99,528	Only			
	Freight		334.2	Ar. Sherman Lv.	13,488	Freight			
	Service		402.8	Dallas	118,482	Service			
	Only		424.7	FT. WORTH	99,528	Only			

Train No. 1 will stop at stations between Muskogee and Dewar, Okla. to discharge passengers ticketed through from points north of Muskogee.

Sleeping Cars on Trains Nos. 3 and 4 between Joplin and Oklahoma City via Dustin and Ft. S. & W. Ry. Gate Observation Car on Trains Nos. 1 and 2 between Joplin and Muskogee.

NOTE—Motor Car Service between Henryetta, Dewar, Kusa, Coalton and Okmulgee Daily. See page 30, Okmulgee Northern Ry. Co.

JOINT M. O. & G. - F. S. & W. OKLAHOMA CITY SERVICE.

No. 3 Daily		No. 5 Daily		TABLE 35		No. 6 Daily		No. 4 Daily	
4 15PM		8 00AM		Lv. JOPLIN	Ar.	1 00PM			
9 30 "		9 45 "		Lv. Muskogee	Ar.	6 00PM		7 30AM	
11 15 "		9 55AM		Lv. Dewar		4 15 "		5 41 "	
11 23PM		1 03PM		Lv. Henryetta		4 05 "		5 33 "	
12 37AM		5 40PM		Lv. Weleetka	Ar.	1 03PM		3 51AM	
6 35AM				Ar. OKLAHOMA CITY.	Lv.	8 30AM		11 00PM	

*Stop on signal.

]Meal Station.

¶Stations where through tickets are sold.

Texas Midland Railroad

E. H. R. GREEN.....President and General Manager
 F. B. McKAY.....General Freight and Passenger Agent
 General Offices and Shops.....Terrell, Texas.

PARIS-DALLAS LINE.

SOUTHBOUND READ DOWN		Miles	TABLE 36. Jan. 16, 1916.		Popu- lation	NORTHBOUND READ UP	
Motor No. 5(A) Daily	AM		(Texas Midland)	Motor No. 6(B) Daily		PM	
	6 15	.0	Lv.....xPARIS□.....Ar.	12,275	10 00		
	* 6 32	7.6	".....Atlas.....Lv.	76	* 9 42		
	6 38	10.0	".....xHowland....."	226	9 37		
	6 55	17.3	".....xEnloe□....."	326	9 21		
	7 05	22.0	".....xCooper□....."	2,500	9 10		
	* 7 15	26.9	".....xKlondike....."	220	* 8 59		
	* 7 25	32.8	".....Horton....."		* 8 47		
	7 40	37.5	".....xCommerce(U.D.)□....."	2,818	8 37		
	8 10	51.8	".....xGreenville(U.D.)□....."	9,897	8 07		
	8 38	63.2	".....xCash....."	60	7 38		
	* 8 43	65.8	".....Ellard....."		* 7 32		
	8 50	69.0	".....xQuinlan....."	537	7 25		
	* 9 00	73.3	".....Hetty....."		* 7 17		
	* 9 07	76.6	".....Tona....."	43	* 7 10		
	9 25	84.1	Ar.xTerrell(U.D.)□Lv.	7,050	6 50		
			(Texas & Pacific)				
	9 35	84.1	Lv.xTerrell(U.D.)□Ar.	7,050	6 45		
	9 45	88.1	".....Lawrence.....Lv.	176	6 31		
	10 01	95.7	".....xForney□....."	1,114	6 15		
	10 19	103.8	".....xMesquite....."	687	5 59		
	10 29	108.5	".....Orphans Home....."	84	5 50		
	10 45	115.9	Ar.xEast Dallas□....."		5 35		
	10 50	116.7	Ar.....DALLAS(U.T.)□Lv.	118,482	5 30		

Gas-Electric All Steel Motor Cars operating between Paris and Dallas via Terrell and Texas & Pacific Ry.

PARIS-ENNIS LINE.

SOUTHBOUND READ DOWN		Miles	TABLE 37. Jan. 16, 1916. (Texas Midland)		Popu- lation	NORTHBOUND READ UP	
Train No. 1 Daily	Motor No. 5 Da. (A)		(Texas Midland)	Train No. 2 Daily		Motor No. 6 Da. (B)	
	PM 4 00	AM 6 15	.0 Lv.....xPARIS□.....Ar	12,275	PM 12 05	PM 10 00	
	* 4 18	* 6 32	".....Atlas.....Lv	76	* 11 48	* 9 42	
	4 24	6 38	".....xHowland....."	226	11 42	9 37	
	4 41	6 55	".....xEnloe□....."	326	11 25	9 21	
	4 53	7 05	".....xCooper□....."	2,500	11 10	9 10	
	* 5 11	* 7 15	".....xKlondike....."	220	10 58	8 59	
	* 5 23	* 7 25	".....Horton....."		* 10 47	* 8 47	
	5 35	7 40	".....xCommerce□....."	2,818	10 35	8 37	
	6 10	8 10	".....xGREENVILLE□....."	9,897	10 00	8 07	
	6 40	8 38	".....xCash....."	60	9 24	7 38	
	* 6 46	* 8 43	".....Ellard....."		* 9 16	* 7 32	
	6 54	8 50	".....xQuinlan....."	537	9 09	7 25	
	* 7 03	* 9 00	".....Hetty....."		* 9 00	* 7 17	
	* 7 10	* 9 07	".....Tona....."	43	* 8 50	* 7 10	
	7 30	9 25	Ar.xTERRELL□Lv	7,050	8 30	6 50	
	* 7 30	9 30	Lv.xTERRELL□Ar	7,050	8 30	6 45	
	* 7 42	* 9 42	".....Cartwright.....Lv		* 8 18	* 6 32	
	7 55	9 54	".....xKaufman□....."	1,959	8 07	6 20	
	8 13	10 10	".....xScurry....."	200	7 50	6 02	
	* 8 19	* 10 15	".....Parvin Park....."		* 7 42	* 5 56	
	8 25	10 22	".....xRosser....."	128	7 35	5 50	
	* 8 29	* 10 26	".....Talbot....."		* 7 31	* 5 45	
	* 8 32	* 10 30	".....Sand Lake....."		* 7 29	* 5 42	
	8 39	10 37	".....xAlsdorf....."	67	7 22	5 36	
	* 8 45	* 10 45	".....Crisp....."	84	* 7 15	* 5 30	
	9 00	11 00	Ar.....ENNIS□Lv	5,669	7 00	5 15	

* Stop on signal. x Telegraph stations. □ Coupon stations.
 (A) Passengers for points south of Terrell will transfer into local motor car at Terrell.
 (B) Passengers from Dallas and points west of Terrell will transfer at Terrell.
 Motor cars carry passengers and pouch mail only—baggage may be checked for carriage on preceding or following passenger trains.

Connections: At Paris with Frisco Lines, Paris & Mt. Pleasant R. R., Santa Fe and Texas & Pacific Ry. At Commerce with St. Louis Southwestern Ry. At Greenville with Missouri, Kansas & Texas and St. Louis Southwestern Rys. At Terrell with Texas & Pacific Ry. At Kaufman with Texas & New Orleans R. R. At Ennis with Houston & Texas Central R. R. At Dallas with diverging lines.

WE INVITE YOU
 TO INVESTIGATE THE YEAR OF
Wonderful Passenger Service
 JUST COMPLETED BY
"THE SUNSHINE SPECIAL"
 THE HISTORY MAKING TRAIN


... Via ...



BETWEEN

TEXAS and MEMPHIS, ST. LOUIS
 AND POINTS BEYOND

IT WILL SURPRISE YOU



MALLORY
STEAMSHIP
COMPANY.

The only line operating Passenger and Freight Steamers between
GALVESTON, TEXAS, AND NEW YORK CITY.

The Ideal Route from all points in
 Texas and Oklahoma.

SUPERB SERVICE.
SPLENDID STEAMSHIPS.

UNSURPASSED ACCOMMODATIONS.
WIRELESS TELEGRAPHY.

Low Rates, which include Meals and Stateroom Berth.
 Direct Connection made at Galveston, also New York, with
 all lines.

Tickets sold and Baggage checked through.
 Tickets, literature and information can be obtained at any
 Ticket Office, or from the undersigned.
 It will pay you to get a copy of the new Mallory Line Folder;
 it is different from others.

A. W. PYE,
 Passenger Traffic Manager,
 Pier 36, North River, NEW YORK.

F. T. BENNIE,
 General Agent,
 GALVESTON, TEXAS.

Texas & Pacific Railway.

J. L. LANCASTER and PEARL WIGHT, Receivers.

TRAFFIC DEPARTMENT

N. M. LEACH, Gen'l Traffic Manager	New Orleans, La.
L. M. GRIFFIN, Asst. Freight Traffic Manager	Dallas, Tex.
FRANK KOCH, Asst. Freight Traffic Manager	New Orleans, La.
B. M. FLIPPIN, Asst. to General Traffic Manager	New Orleans, La.
J. B. PAYNE, General Freight Agent	Dallas, Tex.
C. SCHONFELDER, JR., Asst. General Freight Agent	Dallas, Tex.
J. S. HOUSTON, Asst. Gen. Freight & Passenger Agent	Chicago, Ill.
FRANK J. BURKE, Asst. General Freight Agent	St. Louis, Mo.
V. SCHAFFENBURG, Asst. General Freight Agent	New Orleans, La.
GEO. D. HUNTER, General Passenger Agent	Dallas, Texas
A. D. BELL, Assistant General Passenger Agent	Dallas, Texas
Z. J. REESE, General Baggage Agent	Dallas, Tex.
P. B. RODGERS, Immigration Agent for Texas	Ft. Worth, Tex.
E. P. GUEYMARD, Immigration Agent for Louisiana	New Orleans, La.

TEXARKANA AND FORT WORTH. — VIA MARSHALL.

READ DOWN				Miles.	TABLE 38. May 7, 1916. Wells Fargo Express		Popula- -tion.	READ UP			
No. 7 Daily	No. 5 Daily	No. 3 Daily	No. 1 Daily		No. 2 Daily	No. 4 Daily		No. 6 Daily	No. 22 Daily	No. 8 Daily	
PM	PM	PM	AM		PM	AM		PM	AM		
12 02	11 55	9 00	0	CHICAGO (Wab.)	2393325	7 47	7 00	4 53
8 45	9 05	6 25	8	ST. LOUIS (U.S.)	734667	11 15	6 50	7 35
10 15	9 20	10 15	13	Memphis	146113	7 20	2 35	7 20
7 25	7 25	3 15	21	LITTLE ROCK.	60,458	2 25	8 25	8 30
2 45	12 05	11 50	6 40	0	lv. TEXARKANA. Ar	17,836	11 05	4 15	4 20	10 30
.....	12 21	8	Sulphur	25	10 10
.....	*1229	13	Alamo	25	*1000
.....	12 48	12 27	21	Queen City	388	3 36	9 45
3 27	12 56	12 33	24	Atlanta	1,604	3 31	3 27	9 37
.....	1 11	31	Bivins	302	9 21
.....	1 23	37	Kildare	214	9 07
.....	1 34	42	Lodi	200	8 55
No. 15	4 09	1 57	1 15	7 54	Jefferson	2,515	2 40	2 32	8 34
.....	2 18	58	Woodlawn	104	8 19
AM	4 35	2 35	1 45	8 20	Ar Marshall lv	13,348	9 10	2 10	2 00	7 55
10 40	4 45	2 55	2 00	8 25	lv Marshall Ar	13,348	9 05	1 50	1 40	4 35
11 10	*5 10	80	Hallsville	700	4 00
*1130	5 30	3 35	2 42	9 05	Ar Longview Juno lv	5,155	8 30	1 05	1 00	3 40
11 50	PM	3 45	2 52	9 10	lv Longview Juno Ar	5,155	8 25	12 50	12 50	3 35
11 52	3 46	2 54	94	Longview	5,155	12 38	12 44	AM
*1159	103	Willow Springs	5	*1238
12 20	*3 17	107	Gladewater	550	*1215	12 20
*1230	117	Wilkins	5	*1211
12 47	4 21	3 37	113	Big Sandy	750	11 55	11 59	2 56
1 05	*3 47	119	Hawkins	350	*1141	11 47
2 00	4 56	4 20	136	Mineola	1,706	11 09	11 15	2 19
2 00	4 56	4 20	136	Mineola	1,706	11 09	11 15	2 19
2 21	143	Silver Lake	29	10 58
2 34	5 18	4 45	149	Grand Saline	1,065	10 43	10 46	1 55
2 45	155	Fruitvale	500	10 28
3 00	5 09	160	Edgewood	550	10 23	10 19
3 22	Motor	5 53	5 36	167	Will's Point	1,398	10 03	9 56	1 18
3 22	Daily	5 53	5 36	167	Will's Point	1,398	10 03	9 56	1 18
3 43	AM	*5 55	176	Elmo	410	*9 45	9 38
4 01	No. 9	6 24	6 12	183	Terrell	7,050	9 33	9 25	6 45
4 09	9 45	187	Lawrence	176	9 10	6 31
4 25	Daily	6 43	6 35	194	Forney	1,114	9 05	8 55	6 15
4 41	10 19	6 52	202	Mesquite	687	8 38	5 59
4 52	PM	10 29	207	Orphans' Home	84	8 31	5 50
5 45	2 35	10 45	7 25	214	East Dallas	118482	5 15	8 25	8 15	5 35
6 00	2 45	10 50	7 40	214	Dallas (Un. Ter.)	118482	5 10	8 15	8 05	5 30
6 17	3 00	220	Eagle Ford	54	10 50
6 32	3 15	227	Grand Prairie	994	10 37
6 47	3 30	8 19	233	Arlington	1,794	7 23	10 56
7 00	3 43	239	Handley	156	10 08
7 30	4 00	8 45	246	Ar FORT WORTH lv	99,528	4 15	7 00	7 00	10 30
PM	PM	PM	AM	PM			PM	PM	AM		AM

For additional trains between Dallas, Fort Worth and Mineral Wells see page 45.

St. Louis' Newest Hotel THE MAJESTIC

ELEVENTH and PINE STS.

In the Heart of the Wholesale and Shopping Districts

200 Rooms

200 Baths

RATES { One Person—\$1.50 to \$2.50
Two Persons—\$2.50 to \$3.50

Excellent Cafes
A La Carte Service
Popular Prices

"COMFORT WITHOUT EXTRAVAGANCE."

*Stop on signal.

||Meal Station.

||Stations where through tickets are sold.

Texas & Pacific Railway—Cont'd.

TEXARKANA AND FT. WORTH.—VIA SHERMAN.

READ DOWN			Miles	TABLE 39. Nov. 19, 1916. (Wells Fargo Express.)		Popula- tion.	READ UP		
No. 36 Daily	No. 33 Daily	No. 31 Daily		Lv.	Ar.		No. 32 Daily	No. 34 Daily	No. 36 Daily
	AM	PM					PM	PM	PM
		5 00	7 15	0	Lv. [TEXARKANA	17,836	6 20	1 45	
		5 11	7 28	5	Nash	487	6 05	1 34	
		5 31	7 53	15	Hooks	98	5 40	1 13	
		* 5 35	* 7 57	17	Whaley's		* 5 35	* 1 08	
		* 5 45	* 8 10	22	New Boston	950	5 20	12 58	
		* 5 57	* 8 22	28	Malta	243	* 5 05	* 12 43	
		6 10	8 35	34	DeKalb	650	4 50	12 33	
		6 35	8 56	44	A very	300	4 25	12 07	
		6 50	9 10	53	Annona	429	4 08	11 50	
		7 10	9 35	61	Clarksville	2,065	3 50	11 30	8 15
		7 28	9 52	68	Bagwell's	320	3 32	11 10	7 57
		7 42	10 07	74	Detroit	1,056	3 20	10 55	7 42
		7 58	10 20	81	Blossom	871	3 05	10 40	7 26
		8 30	10 45	91	Paris	12,275	2 40	10 15	7 00
		8 50	11 10	100	Brookston	237	2 18	9 50	6 35
		9 10	11 27	106	Petty	375	2 00	9 30	6 16
		9 28	11 45	112	Honey Grove	2,300	1 45	9 15	6 00
		9 40	11 58	117	Windom	312	1 27	9 00	5 45
		9 50	12 10	122	Dodd's	289	1 15	8 48	5 32
		10 05	12 25	128	Ar. Bonham Lv.	4,844	1 00	8 30	5 15
		10 10	12 45	128	Lv. Bonham Ar.	4,844	12 40	8 20	5 10
		10 30	1 00	133	Ector	404	12 20	8 04	4 55
		10 43	1 12	139	Savoy	328	12 08	7 50	4 41
		10 50	1 20	141	Bell's	496	11 59	7 43	4 34
		* 11 02		146	Choctaw	46		* 7 30	* 4 22
		11 12	1 45	151	Ar. SHERMAN JUNCTION Lv.		11 30	7 15	4 10
			2 15	158	Ar. DENISON Lv.	14,594	10 55	6 40	
		6 40	10 55	158	Lv. DENISON Ar.	14,594	2 15	8 05	
		11 12	1 45	151	Lv. SHERMAN JUNCTION Ar.		11 30	7 15	4 10
		11 25	2 00	154	Ar. Sherman Lv.	13,488	11 17	7 00	4 00
		11 25	2 00	154	Lv. Sherman Ar.	13,488	11 17	7 00	
		11 46	2 28	165	Southmayde	132	10 50	6 35	
		12 05	2 50	173	Whitesboro	1,219	10 30	6 15	
			2 55	173	Whitesboro	1,219	10 25		
			3 10	179	Collinsville	791	10 09		
			3 24	186	Tloga	797	9 51		
			3 35	191	Pilot Point	1,371	9 38		
			3 50	198	Aubrey	575	9 22		
			* 4 02	204	Mingo	10	* 9 07		
			4 13	209	Denton	4,732	8 55		
			4 28	216	Argyle	197	8 38		
			4 50	225	Roanoke	364	8 16		
			5 03	230	Keller	294	8 06		
			5 19	235	Wetanga	58	7 54		
			* 5 30	240	Hodge	25	* 7 41		
			5 45	244	Ar. [FORT WORTH Lv.	99,528	7 30		

TEXARKANA AND SHREVEPORT.

READ DOWN			Miles	TABLE 40. Dec. 1916. (Wells Fargo Express.)		Popula- tion.	READ UP	
No. 99 Frt. Daily Fx. Sun.	No. 45 Daily			Lv.	Ar.		No. 44 Daily	Frt. Daily Ex. Sun.
9 30AM	7 00AM	0	Lv. [TEXARKANA	Ar.	17,836	7 45PM	3 30PM	
4 15PM	10 00AM	72	Ar. [SHREVEPORT	Lv.	34,068	4 45PM	8 00AM	

*Stop on signal.

[Meal Station.

[Stations where through tickets are sold.

Texas & Pacific Railway—Con'd.

DALLAS, FORT WORTH AND MINERAL WELLS.

READ DOWN			Miles	TABLE 41. Nov. 1916. Wells Fargo Exp.		Popula- -tion.	READ UP	
No. 3 Daily	No. 9 Daily			No. 4 Daily	No. 10 Daily			
AM	PM					PM	AM	
7 25	2 35	0	Lv...EAST DALLAS...Ar.	118482	8 25	11 10		
7 35	2 45	1	...Dallas (Un. Ter.)...	118482	8 05	11 05		
	3 00	7	...Eagle Ford...	54		10 50		
	3 15	14	...Grand Prairie...	994		10 37		
8 19	3 30	20	...Arlington...	1,794		10 23		
	3 43	27	...Handley...	156		10 08		
8 50	4 00	32	Ar...Ft. Worth...Lv.	99,528	7 00	9 50		
9 35	4 20	32	Lv...Ft. Worth...Ar.	99,528	6 15	9 35		
10 50	5 35	63	Ar...Weatherford...Lv.	5,074	5 00	8 25		
11 00	5 40	63	Lv...Weatherford...Ar.	5,074	4 50	8 18		
11 55	6 35	85	Ar...Mineral Wells...Lv.	3,950	3 55	7 25		
AM	PM				PM	AM		

For additional trains between Fort Worth and Dallas see page 43.

THROUGH TRAIN SERVICE BETWEEN DALLAS AND PARIS VIA TEXAS AND PACIFIC RAILWAY AND TEXAS MIDLAND RAILROAD.

READ DOWN			Miles	TABLE 42. May 7, 1916. Wells Fargo Express.		Popula- -tion.	READ UP	
No. 12 Motor Daily				No. 11 Motor Daily				
PM						AM		
5 30	0	Lv...DALLAS (Un. Ter.)...Ar.	118482	10 50				
5 35	1	Lv...East Dallas...Ar.	118482	10 45				
6 45	31	Ar...Terrell...Lv.	7,050	9 35				
		(Texas Midland)						
8 07	64	...Greenville...	9,897	8 10				
8 37	78	...Commerce...	2,818	7 40				
9 10	94	...Cooper...	2,500	7 05				
10 00	116	Ar...PARIS...Lv.	12,275	6 15				
PM				AM				

MARSHALL AND NEW ORLEANS.

READ DOWN			Miles	TABLE 43. May 7, 1916. Wells Fargo Exp.		Popula- -tion.	READ UP		
No. 25 Daily	No. 21 Daily	No. 23 Daily		No. 24 Daily	No. 22 Daily		No. 26 Daily		
PM	PM	PM				PM	AM	PM	
9 45		12 30	0	Lv. NEW ORLEANS Ar.	361221	6 30	7 30		
9 55		11 40	326	Ar...SHREVEPORT. Lv.	34,068	5 00	6 40		
1 20	7 00	11 55	326	Lv...SHREVEPORT. Ar.	34,068	4 45	6 25	3 20	
* 1 58	7 45		343	Lv...Greenwood...Ar.			* 5 43*	2 31	
* 2 08	8 00		349	...Waskom...	207		* 5 31*	2 19	
* 2 13	8 07		352	...Jonesville...	239		* 5 24*	2 13	
* 2 28	8 23		360	...Scottsville...	49		* 5 06*	2 01	
2 45	8 40	1 25	368	Ar...MARSHALL...Lv.	13,348	3 10	4 50	1 50	
PM	PM	AM				AM	PM	PM	



METROPOLITAN HOTEL

FT. WORTH, TEX.

The largest European Hotel in Texas and strictly First-Class—300 Rooms, 150 with Bath—Newest and Best Ventilated Hotel in the City—Cars pass our door every five minutes to and from the Depot—Steam Heat in every room—Otis Elevator, no stairs to climb—Our Cafe the finest in the City for Ladies and Gentlemen to dine under the direct management of the Hotel—Everything as perfect as knowledge and experience can make it—Prices very reasonable—Our large Sample Rooms are on the ground floor south exposure.

HOTEL RATES, EUROPEAN PLAN, \$1.00 AND UP.

THIS HOTEL COVERS THE ENTIRE BLOCK—TELEPHONES IN EVERY ROOM, LOCAL AND LONG DISTANCE

MOORE & CLOPTON, Proprietors.

*Stop on signal.

||Meal Station.

||Stations where through tickets are sold.

Texas & Pacific Railway--Cont'd.

FORT WORTH AND EL PASO.

READ DOWN				TABLE 44.		READ UP				
No. 9 Daily	No. 3 Daily	No. 5 Daily	No. 1 Daily	Miles.	Nov., 1916. Wells Fargo Ex.	Popula- -tion.	No. 2 Daily	No. 6 Daily	No. 4 Daily	No. 10 Daily
PM	PM	PM	AM				PM	PM	AM	AM
4 20	11 50	12 05	6 40	0	Lv. TEXARKANA Ar.	17,836	11 05	4 20		
4 42	9 35	9 15	2 00	246	Fort Worth	99,528	3 15	6 20	4 15	9 35
5 04	9 58	9 37		255	Benbrook	70		5 57	6 52	9 13
* 4 55	* 10 12	* 9 55		260	Iona			* 5 44	* 5 38	* 9 00
5 04	10 21	10 05		264	Aledo	250		5 33	5 29	8 52
* 5 17	* 10 32	* 10 17		269	Anneta	63		* 5 21	* 5 17	* 8 41
* 5 26	* 10 41	* 10 26		273	Earl's			* 5 10	* 5 08	* 8 33
5 35	10 50	10 39	3 09	277	Weatherford	5,074	2 02	4 55	5 00	8 25
PM	* 11 09	* 10 55		283	Lambert	75		* 4 33	* 4 35	AM
	11 30	11 14		291	Millsap	475		4 13	4 19	
	* 11 40	* 11 22		294	Bennetts			* 4 03	4 11	
		11 40		301	Brasos	175		3 46	3 57	
	12 20	11 59		308	Santo	400		3 30	3 36	
	* 12 39	* 12 11		313	Judd			* 3 14	* 3 22	
	1 00	12 25		319	Gordon	609		3 00	3 09	
	1 15	12 40	4 43	322	Ar. Mingus Lv.	500	12 20	2 42	3 00	
	1 35	12 40	4 43	322	Lv. Mingus Ar.	500	12 20	2 42	3 05	
	1 48	12 55		326	Strawn	612		2 28	2 23	
	* 2 04	* 1 15		334	Wiles			* 2 10	* 2 04	
	* 2 15	* 1 37		338	Tiffin			* 1 58	* 1 52	
	2 24	1 50		341	Ranger	586		1 50	1 44	
	* 2 40	* 2 07		347	Olden			* 1 32	* 1 27	
	2 52	2 18	5 46	351	Eastland	855	11 18	1 22	1 18	
	* 3 03	* 2 39		355	Len			* 1 10	* 1 04	
	3 17	2 50	6 09	361	Cisco	2,410	10 55	12 58	12 50	
	* 3 35	* 3 08		368	Dothan			* 12 42	* 12 29	
	3 49	3 24		374	Putnam	450		12 29	12 14	
	* 4 05	* 3 38		380	Chautauqua			* 12 14	* 11 57	
	4 20	3 55	7 00	386	Ar. Baird Lv.	1,710	10 00	12 02	11 43	
	4 25	4 05	7 05	386	Lv. Baird Ar.	1,710	9 55	11 52	11 33	
	4 41	4 25		392	Clyde	495		11 34	11 09	
	* 4 59	* 4 46		401	Elmdale	10			* 10 58	
	* 5 26	* 5 15	7 50	407	Abilene	13,522	9 16	11 02	10 45	
	5 46	5 35		414	Tye	125		10 36	10 13	
	5 58	5 55	8 22	423	Merkel	2,008	8 44	10 18	9 54	
	6 23	6 10		429	Trent	400		10 04	9 37	
	6 45	6 31		438	Eskota	180		9 46	9 18	
	7 10	7 05	9 15	448	Sweetwater	4,176	7 53	9 20	8 50	
		7 35	9 31	456	Roseco	941	7 35	8 52	AM	
		7 58	9 53	467	Lorraine	633	7 14	8 29		
		8 21	10 13	476	Colorado	1,840	6 52	8 07		
		8 43		485	Westbrook	375		7 46		
		9 03		495	Itan	125		* 7 28		
		9 21		503	Coahoma	500		7 10		
		9 45	11 25	513	Ar. Big Spring Lv.	4,102	5 38	6 50		
		10 00	11 30	513	Lv. Big Spring Ar.	4,102	5 33	6 35		
		* 10 21		524	Morita			* 6 16		
		10 42	12 12	534	Stanton	650	4 58	5 58		
		* 11 00		544	Germania			* 5 40		
		11 20	12 50	553	Midland	2,192	4 23	5 22		
		* 11 38		563	Warfield			* 5 06		
		11 58	1 28	573	Mats	400	3 45	4 48		
		* 12 18		584	Douro			* 4 31		
		* 12 36		594				* 4 12		
		* 12 56		604	Sand Hills			* 3 54		
		1 06	2 38	609	Monahan's	150	2 38	3 44		
		* 1 19		615	Aroya			* 3 34		
		1 39	* 3 07	624	Pyote	150	* 2 10	3 17		
		* 2 00		634	Quito			* 2 59		
		2 16	3 38	640	Barstow	500	1 43	2 46		
		2 35	3 53	647	Pecos	1,856	1 32	2 35		
		* 2 51		656	Hermosa	25		* 2 19		
		3 10	4 30	666	Ar. TOYAH Lv.	1,052	1 00	2 00		
		PM	AM				AM	PM		

HOTEL SEIBOLD

FT. WORTH, TEX.

Rates \$1.00 and up.

Artesian Water.

European Plan.

Steam Heat.

Centrally located in business district; one-half block East Main St., on 7th.

Best cafe in city in connection with hotel.

MOORE & CLOPTON.

*Stop on signal.

Meal Station.

Stations where through tickets are sold.

Texas & Pacific Railway—Cont'd.

FORT WORTH AND EL PASO—CONTINUED.

READ DOWN		Miles	TABLE 44. May 7, 1916. (Wells Fargo Express.)		Popula- -tion.	READ UP		
No. 5 Daily	No. 1 Daily					No. 2 Daily	No. 6 Daily	
			Continued from page 46.					
3 20PM	4 35AM	666	Lv.....	TOYAH	Ar.	1,052	12 55AM	1 55PM
* 3 42 "		676	Gozar.....			* 1 38 "
* 4 04 "		687	San Martine.....			* 1 21 "
4 35 "	* 5 50AM	698	Kent.....	50	* 11 57PM		1 00 "
* 4 54 "		708	Boracho.....			* 12 43 "
* 5 11 "		719	Plateau.....	25			* 12 21 "
* 5 27 "		727	Wild Horse.....			* 12 06PM
5 47 "	7 03AM	735	Van Horn.....	175	10 55PM	11 52AM	11 29 "
6 20 "		746	Allamore.....			11 29 "
* 6 36 "		754	Eagle Flat.....			* 11 15 "
* 6 55 "		764	Arispe.....			* 10 58 "
7 05 "	8 15AM	768	Ar.....	Sierra Blanca.....	Lv.	150	10 00PM	10 50 "
7 10 "	8 20 "	768	Lv.....	Sierra Blanca.....	Ar.	150	9 55 "	10 45 "
* 7 20 "		773	Etholen.....			* 10 37 "
* 7 29 "		777	Lasca.....			* 10 26 "
* 7 38 "		787	Torcer.....			* 10 15 "
* 7 56 "		790	Finlay.....			* 9 55 "
* 8 13 "		798	Madden.....			* 9 37 "
8 37 "	9 40AM	807	Fort Hancock.....	34	8 37PM	9 21 "	* 8 56 "
* 9 00 "		821	Polvo.....			8 38 "
9 18 "		831	Faben's.....	25			8 26 "
* 9 32 "		839	Clint.....	40			* 8 17 "
* 9 42 "		844	Belen.....	25			8 11 "
9 52 "		848	Ysleta.....	1,562			* 8 00 "
* 10 04PM		854	Alfalfa.....			7 30AM
10 35PM	11 30AM	861	Ar.....	EL PASO	Lv.	51,936	7 00PM	7 30AM
9 45PM	9 20PM		Ar.....	LOS ANGELES	Lv.	438914	3 00PM	3 30PM
3 30PM	3 30PM		Ar.....	SAN FRANCISCO	Lv.	448502	7 40PM	7 40PM

THROUGH CAR SERVICE.

Trains Nos. 1 and 2.—"SUNSHINE SPECIAL." Pullman Drawing Room Sleepers between St. Louis and El Paso, Memphis and Ft. Worth, St. Louis and Galveston, St. Louis and San Antonio. Pullman Sleeper between St. Louis and Ft. Worth. Observation Sleeper New Orleans to El Paso on No. 1, and El Paso to Ft. Worth on No. 2. Chair Car between Memphis and Fort Worth, and Ft. Worth and El Paso. Chair Car and Coach between St. Louis and San Antonio and Coach between St. Louis and Longview Jet. and Longview Jet. and Ft. Worth and Ft. Worth and El Paso. Dining Car between St. Louis and El Paso and St. Louis and San Antonio.

Train No. 3.—"NORTH TEXAS LIMITED." Pullman Drawing Room Sleeper St. Louis to Ft. Worth, New Orleans to Ft. Worth, Pullman Observation Sleeper New Orleans to El Paso, (on 23 New Orleans to Marshall, on No. 1 Ft. Worth to El Paso) Pullman Sleeper Shreveport to Ft. Worth. Chair Car and Coach St. Louis to Ft. Worth and Ft. Worth to Sweetwater. Chair Car New Orleans to Ft. Worth, and Ft. Worth to Mineral Wells. Dining Car St. Louis to Ft. Worth. Pullman Drawing Room Sleeper, Little Rock to Houston via Longview Junction and I. & G. N. Ry.

Train No. 4.—"NIGHT EXPRESS." Pullman Drawing Room Sleeper Ft. Worth. to St. Louis, Pullman Sleeper Ft. Worth to Shreveport. Chair Car and Coach Sweetwater, to Ft. Worth and Ft. Worth to St. Louis. Chair Car Mineral Wells, to Ft. Worth. Pullman Drawing Room Broler Buffet Sleeper Ft. Worth to New Orleans, Chair Car Ft. Worth to New Orleans. Pullman Drawing Room Sleeper Houston to Little Rock via I. & G. N. Ry. and Longview Junction.

Train No. 5.—"CALIFORNIA EXPRESS." Pullman Drawing Room Sleeper St. Louis to El Paso, St. Louis to Laredo, Ft. Worth to Abilene, Dallas to San Angelo via Sweetwater & K. C. M. & O., (on No. 15 Dallas to Ft. Worth). Chair Car and Coach St. Louis to El Paso. Dining Car Marshall to Ft. Worth, and Baird to Pecos. Pullman Drawing Room Broler Buffet Sleeper, New Orleans to Ft. Worth. (Car from New Orleans handled on No. 25 to Marshall.)

Train No. 6.—Pullman Drawing Room Sleeper, El Paso to St. Louis, Abilene to Ft. Worth, Laredo to St. Louis. Pullman Sleeper San Angelo to Dallas via K. C. M. & O. Ry. and Sweetwater. Chair Car and Coach El Paso to St. Louis. Dining Car Pecos to Baird and Ft. Worth to Marshall.

Train No. 22.—"LOUISIANA LIMITED." Pullman Observation Sleeper Ft. Worth to New Orleans. Pullman Drawing Room Sleeper, Ft. Worth to New Orleans. Chair Car and Coach Ft. Worth to New Orleans. Dining Car Service Pullman Sleeper Monroe to New Orleans via St. L. I. M. & S. Ry. and Alexandria.

Train No. 23-3.—"TEXAS-COLORADO LIMITED." Pullman Observation Sleeper New Orleans to El Paso. Pullman Drawing Room Sleeper, New Orleans to Ft. Worth Pullman Sleeper Shreveport to Ft. Worth (open at 9 p. m. Chair Car New Orleans to Ft. Worth and Coach New Orleans to Marshall. Dining Car.

Train No. 24.—Pullman Drawing Room Broler Buffet Sleeper Ft. Worth to New Orleans. Pullman Sleeper Ft. Worth to Shreveport. Chair Car Ft. Worth to New Orleans. Coach Marshall to New Orleans. (Cars from Ft. Worth on No. 4 to Marshall.)

Train No. 25.—Pullman Drawing Room Broler Buffet Sleeper, New Orleans to Ft. Worth. Pullman Sleeper, New Orleans to Monroe (via Alexandria and Iron Mountain). Chair Car and Coach, New Orleans to Marshall.

Trains Nos. 7 and 8.—Chair Car and Coach between Texarkana and Longview Jet.

Train No. 15.—Chair Car and Coach, Marshall to Ft. Worth. Pullman Sleeper Dallas to San Angelo (on No. 5 from Ft. Worth.)

Trains Nos. 31 and 32.—Observation Chair Car and Coach, between Texarkana and Ft. Worth.

Trains Nos. 33 and 34.—Chair Car and Coach between Whitesboro and Texarkana.

Trains Nos. 35 and 36.—Coaches between Clarksville and Sherman.

Trains Nos. 11 and 12.—Motor Car between Dallas and Paris via Terrell & Tex. Mid Ry.

Trains Nos. 9 and 10.—Chair Car and Coach between Dallas and Mineral Wells via Weatherford and W. M. W. & N. W. Ry.

*Stop on signal.

||Meal Station.

||Stations where through tickets are sold

Northern Texas Traction Company

TABLE 45.
(FT. WORTH-DALLAS INTERURBAN.)

G. H. CLIFFORD, Manager.....	Fort Worth, Tex.
W. C. FORBESS, Asst. Manager.....	Fort Worth, Tex.
H. T. BOSTICK, Gen'l Pass. Agent.....	Fort Worth, Tex.

Hourly limited service on the Interurban Line is in effect between Fort Worth and Dallas.

LIMITED TRAINS, leave Fort Worth and Dallas thirty minutes past each hour from 7:30 A. M. until 6:30 P. M., inclusive. Limited trains make no stops between Fort Worth and Dallas, and make the run from Main Street, Fort Worth, to Commerce Street, Dallas, and vice versa, in one hour's time.

LOCAL TRAINS which stop at Handley, Arlington, Grand Prairie, Oak Cliff and all intermediate points, leave Fort Worth and Dallas every hour from 6:00 A. M. until 12:00 midnight, inclusive. All cars start from Court House in Fort Worth and from Commerce and St. Paul Streets, Dallas, and pass the Union Depot, Fort Worth and the G. C. & S. F. Rock Island and Cotton Belt depots in Dallas.

NOTE 1. The Record Special leaves Fort Worth at the Corner of Fifth and Main Streets at 4:20 A. M., daily, arriving at 5:30 A. M.

NOTE 2. The Dallas News Special leaves Dallas, corner Lamar and Commerce Streets, at 3:00 A. M. daily, arriving at T. & P. Depot, Fort Worth, at 4:00 A. M.

Baggage and Express Cars leave Ft. Worth for Dallas *8:00 A. M., 11:00 A. M., *2:00 P. M., 5:00 P. M. and *7:45 P. M.; and from Dallas for Ft. Worth 8:07 A. M., *11:07 A. M., 2:07 P. M., *5:07 P. M. and 9:07 P. M.

*Daily except Sunday.
†For Particulars, ask any agent.

Tarrant County Traction Company

TABLE 46.
(FORT WORTH-CLEBURNE INTERURBAN.)

G. H. CLIFFORD, Manager.....	Fort Worth, Tex.
W. C. FORBESS, Asst. Manager.....	Fort Worth, Tex.
H. T. BOSTICK, Gen'l Passenger Agent.....	Fort Worth, Tex.

Cars leave Ft. Worth for Cleburne thirty minutes past each hour from 6:30 A. M. to 8:30 P. M., inclusive. Late Theatre Car leaves Ft. Worth at 11:00 P. M. Cars leave Cleburne for Ft. Worth on the hour from 7:00 A. M. to 8:00 P. M. Last car leaves Cleburne at 10:00 P. M. All cars make the run from the Court House in Ft. Worth to the Court House in Cleburne in one hour and eighteen minutes and from Cleburne to Ft. Worth in one hour and twenty minutes.

South bound cars leave Everman at 59 minutes after each hour, Burleson at 14 minutes after each hour and Joshua at 28 minutes after each hour.

North bound cars leave Joshua at 18 minutes after each hour, Burleson at 31 minutes after each hour and Everman at 44 minutes after each hour.

All cars make direct connection with N. T. T. Co's cars between Ft. Worth and Dallas.

2 Baggage and Express cars each way daily.

Weatherford, Mineral Wells & Northwestern Ry.

B. C. CROW, Second Vice-President and Superintendent.....	Weatherford, Tex.
S. B. SMITH, Ass't G. F. & P. Agt.....	Weatherford, Tex.

READ DOWN				TABLE 47.		READ UP			
No. 1 Mixed Daily Ex. Sun.	No. 9 Daily	No. 3 Daily	Miles	Nov., 1916.	Population	No. 10 Daily	No. 4 Daily	No. 2 Mixed Daily Ex. Sun.	
				(Wells Fargo & Co Exp.)					
PM	PM			Lv. DALLAS Ar.	118482	AM		AM	
	2 35	7 25AM	" Ft. Worth "	99,523	11 05	8 05PM	
	4 20	9 35 "	Ar. Weatherford Lv.	5,074	9 35	6 15 "	
	5 35	10 50 "	Lv. WEATHERFORD Ar.	5,074	8 25	5 00 "	
	5 40	11 00 "	0.0	" T. & P. Junction..		8 18	4 50 "	
			0.5	" Lemley.....		* 8 04	* 4 34 "	
	* 5 56	* 11 16 "	6.2	" Franco.....		* 7 56	* 4 26 "	
	* 6 04	* 11 24 "	9.8	" Garner.....	200	7 47	4 17 "	
	6 13	11 33 "	13.0	" Rock Creek.....	860	* 7 37	* 4 07 "	
	* 6 22	* 11 42 "	17.1	Ar Mineral Wells Lv	3,950	7 25	3 55PM	
	6 35	11 55AM	21.9	Lv Mineral Wells Ar	3,950			11 20	
	6 40		21.9	" Salesville.....	82			10 50	
	7 10		30.0	" Oran.....	200			10 20	
	7 40		35.9	Ar GEAFORD Lv	300			10 00	
	7 55		41.2						
PM	PM					AM		AM	

Trinity Valley Southern R. R.

A. L. BLACK, Vice-Prest. and Gen'l Mang.....	Oakhurst, Texas
----------------------------------------------	-----------------


READ DOWN			TABLE 48.		READ UP		
No. 1 Daily	Miles		Oct. 1916.	Population	No. 2 Daily		
			(Wells Fargo & Co Exp.)				
9 00AM	0	Lv. OAKHURST.....	Ar.	200	12 15PM		
9 45AM	6	Ar. DODGE.....	Lv.	350	11 40AM		

*Stop on signal.

†Meal Station.

‡Stations where through tickets are sold.

San Antonio to
St. Louis in
26 hours



The Texas Special

Commends itself in economy of time, convenient schedule and meritorious service.

All-steel, of course

Lvs. San Antonio 9:30 A. M.

Ars. St. Louis 11:30 A. M.

Katy all-the-way

Northbound	SCHEDULE		Southbound
9:30 a. m.	Lv.	SAN ANTONIO Ar.	8:30 p. m.
11:43 a. m.	Lv.	AUSTIN Ar.	6:00 p. m.
1:55 p. m.	Lv.	TEMPLE Ar.	3:59 p. m.
2:50 p. m.	Lv.	WACO Ar.	3:05 p. m.
5:00 p. m.	Lv.	FT. WORTH Ar.	1:00 p. m.
6:03 p. m.	Lv.	DENTON Ar.	11:53 a. m.
7:05 p. m.	Lv.	WHITESBORO Ar.	10:50 a. m.
5:20 p. m.	Lv.	DALLAS Ar.	12:40 p. m.
6:37 p. m.	Lv.	GREENVILLE Ar.	11:20 a. m.
7:57 p. m.	Lv.	DENISON Ar.	10:00 a. m.
9:57 p. m.	Lv.	McALESTER Ar.	7:51 a. m.
11:35 p. m.	Lv.	MUSKOGEE Ar.	6:20 a. m.
2:12 a. m.	Ar.	PARSONS Lv.	3:45 a. m.
7:15 a. m.	Ar.	#KANSAS CITY Lv.	11:25 p. m.
5:52 a. m.	Ar.	SEDALIA Lv.	12:05 a. m.
11:30 a. m.	Ar.	ST. LOUIS Lv.	6:30 p. m.

#Connecting service from and to Kansas City.



Missouri, Kansas & Texas Lines.

C. E. SCHAFF, Receiver.

C. HAILE, Chief Traffic Officer
 W. S. ST. GEORGE, General Passenger Agent
 W. M. FENWICK, Assistant General Passenger Agent
 J. L. WEST, Freight Traffic Manager
 W. W. MILLER, General Freight Agent

READ DOWN					No. 7 Texas Spl. Da.	TABLE 53 Aug. 6, 1916 (American Exp.)	No. 8 Texas Spl. Da.	READ UP				
Katy Limited Daily	Katy Flyer Daily	No. 3 Daily	No. 1 Daily	No. 4 Daily				No. 2 Daily	Katy Flyer Daily	No. 4 Daily	Katy Limited Daily	
AM	PM	PM	PM	PM		AM	AM	AM	PM	PM		
9 15	9 05			6 30	0 0	734667	11 30		7 25		6 50	
4 30	3 10	12 25	11 25	11 25		281911	7 15	7 15	11 59		12 05	
8 40	8 00	5 20	4 00	3 45	380.6	¶Parsons...	2 12	1 55	7 40	5 15	7 20	
		6 36	4 59		421.3	¶Welch		12 35		4 02		
		6 48	5 08		426.6	¶Blue Jacket		*12 24		3 53		
9 55	9 10	7 14	5 41		438.9	¶Vinita		12 01	6 10	3 28	5 58	
		7 30	6 02		446.8	¶Big Cabin		*11 40		3 12		
		7 43	6 17		454.4	¶Adair		11 25		2 55		
	9 48	8 00	6 35		463.7	¶Pryor	1,798	11 09	5 33	2 36	5 23	
		8 14	6 52		472.2	¶Choteau	483	10 55		2 19		
					483.7	¶Lellaetta				*1 55		
11 01	10 40	8 43	7 23		488.2	¶Wagoner	4,700	10 16	4 56	1 43	4 45	
		8 55	*7 35		494.1	¶Gibson	70			*1 28		
					498.8	¶Wybark	200			*1 18		
11 35	11 20	9 20	8 00	6 17	503.6	¶Muskogee	41,263	11 35	9 40	4 25	1 05	4 15
11 40	11 25	9 30	8 20	6 20	503.6	¶Muskogee	41,263	11 32	9 30	4 20	*12 45	4 10
		*9 43	8 33		510.6	¶Summit	20			*12 30		
		9 58	8 46		517.2	¶Oktaha			9 03	12 17		
	11 58	10 15	9 02		524.8	¶Checotah	1,683		8 48	11 58		
		*10 45	*9 19		529.9	¶Cathay		*8 28		*11 33		
		12 20	10 54		538.1	¶Eufaula	1,307		8 21	3 24	11 26	
			*9 38		542.8	¶Wirth				*11 15		
		11 09	9 48		547.2	¶Canadian	481		8 04	11 06		
	12 43	11 20	10 00		551.0	¶Crowder	529		7 55	10 57		
			*10 10		555.1	¶Reams		*7 43		*10 45		
		11 42	10 26		564.2	¶North Hallster		7 28		10 26		
1 28	1 17	11 57	10 41	7 51	565.9	¶McAlester	17,610	9 57	7 18	2 33	10 12	2 30
		12 30	11 14		582.8	¶Klowa	1,021		6 42		9 39	
		*12 49	11 33		591.2	¶Chockie			6 18		9 17	
		1 07	11 49		602.6	¶Stringtown	225		6 02		9 00	
		1 26	12 07		609.7	¶Atoka	1,948		5 47	1 28	8 45	1 23
	2 24	1 50	12 30		621.3	¶Caney	1,295		5 22		8 20	
		2 08	12 50		629.6	¶Caddo	1,143		5 05	12 52	8 02	*12 49
	3 02		1 06		636.8	¶Armstrong	30	*4 50			7 49	
		2 32	1 21		641.4	¶Durant	6,000		4 41	12 35	7 40	12 34
		*2 44	1 34		646.4	¶Calera	575		4 28		7 27	
		2 57	1 48		653.3	¶Colbert	240		4 16		7 16	
4 05	4 00	3 20	2 10	10 00	660.9	¶DENISON TEX.	14,594	7 57	4 00	*12 01	7 00	12 01

HOTEL SEEVERS

MUSKOGEE, OKLA.



Without a doubt the handsomest and most complete fire proof hotel in the Southwest

250 ROOMS

\$1.00 and up without bath
 \$1.50 and up with bath

European Plan

KUPPER & BENSON
 Proprietors

*Stop on signal.

¶Meal Station.

¶Stations where through tickets are sold.

Missouri, Kansas & Texas Lines—Con'd.

OKLAHOMA CITY AND ATOKA.

READ DOWN			Miles	TABLE 54. Aug. 6, 1916. (American Express.)		Popula- -tion.	READ UP	
No. 19 Daily	No. 15 Daily			Lv.	Ar.		No. 16 Daily	No. 16 Daily
	PM	AM	0	Lv.	OKLAHOMA CITY. Ar.	88,158	AM	PM
	7 00	7 25	9		Marion		8 35	8 10
	* 7 23	* 7 48	9		Wrights		* 8 13	* 7 47
	* 7 35	* 8 00	14		Newalla	106	* 8 00	* 7 35
	7 54	8 16	21		Noten		7 40	7 17
	* 8 14	* 8 33	28		Crossan		* 7 21	* 6 59
	* 8 20	* 8 38	31		Panova		* 7 14	* 6 53
	* 8 25	* 8 43	34		Shawnee	17,225	* 7 09	* 6 48
	8 35	8 55	37		Hotulke		7 00	6 40
	* 8 58	* 9 17	46		Harjo		* 6 35	* 6 19
	* 9 04	* 9 23	48		Maud	503	* 6 30	* 6 14
	9 24	9 40	55		Hazel	130	6 11	5 54
	* 9 47	* 9 59	62		Konawa	761	* 5 50	5 36
	10 03	10 16	69		Tyrola	45	5 32	5 16
	* 10 17	* 10 32	75		Ada	4,349	* 5 15	5 00
	* 10 45	* 11 00	85		Ahlosa	85	4 51	4 36
	* 10 59	* 11 15	91		Stonewall	494	* 4 34	4 24
	11 17	11 34	98		Tupelo	500	4 13	4 08
	11 34	11 49	104		Centrahoma	242	3 55	3 51
	* 11 46	* 12 03	109		Coalgate	3,255	* 3 35	* 3 35
	12 15	12 30	119		Phillips	680	3 10	3 10
	* 12 20	* 12 35	121		Lehigh	1,880	* 3 03	* 3 03
	12 26	12 42	124		Midway	165	2 57	2 56
	12 36	12 51	127		Atoka Lv.	1,968	2 49	2 46
	12 50	1 05	133	Ar.	DENISON Lv.	14,594	2 35	2 30
	3 20	4 00		Ar.	DENISON Lv.	14,594	12 01	12 01
	AM	PM					AM	PM

PARSONS AND OKLAHOMA CITY.

READ DOWN				Miles	TABLE 55. Aug. 6, 1916. American Express		Popula- -tion.	READ UP		
No. 23 Daily	No. 24 Daily	No. 25 Daily			Lv.	Ar.		No. 26 Daily	No. 30 Daily	No. 24 Daily
	PM	AM	PM		Lv.	ST. LOUIS Ar.	734667	AM	PM	PM
	12 25	4 30	3 10		Lv.	KANSAS CITY Ar.	281911	11 59	12 05	4 25
	5 25	9 00	8 10	0.0	Lv.	PARSONS Ar.		11 30	7 30	11 35
	6 37	10 15	9 20	31.2		Coffeyville		6 15	6 15	10 25
	7 13	10 51	9 55	46.2		Wann	286	5 38	5 43	9 55
	7 37	11 15	10 17	56.9		Dewey	1,344	5 15	5 21	9 25
	7 50	11 30	10 30	61.0		Bartlesville	6,181	5 05	5 10	9 10
	PM	* 1157	10 54	70.7		Okeas	30	4 38	* 4 42	AM
	12 25	11 15	11 15	81.1		Neীগony	35	4 17	4 20	
	* 1255	11 35	89.0			Wynona	270	4 01	* 4 04	
	1 17	11 59	99.2			Hominy	760	3 37	3 42	
	1 40	1220	108.4			Osage	450	3 15	3 20	
	3 30	12 45	108.4			Osage	450	3 10	3 10	
	3 40	12 55	111.4			Cleveland	1,810	2 57	2 58	
		* 1 08	117.0			Hunts		* 2 41		
	3 58	1 15	119.7			Hallett	147	2 35	2 40	
	4 08	1 27	123.4			Jennings	361	2 23	2 30	
	4 34	1 56	133.6			Yale	685	1 56	2 05	
		*	135.4			Cartoco		*		
	4 45	2 08	137.1			Norfolk		1 45	* 1 55	
	5 00	2 23	143.4			Cushing	1,072	1 32	1 40	
	5 25	2 50	153.8			Agra	366	1 05	1 16	
	5 40	3 05	160.2			Tryon	176	12 51	1 02	
	5 50	3 15	165.0			Carney	200	12 42	12 52	
	6 10	3 35	173.7			Falls	248	12 26	12 35	
	19 50	4 55	196.8	Ar.	Guthrie Lv.	11,973	11 05			
	* 6 23	3 48	181.8			Luther		310	12 11	* 1221
	6 37	4 03	189.0			Arcadia		300	11 56	12 06
	* 6 52	4 18	196.9			Witcher		281	11 41	* 1152
	7 20	4 45	207.6	Ar.	OKLAHOMA CITY Lv.	88,158	11 20	11 30		
	AM	PM					AM	PM		

†Daily Ex. Sun.

*Stop or signal.

¶Meal Station.

¶Stations where through tickets are sold.

Missouri, Kansas & Texas Lines—Con'd.

McALESTER AND WILBURTON.

READ DOWN			Miles	TABLE 56. Aug. 6, 1916. American Express.		Popula- -tion.	READ UP	
No. 16 Daily	No. 18 Daily			Lv.	Ar.		No. 16 Daily	No. 17 Daily
2 50 ^{PM}	6 30 ^{AM}	0.0	Lv. ¶McALESTER	Ar.	17,610	10 10 ^{AM}	6 45 ^{PM}	
3 00 ["]	6 40 ["]	1.7	No. McAlester			10 00 ["]	6 35 ["]	
3 12 ["]	6 52 ["]	5.9	¶Krebs		2,884	9 44 ["]	6 14 ["]	
3 21 ["]	6 59 ["]	7.2	Buck			9 36 ["]	6 06 ["]	
3 25 ["]	7 04 ["]	8.3	Richville			9 30 ["]	6 00 ["]	
3 28 ["]	7 07 ["]	8.5	Carbon		350	9 28 ["]	5 58 ["]	
3 53 ["]	7 28 ["]	14.4	Adamson		165	9 07 ["]	5 37 ["]	
* 4 03 ["]	* 7 38 ["]	18.1	Drumb			* 8 57 ["]	* 5 27 ["]	
4 20 ["]	7 53 ["]	23.5	Patterson		80	8 42 ["]	5 12 ["]	
4 28 ["]	7 59 ["]	25.9	Degnan			8 36 ["]	5 06 ["]	
4 45 ^{PM}	8 15 ^{AM}	29.4	Ar. ¶WILBURTON	Lv.	2,277	8 25 ^{AM}	4 55 ^{PM}	

MUSKOGEE, TULSA AND OKLAHOMA CITY.

READ DOWN			Miles	TABLE 57. Aug. 6, 1916. American Express.		Popula- -tion.	READ UP	
No. 14 Daily	No. 20 Daily			Lv.	Ar.		No. 11 Daily	No. 19 Daily
	PM	AM				AM	PM	
11 40	8 10	0.0	Lv. ¶MUSKOGEE	Ar.	41,263	7 25	7 30	
11 55	8 25	4.8	Wybark		200	7 10	7 15	
12 23	8 56	16.4	Porter		637	6 37	6 41	
12 48	9 22	26.0	Coweta		1,187	6 12	6 15	
1 15	9 48	37.4	¶Broken Arrow		1,576	5 43	5 43	
1 51	10 35	51.5	¶Tulsa		28,240	5 10	5 10	
2 17	11 03	62.4	Wekiwa		45	* 4 35	4 30	
* 2 50	11 40	76.5	Prue		160	* 4 02	3 57	
3 15	12 05	83.9	Ar. Osage	Lv.	450	3 45	3 40	
3 30	12 45	83.9	Lv. Osage	Ar.	450	3 10	3 10	
4 08	1 27	98.9	Lv. ¶Jennings	Ar.	361	2 30	2 23	
5 00	2 23	118.9	¶Cushing		1,072	1 40	1 32	
6 10	3 35	149.0	Fallis		248	12 35	12 26	
† 9 50	4 55	172.4	Ar. ¶Guthrie	Lv.	11,973		11 05	
7 20	4 45	181.9	Ar. ¶OKLAHOMA CITY	Lv.	88,158	11 30	11 20	
	AM	PM				PM	AM	

†Daily Ex. Sun.

GUTHRIE DIVISION.

READ DOWN			Miles	TABLE 58. Aug. 6, 1916. American Exp.		Popula- -tion.	READ UP	
No. 17 Daily	No. 15 Daily Ex. Sun.			Lv.	Ar.		No. 14 Daily Ex. Sun.	No. 16 Daily
3 35	8 30	0.0	Lv. FALLIS	Ar.	248	8 05	12 20	
* 3 50	* 8 45	4.5	Shiloh		23	* 7 52	* 12 04	
4 10	9 05	10.2	Meridian		199	7 31	11 46	
4 55	9 50	23.1	Ar. ¶GUTHRIE	Lv.	11,973	6 45	11 05	
	PM	AM				AM	AM	

*Stop on signal,

¶Meal Station,

‡Stations where through tickets are sold.

Missouri, Kansas & Texas Railway of Texas.

C. E. SCHAFF, Receiver.

W. G. CRUSH, Gen'l Pass'r Agent. Dallas, Texas
 RANDOLPH DANIELS, Assistant General Passenger Agent. Dallas, Texas
 J. L. WEST, Freight Traffic Manager. Dallas, Texas
 J. F. GARVIN, General Freight Agent. Dallas, Texas

DENISON, SAN ANTONIO AND GALVESTON.

READ DOWN							TABLE 59	READ UP						
Katy L't'd Daily	Katy Flyer Daily	Katy Flyer Daily.	No. 3 Daily	No. 1 Da.	No. 7 Tex. Spl. Daily	Miles	Aug. 6, 1916.	Popula-tion.	No. 8 Tex. Spl. Daily	No. 4 Da.	Katy Flyer Daily	Katy Flyer Daily	Katy L't'd Daily.	No. 2 Daily.
AM 915	PM 905	PM 905	PM 1225	PM 1125	PM 1125	630	ST. LOUIS.	734667	AM 1130	AM 650	AM 725	AM 725	PM 650	AM 725
430	310	310	1225	1125	1125	630	KANSAS CITY.	281911	715	1205	1159	1159	1205	1159
420	415	417	335	240	1010	0	DENISON.	14,594	747	1130	1145	1140	1145	1125
* 437	* 437		357	305		13	Bells.	496		1100				1053
* 452	* 450		411	320		21	Whitewright.	1,563		1045				1037
			424	333		27	Trenton.	550		1031				1021
			437	347		34	Leonard.	990		1018				1008
* 529	* 521		451	400		40	Celeste.	821		1005				955
			* 456	406		43	Kingston.	278	* 958					949
	550	545	515	427	1120	52	Greenville.	9,897	657	940	1015			933
			535	445		61	Caddo Mills.	550		916				910
			551	500		70	Royse City.	1,210		856				852
			558	506		73	Fate.	212		847				845
	634	638	609	514		78	Rockwall.	1,136		837	930			836
			624	530		86	Rowlett.	108		818				821
			635	544		90	Garland.	804		808				813
			* 651	600		99	Fisher.		* 747					* 755
			710	615		106	Dallas.	118482	520	730	840			840
			AM	PM	1240	106	Dallas.	118482		PM 815	815			830
						112	Hone.				* 800			AM
						121	Lancaster.	1,115			* 743			
						127	Red Oak.	210			* 729			
						137	Waxahachie.	6,205			708			725
						146	Forreston.	233			* 649			
No. 21-1 Daily			915			152	Italy.	1,149			637			
PM 848			926			158	Milford.	766			* 626			
905			955			172	Hillsboro.	6,115			555	545		
915	1039	1033	1010	1005	955	172	Hillsboro.	6,115					AM 1010	620
* 930						182	Abbott.	475					945	605
950	1110	1105	1055		No. 3 Daily	188	West.	1,645	No. 4 Da.	524	514		934	537
1005	1120	1130	1140	700		197	Elm Mott.	247					916	
1032				305		206	Waco.	45,237	250	PM 450	440	855	505	
1042				219		206	Waco.	45,237		730	425	410	840	455
1049				722		219	Lorena.	675		704			813	
1106				731		223	Bruceville.	325		653			804	
1125	1215	1235	100	735		225	Eddy.	575		648			800	
1139				748		232	Troy.	300		632			748	
1157	1241			805		240	Temple.	13,104	155	615	330	245	725	359
1209	1253	* 117	155	817		248	Little River.	123		556			707	
1220	110	130	210	831		257	Holland.	778		537			650	
				843		263	Bartlett.	1,815		525	* 249	155	640	318
				900		268	Granger.	1,708		515	240	140	630	310
						268	Granger.	1,708		515	125	125	AM 255	
						283	Georgetown.	3,096		438	1255	1255	230	
						316	Ar. Austin Lv.	34,016	1143	325	1140	1140	No. 22 Daily	127
						316	Lv. Austin Ar.	34,016		950	1130	1130		
						346	San Marcos.	4,071		845	1030	1030	1205	1230
						363	New Braunfels.	3,185		813	958	958	1132	1158
						394	SAN ANTONIO	119447	930	715	900	900	1030	1100
						268	Granger.	1,708	AM	AM	240	PM 950	250	
						279	Taylor.	5,314			218	925	225	
						287	Coupland.	300			* 204	AM	208	
						296	Elgin.	1,707			152		153	
						310	Phelan.	25			* 127		128	
						315	Bastrop.	1,707			119		119	
						320	Hills Prairie.	49					* 110	
						330	Smithville.	3,167			1250		1250	
						330	Smithville.	3,167			1245		1240	
						339	West Point.	289			* 1223		1223	
						343	Plum.	182					1214	
						349	La Grange.	1,850			1158		1202	
						362	Fayetteville.	274					1137	
						374	New Ulm.	444			1107		1112	
						385	Cat Spring.	406			* 1046		1052	
						396	Bealy.	1,225			1025		1030	
						400	Brookshire.	700			1005		1008	
						417	Katy.	350			952		955	
						442	Heights.	6,984					* 910	
						445	Houston.	108173			900		900	
						445	Houston.	108173			850		540	
						495	GALVESTON.	41,076			700		410	

*Stop on signal.

||Meal Station.

¶Stations where through tickets are sold.

Missouri, Kansas & Texas Railway of Texas—Con'd

SHREVEPORT, GREENVILLE AND DALLAS.

READ DOWN		TABLE 64 Aug. 6, 1916. American Express Co.		READ UP	
No. 24 Daily	No. 22 Daily	Miles	Popula- -tion.	No. 23 Daily	No. 25 Daily
	8 30AM	0.0	Lv. SHREVEPORT	6 10PM	5 30AM
* 9 45	* 8 42	3.9	Jewella	* 5 58	
* 9 58	* 8 55	8.5	Nichols	* 5 42	
10 15	9 11	14.9	Greenwood	5 30	4 48
10 32	9 26	20.5	Waskom	5 06	4 34
10 59	9 51	26.4	Leigh	4 40	* 4 05
11 11	10 04	35.1	Karnack	4 25	* 3 49
	* 10 17	39.9	Baldwin	* 4 12	
11 50PM	10 40	48.6	Jefferson	* 3 57	3 20
* 12 03AM	* 10 52	53.8	Vina	* 3 43	
12 22	11 09	60.5	Lasater	3 20	* 2 45
12 39	11 24	67.0	Avinger	3 03	2 29
1 08	11 47AM	75.8	Hughes Spgs.	600	2 07
1 23	12 02PM	82.2	Daingerfield	600	1 51
1 38	12 16	88.1	Cason	205	1 38
2 08	12 41	97.9	Pittsburg	1,916	1 14
2 24	12 56	104.7	Leesburg	318	12 58
2 33	1 04	107.9	Newsome	160	12 50
2 41	1 10	110.9	Scroggins	35	* 12 42
	1 25	117.4	Ar. Winnboro L.V.	1,741	12 27
2 56	1 45	117.4	Lv. Winnboro Ar.	1,741	12 35
3 13	2 02	125.4	Pickton	200	12 15
3 23	2 15	130.6	Como	650	12 02PM
3 41	2 38	139.9	Sulphur Springs	5,151	11 42AM
4 00	2 54	147.8	Brashear	312	11 26
4 15	3 10	153.9	Cumby	700	11 13
4 30	3 26	160.6	Campbell	508	10 58
5 00	4 05	171.1	Greenville	9,897	10 30
7 10AM	6 15PM	225.1	Ar. DALLAS L.V.	118,482	8 40AM

GREENVILLE AND MCKINNEY.

READ DOWN		TABLE 65 Aug. 6, 1916. American Express Co.		READ UP	
No. 31 Daily	Miles	Popula- -tion.	No. 32 Daily		
	10 15AM	171.1	Lv. GREENVILLE	4 15PM	
	10 47	179.0	Floyd	3 40	
	11 10	186.3	Farmersville	3 15	
	11 40AM	194.9	Princeton	2 45	
	12 05PM	202.7	Ar. MCKINNEY L.V.	2 20PM	

GREENVILLE AND MINEOLA.

READ DOWN		TABLE 66 Aug. 6, 1916. American Express Co.		READ UP	
No. 91 Mxd. Dy. Ex. Sun.	No. 11 Daily	Miles	Popula- -tion.	No. 12 Daily	No. 92 Mxd. Dy. Ex. Sun.
7 15AM	4 35PM	0	Lv. GREENVILLE	9 20AM	4 35PM
7 50	5 00	7	Dixon	8 55	3 30
8 30	5 25	15	Lone Oak	8 30	2 50
9 00	5 45	21	Point	8 12	2 05
9 30	6 05	28	Emory	7 50	1 20
	*	31	Ginger	*	*
10 30AM	6 30	38	Alba	625	7 23
	6 50	44	Golden	350	7 05
	7 15PM	51	Ar. MINEOLA L.V.	1,706	6 45AM

TRINITY AND COLMESNEIL.

READ DOWN			TABLE 67 Nov. 7, 1915. American Express.		READ UP		
No. 93 Frt. Daily Ex. Sun.	No. 11 Sun. Only	No. 51 Mxd. Dy. Ex. Sun.	Miles	Popula- -tion.	No. 52 Mxd. Dy. Ex. Sun.	No. 12 Sun. Only	No. 92 Frt. Daily Ex. Sun.
7 15AM	7 30AM	6 30AM	0	Lv. TRINITY	4 40PM	4 40PM	4 25PM
7 45	7 54	6 54	7	Glendale	4 16	4 16	3 55
7 55	8 00	7 00	9	Saron	4 10	4 10	3 45
8 20	8 11	7 18	15	Westville	34	3 47	3 15
9 00	8 36	7 39	19	Groveton	1,076	3 30	2 55
* 9 10	* 8 43	* 7 46	22	Josserand	538	3 18	* 2 29
* 9 30	* 8 56	* 7 59	26	Willard	29	* 3 02	* 2 12
9 55	9 05	8 11	30	Carmona	42	2 45	1 55
* 10 15	* 9 24	* 8 27	35	Asia	* 2 30	* 2 30	* 2 20
10 45	9 35	8 47	38	Corrigan	461	2 25	1 15
11 00	9 49	9 05	42	Benford	25	1 55	* 1 35
* 11 16	* 9 57	* 9 17	44	Stryker	125	1 45	* 1 20
* 11 32	* 10 13	* 9 35	48	Bowers	* 1 32	* 1 32	* 12 03PM
11 40AM	10 21	9 55	50	Barnum	29	1 25	11 55AM
	* 10 33	* 10 07	53	Hampton	84	* 1 13	
	10 40	10 23	54	Chester	200	1 08	
	11 08	10 54	61	Mobile	62	12 38	
	11 30AM	11 20AM	67	Ar. COLMESNEIL L.V.	632	12 20PM	

*Stop on signal.

||Meal Station.

||Stations where through tickets are sold.

Missouri, Kansas & Texas Railway of Texas—Con'd

DALLAS, DENTON, WHITESBORO AND WICHITA FALLS.

READ DOWN					Miles	TABLE 68. Aug. 6, 1916. (American Ex.)		Population	READ UP				
No. 11 Daily	No. 53 Mxd Daily	Nos. 16-17 Daily	No. 18 Daily	Nos. 14-15 Daily		No. 12 Daily	No. 52 Mxd Daily		No. 21 Daily	No. 20 Daily	No. 59 Mxd. Sun.		
AM	PM	AM	PM	AM		PM	AM		PM	AM	PM		
		6 40	6 15	0	Lv. DALLAS. Ar.	118,482	1 45		10 25		8 20		
		*6 58	*6 31	8	Letot's	21	*1 23		*10 05		*7 51		
		7 05	6 39	12	Farmer's Br'ch	205	1 17		9 56		7 41		
		7 11	6 45	14	Carrollton	525	1 13		9 50		7 35		
		7 16	6 57	16	Trinity Mills	64	1 07		9 38		7 30		
		7 28	7 09	22	Lewisville	900	12 56		9 26		7 09		
		7 42	7 24	28	Garza	250	12 42		9 11		6 50		
		8 05	7 40	37	Denton	4,732	12 25		8 55		6 25		
		8 33	8 03	48	Aubrey	575	11 57		8 33				
		8 46	8 18	55	Pilot Point	1,371	11 42		8 20		5 43		
		8 57	8 30	60	Tioga	797	11 29		8 09		*532		
		9 12	8 45	67	Collinsville	791	11 14		7 55		*518		
		9 25	9 00	73	Whitesboro	1,219	10 45	PM	7 35	AM	5 05		
		9 35	PM	73	Whitesboro	1,219	10 30	4 10	10 25	AM	7 30		
		10 00	PM	80	Woodbine	113	10 04	13	10 00		*715		
		10 17	PM	88	Gainesville	7,624	9 40	55	9 30		7 00		
		10 30	PM	93	Lindsay	151	9 16	37	AM	AM			
		10 43	PM	99	Myra	325	9 03	24	AM	AM			
		10 53	PM	104	Muenster	600	8 53	14	AM	AM			
		11 18	PM	114	St. Jo	822	8 33	50	AM	AM			
		11 37	PM	121	Bonita	375	8 15	30	AM	AM			
		11 56	PM	130	Nocona	1,338	7 55	10	AM	AM			
		12 11	PM	136	Belcherville	305	7 37	1 52	AM	AM			
		12 25	PM	143	Ringold	500	7 20	1 36	AM	AM			
		*1243	PM	152	Walton		*7 00	*114	AM	AM			
		1 00	PM	159	Henrietta	2,104	6 49	1 00	AM	AM			
		1 40	PM	178	Ar. Wichita Falls Lv.	11,499	6 10	12 15	AM	AM			

GALVESTON, HOUSTON, SMITHVILLE & SAN ANTONIO.

READ DOWN					Miles	TABLE 69. Aug. 6, 1916. (American Express)		Population	READ UP				
No. 7 Tex. Spl. Daily	No. 10 Daily	29 Katy Ltd. Daily	No. 6-21 Daily	No. 25 Katy Flyer Daily		No. 3 Daily	No. 4-21 Daily		26 Katy Flyer Daily	No. 22-6 Daily	30 Katy Ltd. Daily	No. 8 Tex. Spl. Daily	
AM	PM	AM	PM	AM		PM	AM		PM	AM	PM	AM	
		4 10	7 00	0	Lv. GALVESTON	41,076			9 15				
		9 00	9 00	10	HOUSTON	108,172	7 30		7 15				
		12 55	3 35	21	SMITHVILLE	3,167	11 15		2 10				
		1 18	3 57	29	Rosanky	117	10 48		*1 47				
		1 40	4 20	37	Red Rock	300	10 20		*1 23				
		1 57	4 38	44	Dale	95	9 58		*1 05				
		2 14	4 57	47	Lockhart	2,945	9 35		12 47				
		2 30	*5 13	53	Maxwell	225	9 17		*12 29				
		2 37	*5 22	60	Reedville	107	9 08	PM	*12 22	PM	AM		
		3 00	5 40	66	San Marcos	4,071	8 45	10 30	12 05	12 30			
		3 13	*5 54	70	Hunter	162	8 31		*11 50				
		3 24	*6 05	77	Gruene		*8 20		*11 39				
		3 31	6 12	83	New Braunfels	3,165	8 13	9 58	*11 32	11 58			
		3 55	*6 36	91	Luxello		7 49		*11 07				
		4 10	*6 51	101	Fratt		*7 36		*10 53				
		4 35	7 15		SAN ANTONIO	119,447	7 15	9 00	10 30	11 00	9 30		

EGAN AND CLEBURNE.

READ DOWN			Miles	TABLE 70. Aug. 6, 1916. (American Express)		Popula- -tion.	READ UP	
No. 55 Mixed Daily	No. 61 Mixed Daily	No. 50 Mixed Daily		No. 56 Mixed Daily				
AM	PM	AM		PM				
	7 50	11 30	0.0	Lv. Egan Ar	100	8 35	6 45	
	8 05	11 50	4.9	Keene	500	8 20	6 20	
	8 20	12 10	9.8	Ar. Cleburne Lv.	11,878	8 05	6 00	

*Stop on signal.

||Meal Station.

||Stations where through tickets are sold.

Missouri, Kansas & Texas Ry. of Texas—Con'd.

GRANGER, AUSTIN AND SAN ANTONIO.

READ DOWN					Miles	TABLE 71. Aug. 6, 1916. (American Ex.)		Popula- -tion.	READ UP				
No. 21 Daily	No. 25 Katy Flyer	Katy Limited Daily	No. 3 Daily	No. 7 Tex. Spl Daily		No. 8 Tex. Spl Daily	No. 26 Katy Flyer		No. 4 Daily	Katy Limited Daily	No. 22 Daily		
Runs via Smithville	AM	PM	AM	PM	0.	Lv. GRANGER Ar.	1,708	AM	AM	PM	PM	Runs via Smithville	
	2 45	1 25	9 50		9.	Wear	175	* 1 07	4 56	2 55			
	3 12	1 52	10 20		15.	Georgetown	3,096	12 55	4 38	2 30			
	* 3 39		* 10 39		24.	Burkland		* 4 20	4 08				
	* 3 50		* 11 07		30.	Pflugerville	575	* 12 27	3 56				
	4 25	3 25	11 43	6 00	47.	Austin Lv.	34,016	11 43	11 40	3 25	1 27		
	4 25	3 25	2 00	6 00	47.	Austin Ar.	34,016	11 43	11 30	9 50	1 27	AM	
540	5 30	4 30	3 00		78.	San Marcos	4,071	10 30	8 45	12 30	12 05		
612	6 00	5 00	3 31		95.	New Braunfels	3,165	9 58	8 13	11 58	11 32		
715	7 00	6 00	4 35	8 30	126.	SAN ANTONIO Lv.	119,447	9 30	9 00	7 15	11 00	10 30	
AM	AM	PM	PM	PM				AM	PM	AM	AM	PM	

WELDON AND LIVINGSTON.

READ DOWN				Miles	TABLE 72. Nov. 7, 1915. (American Express)		Popula- -tion.	READ UP			
No. 55 Mx. Da. Ex. Sun.	No. 9 Sun. Only				No. 8 Sun. Only	No. 54 Mx. Da. Ex. Sun.		No. 10 Sun. Only	No. 56 Mx. Da. Ex. Sun.		
	AM	AM		0.	Lv. WELDON Ar.	139	AM	AM	PM	PM	
	* 8 21	* 9 31	3.7	3.7	Kittrell	27	* 8 49	* 7 29			
	* 8 34	* 9 44	8.0	8.0	Auburn		* 8 36	* 7 16			
	* 8 51	* 9 57	13.7	13.7	Sequoyah		* 8 19	* 6 59			
	9 00	10 10	15.5	15.5	Ar. TRINITY Lv.	856	8 10	6 50			
	10 55	12 10	15.5	15.5	Lv. TRINITY Ar.	856			5 15	5 35	
	11 12	* 12 26	20.1	20.1	Fagoda				* 4 56	* 5 17	
	* 11 24	* 12 37	23.9	23.9	McKinnis				* 4 45	* 5 05	
	* 11 37	12 47	28.5	28.5	Carlisle				4 35	4 55	
			30.8	30.8	Pennell						
	12 00	1 07	34.0	34.0	Ar. Onalaska Lv.	125			4 11	4 32	
	1 45	1 12	34.0	34.0	Lv. Onalaska Ar.	125			4 08	4 12	
	* 1 51	* 1 18	36.0	36.0	Kiokapoo				* 4 02	* 4 06	
	2 03	1 28	39.9	39.9	Blanchard				3 52	3 54	
	* 2 22	* 1 42	44.5	44.5	East Tempe				* 3 38	* 3 40	
	2 30	1 50	47.6	47.6	Ar. LIVINGSTON Lv.	1,024			3 30	3 30	
	PM	PM					AM	AM	PM	PM	

No. 7.—"The Texas Special" Daily.—Drawing Room Sleeping Cars: St. Louis to San Antonio; St. Louis to Dallas; St. Louis to Ft. Worth; Kansas City to San Antonio; Kansas City to Ft. Worth.

Dining Cars: Serve all meals, a la carte service. Chair Car: St. Louis to San Antonio.
No. 8.—"The Texas Special" Daily.—Drawing Room Sleeping Cars: San Antonio to St. Louis; Dallas to St. Louis; Ft. Worth to St. Louis; San Antonio to Kansas City; Ft. Worth to Kansas City. Dining Cars: Serve all meals, a la carte service. Chair Car: San Antonio to St. Louis.

No. 9.—"The Katy Limited" Daily.—Drawing Room Sleeping Cars: Chicago to San Antonio via C. & A. R. R., St. Louis and Dallas, St. Louis and Dallas; Kansas City to Houston via Ft. Worth; Kansas City to San Antonio via Dallas; Kansas City to Oklahoma City.

Dining Cars: Serve all meals, a la carte service.
Chair cars: St. Louis to San Antonio via Dallas; Kansas City to Houston via Ft. Worth.
No. 10.—"The Katy Limited" Daily.—Drawing room sleeping cars: San Antonio to Kansas City via Dallas; San Antonio to Chicago via Ft. Worth, St. Louis and D. & A. R. R.; Dallas to Parsons; Houston to Kansas City via Ft. Worth; Oklahoma City to Kansas City.

Dining cars: Serve all meals, a la carte service.
Chair cars: San Antonio to St. Louis via Dallas; Houston to Parsons via Ft. Worth.
No. 5.—"The Katy Flyer" Daily.—Drawing Room Sleeping Cars: St. Louis to Columbia; St. Louis to Oklahoma City; St. Louis to Galveston, via Ft. Worth; St. Louis to San Antonio via Dallas, Kansas City to Houston via Dallas; Ft. Worth to Austin and San Antonio, Dallas to Austin and San Antonio.

Dining cars: Parsons to Waco via Dallas.
Chair cars: St. Louis to San Antonio via Ft. Worth; Parsons to Galveston via Dallas.
No. 6.—"The Katy Flyer" Daily.—Drawing room sleeping cars: Galveston to St. Louis via Ft. Worth; Houston to Kansas City via Dallas; San Antonio to St. Louis via Dallas; San Antonio to Waco, Ft. Worth and Dallas; Austin to Dallas, Oklahoma City to St. Louis; Parsons to St. Louis; Columbia to St. Louis.

Dining cars: Waco to Parsons via Dallas.
Chair cars: Galveston to Parsons via Dallas; San Antonio to St. Louis via Ft. Worth.

No. 27-1.— Sleeper: Kansas City to Muskogee. Chair cars: Kansas City to Dallas.
No. 2-28.—Drawing Room Sleeping cars: Muskogee to Kansas City; Chair Car: Denton to Kansas City.

Trains Nos. 14-29.— Sleeper Muskogee to Oklahoma City.
Trains Nos. 30-11.— Sleeper: Oklahoma City to Muskogee.
Trains Nos. 5-21 and 22-6.— Sleepers: Houston and San Antonio.
Trains Nos. 21 and 22.— Daily.—Drawing room sleeping cars between Waco and Stamford.

*Stop on signal.

||Meal Station.

||Stations where through tickets are sold.

Missouri, Kansas & Texas Ry. of Texas—Con'd.

WACO AND ROTAN.

READ DOWN			TABLE 73			READ UP		
No. 21	No. 23	Miles	Aug. 6, 1916.			Popula-	No. 24	No. 22
Daily.	Daily.		(American Exp.)			-tion.	Daily.	Daily.
PM	AM		Lv.	Ar.	Popula-	PM	AM	
10 00	9 00	0.0	WACO	Ar.	45,237	2 35	6 30	
	*	9.8	Elm Mott	Ar.	247	*		
*10 33	9 33	13.1	Ross	Ar.	60	1 52	5 46	
*10 41	9 41	17.0	Tokio	Ar.		* 1 45	5 38	
10 58	9 58	24.2	Aquilla	Ar.	450	1 30	5 21	
11 20	10 19	34.4	Whitney	Ar.	766	1 10	5 00	
11 43	10 42	45.7	Fowler	Ar.	69	12 47	4 35	
12 05	11 00	54.5	Morgan	Ar.	831	12 29	4 16	
12 31	11 25	63.9	Walnut Springs	Ar.	1,340	12 10	3 56	
12 51	11 45	73.9	Iredell	Ar.	571	11 45	3 30	
1 18	12 15	85.2	Hico	Ar.	1,437	11 20	3 07	
1 33	12 32	92.5	Clairette	Ar.	120	11 05	2 50	
1 43	12 45	97.7	Alexander	Ar.	381	10 55	2 40	
2 20	1 40	106.5	Dublin	Ar.	2,551	10 35	2 20	
* 2 40	2 00	114.8	Comyn	Ar.	40	10 09*	1 45	
2 55	2 20	119.7	De Leon	Ar.	1,015	10 00	1 30	
3 20	2 45	130.5	Gorman	Ar.	963	9 33	1 02	
3 42	3 07	140.8	Carbon	Ar.	479	9 10	12 37	
3 52	3 17	144.9	Mangum	Ar.	300	9 00	12 27	
4 20	3 45	153.2	Cisco	Ar.	2,410	8 35	12 03	
* 4 52	4 25	168.1	Pueblo	Ar.	8	8 01*	11 24	
5 05	4 38	173.2	Moran	Ar.	934	7 49	11 13	
5 47	5 15	188.6	Albany	Ar.	999	7 10	10 23	
* 6 13	5 40	199.0	Acampo	Ar.		* 6 45	10 03	
Mixed	6 55	212.8	Lueders	Ar.	425	6 15	9 31	
Ex. Sun.	7 10	219.8	Avoca	Ar.	200	6 00	9 14	
AM	7 25	227.3	Stamford	Lv.	3,902	5 45	8 55	
10 30	7 40	227.3	Stamford	Ar.	3,902		8 55	
11 20	8 07	236.1	Tuxedo	Ar.	200		8 21	
12 45	8 37	246.9	Hamlin	Ar.	1,978		7 54	
1 30	9 10	258.3	Royston	Ar.	200		7 25	
2 00	9 23	263.5	North Roby	Ar.	50		7 11	
2 30	9 40	269.1	ROTAN	Lv.	1,126		7 00	
PM	AM	PM				AM	PM	

DE LEON—CROSS PLAINS BRANCH.

READ DOWN			TABLE 74			READ UP		
Mxd. D.	No. 25	Miles	Aug. 6, 1916.			Popula-	No. 26	No. 52
Ex. Sun.	Sun. Only		(American Exp.)			-tion.	Sun. Only	Mxd. D. Ex. Sun.
2 25PM	2 25PM	.0	Lv.	De LEON	Ar.	1,015	9 30AM	9 45AM
2 55"	2 53"	9.6		Duster	Ar.	126	9 00"	9 05"
3 15"	3 15"	16.3		Sipe Springs	Ar.	377	8 35"	8 37"
3 50"	3 50"	27.6		Rising Star	Ar.	900	7 50"	7 53"
4 20"	4 15"	35.5		Pioneer	Ar.	73	7 18"	7 20"
4 45PM	4 35PM	40.2	Ar.	CROSS PLAINS	Lv.	300	7 00AM	7 00AM

Trains Nos. 21 and 22—Pullman Standard Sleeping Cars daily between Waco and Stamford.

Houston & Brazos Valley Railway.

GEO. C. MORRIS, Receiver.

E. S. BANKS, Traffic Manager. Freeport, Texas

READ DOWN			TABLE 75			READ UP			
No. 407	No. 21	No. 1	Dec. 17, 1916.			Popula-	No. 2	No. 406	No. 22
Daily	Mx Da.	Daily	Wells Fargo & Co. Exp.			-tion.	Daily	Daily	Mx Da.
PM	AM	AM	Lv.	Ar.	Popula-	PM	PM	AM	
830		700	Lv.	HOUSTON	Ar.	108,172	130	6 30	
		910	Ar.	ANCHOR	Lv.	60	1100		
				(H. & B. V.)					
1015	1130	910	Lv.	ANCHOR	Ar.	60	1100	4 45	8 45
1025	1150	920	Ar.	Angleton	Lv.	898	1050	4 37	8 25
				(St. L. B. & M. Ry.)					
				(Union Station)					
	845		Lv.	Houston	Ar.	108,172		7 20	
	1031		Ar.	Angleton	Lv.	898		5 25	
				(H. & B. V.)					
1025	1150	920	Lv.	Angleton	Ar.	898	1050	4 37	8 25
	*	* 935		Ross	Ar.		*1038	*	
*1045	*1220	* 940		Clute	Ar.		*1032	* 4 17	* 7 55
1057		952		Velasco	Ar.	942	1020	4 05	7 35
1105		1255	Ar.	Freeport	Lv.	1654	1015	4 00	7 20
No. 9	No. 15	No. 11							
Mixed	Mxd.	Mxd.							
Daily	Daily	Daily							
5 45	5 30	6 30	21.5	Lv.	Freeport	Ar.	1654	7 30	6 30
6 00	5 55	6 55	23.8	Ar.	BRYANMOUND	Lv.		7 05	6 05

*Stop on signal.

||Meal Station.

||Stations where through tickets are sold.

Wichita Falls & Northwestern Ry.

A. F. WINN, Gen'l Frt. and Pass. Agent. Wichita Falls, Tex.

WICHITA FALLS AND FORGAN

READ DOWN		TABLE 76 Aug. 6, 1916. American Express. (M. K. & T. Ry. of Texas)		Popula- -tion.	READ UP	
No. 3 Daily	No. 1 Daily	Miles from Wichita Falls	Lv		No. 2 Daily	No. 4 Daily
6 45AM	2 15PM	0	Lv	11,499	11 00AM	8 15PM
* 7 04 "	2 34 "	6.7	Ar	625	10 39 "	* 7 55 "
7 21 "	2 51 "	14.0	Lv	500	10 21 "	7 36 "
7 40 "	3 10 "	20.9	Ar	1,300	10 02 "	7 17 "
7 55 "	3 25 "	27.1	Lv	600	9 48 "	7 03 "
8 12 "	3 42 "	34.3	Ar	200	9 30 "	6 45 "
8 28 "	3 58 "	41.0	Lv	3,027	9 14 "	6 29 "
9 00 "	4 30 "	50.7	Ar	3,027	8 50 "	6 05 "
9 00 "	4 30 "	50.7	Lv	800	8 50 "	6 05 "
9 30 "	5 00 "	61.1	Ar	85	8 21 "	* 5 33 "
* 9 45 "	5 18 "	67.7	Lv	5,000	8 07 "	* 5 18 "
10 05 "	5 40 "	75.6	Ar	250	7 50 "	* 5 00 "
10 20 "	5 55 "	75.6	Lv	50	7 35 "	4 45 "
10 40 "	6 13 "	83.3	Ar	5,200	7 16 "	4 28 "
10 55 "	6 26 "	89.3	Lv	300	7 03 "	4 15 "
11 15 "	6 40 "	95.4	Ar	250	6 50 "	4 00 "
11 40 "	7 02 "	105.2	Lv	500	6 26 "	3 30 "
11 48 "	7 09 "	108.1	Ar	500	6 18 "	3 30 "
11 57AM	7 18 "	112.7	Lv	5,000	6 08 "	3 19 "
12 18PM	7 35 "	119.8	Ar	5,000	* 5 50 "	* 3 00 "
* 12 38 "	* 7 54 "	129.0	Lv	500	* 5 29 "	* 2 39 "
12 55 "	8 15PM	135.6	Ar	500	5 15AM	2 25 "
1 25 "		135.6	Lv	53		2 10 "
1 47 "		145.0	Ar	650		1 47 "
* 2 05 "		152.7	Lv	100		* 1 28 "
* 2 24 "		160.5	Ar	1,025		* 1 09 "
2 29 "		162.2	Lv	100		1 05 "
2 52 "		171.4	Ar	200		12 44 "
3 17 "		181.0	Lv	500		11 20PM
3 31 "		185.1	Ar	175		11 57AM
4 01 "		195.6	Lv	3,250		11 31 "
4 31 "		206.3	Ar	3,250		11 05 "
5 10 "		219.6	Lv	1,200		10 35 "
6 05 "		219.6	Ar	425		10 20 "
* 6 21 "		226.0	Lv	600		* 9 58 "
* 6 43 "		235.0	Ar	200		* 9 35 "
* 6 56 "		241.0	Lv	247		* 9 20 "
7 08 "		245.7	Ar	25		* 9 09 "
7 34 "		255.8	Lv	225		8 43 "
7 51 "		263.4	Ar	25		8 24 "
8 09 "		270.9	Lv	25		8 06 "
8 36 "		281.8	Ar	700		7 39 "
9 05 "		292.5	Lv			7 12 "
9 40PM		303.7	Ar			6 45AM

WELLINGTON BRANCH

READDOWN		TABLE 77 Aug. 6, 1916. American Express. (W. F. & N. W. Ry.)		Popula- -tion.	READ UP	
No. 5 Daily	Miles	Lv	Ar		No. 6 Daily	No. 6 Daily
10 30AM	0	Lv	Ar	5,000	4 50PM	
* 10 49 "	7.2			25	* 4 30 "	
11 11 "	14.9			750	4 10 "	
* 11 31 "	22.4			25	* 3 49 "	
11 47AM	26.9			600	3 36 "	
12 12PM	35.1			2,000	3 13 "	
12 40 "	44.0				2 47 "	
* 12 59 "	50.7				* 2 28 PM	
1 15PM	57.1	Ar	Lv	576	2 10PM	

NEWCASTLE BRANCH

READDOWN		TABLE 78 Aug. 6, 1916. American Express. (M. K. & T. Ry. of Texas)		Popula- -tion.	READ UP	
No. 55 Frt. Ex. Sub.	No. 7 Daily	Miles	Lv		No. 8 Daily	No. 56 Frt. Ex. Sun.
6 45AM	2 30PM	0	Lv	11,499	11 00AM	4 45PM
* 7 15 "	* 2 51 "	6.9	Ar	25	* 10 38 "	* 4 00 "
* 7 35 "	* 3 07 "	12.6	Lv	825	10 22 "	* 3 35 "
* 7 48 "	* 3 16 "	15.7	Ar	1,095	10 13 "	* 3 16 "
8 55 "	3 44 "	25.5	Lv	100	9 44 "	2 20 "
9 25 "	4 08 "	33.5	Ar	100	9 25 "	* 1 50 "
* 9 35 "	* 4 17 "	36.7	Lv	550	* 9 15 "	* 1 40 "
10 30 "	4 36 "	43.4	Ar		8 55 "	1 15 "
10 55 "	4 55 "	49.0	Lv		8 35 "	12 40 "
11 30AM	5 15PM	55.9	Ar		8 15AM	12 15PM

*Stop on signal.

||Meal Station.

¶Stations where through tickets are sold.

Gulf, Colorado & Santa Fe R'y.

F. G. PETTIBONE, Vice President and General Manager Galveston, Tex.
 W. S. KEENAN, General Passenger Agent Galveston, Tex.
 F. F. ADAMS, Ass't Gen'l Passenger Agent Galveston, Tex.
 F. S. HERSHEY, General Freight Agent Galveston, Tex.
 F. R. DALZELL, Ass't Gen'l Freight Agent Galveston, Tex.

GALVESTON AND PURCELL.

THE NEW HOTEL BRISTOL AND ANNEX

'IN THE HEART OF HOUSTON'—FIREPROOF.
 232 ROOMS, 140 WITH PRIVATE BATHS.
 EUROPEAN \$1.00 TO \$3.00 PER DAY.

READ DOWN				TABLE 79		READ UP				
No. 14	No. 16	No. 18	No. 6	Miles	April 30, 1916.	Popula-	No. 5	No. 17	No. 15	No. 13
Daily	Daily	Daily	Daily		(Wells Fargo Ex.)	-tion.	Daily	Daily	Daily	Daily
AM	PM	PM	AM				PM	AM	AM	PM
	5 32	7 45	6 30	.0	Lv. * GALVESTON. Ar.	41,076	9 55	9 25	10 15	
	* 5 51			6.9	Virginia Point.				* 9 50	
	6 08		7 03	14.7	Hitchcock	300	9 25		9 40	
	6 22		7 10	18.7	Alta Loma	150	* 9 18		* 9 32	
	6 30		7 14	21.1	Arcadia	168	* 9 14		* 9 26	
	6 38		7 21	24.2	Algoa	80	9 08		9 20	
8 00	7 00	8 42	7 31	29.2	Lv. * ALVIN. Ar.	1,453	9 00	8 34	9 10	8 20
7 00			9 30	53.2	Lv. * HOUSTON. Ar.	108,172	7 50	7 30		9 20
7 44			8 30	29.2	Ar. * ALVIN. Lv.	1,453				8 42
* 8 12	* 7 12			36.5	Lv. Manvel. Lv.	113			* 8 47	* 8 09
* 8 25	* 7 23			43.5	Arcoala	76			* 8 35	* 7 53
* 8 30	* 7 30			44.8	Duke	26			* 8 30	* 7 50
* 8 40	* 7 40			50.9	Thompsons	104			* 8 20	* 7 40
* 8 43	* 7 52				Booth	50			* 8 10	* 7 30
* 8 55	* 8 02			59.0	Crabb				* 8 03	* 7 20
* 9 05	* 8 12			63.9	Richmond	1,371			7 55	7 09
9 15	8 22			66.3	Ar. * ROSENBERG. Lv.	1,198			7 50	7 00
	* 8 35	* 9 40	* 9 40	66.3	Lv. * ROSENBERG. Ar.	1,198	* 6 35	6 20	7 30	7 00
	* 8 43	* 9 50	* 9 50	72.0	Dyer		* 6 22		* 7 20	
	* 9 00	* 10 10	* 10 10	76.6	Orchard	200	* 6 16		7 13	
	* 9 25	11 00	10 10	82.5	* Wallis	675	* 6 05	5 50	6 59	
	* 9 40		10 17	87.6	Elpleasant		* 5 56		* 6 46	
	10 00	11 25	10 29	94.9	* Sealy	1,225	5 43	5 33	6 32	
	10 10	11 25	10 29	94.9	* Sealy	1,225	5 43	5 33	6 32	
	10 25		10 39	100.8	Peters	93	5 30		* 6 20	
	10 55	11 55	11 02	108.3	* Bellville	1,076	5 06	5 00	5 55	
	* 11 10		11 15	116.7	* Kenney	202	4 48		* 5 41	
	11 32	12 27	* 11 23	120.7	Phillipsburg		* 4 38			
	* 11 50		11 35	126.5	* Brenham	4,718	4 25	4 23	5 19	
			11 53	136.3	Gay Hill	216	4 06		* 4 56	
			* 11 58	138.2	Quarry	62	* 4 01			
AM	12 05	12 50	12 10	141.9	Ar. Somerville. Lv.	950	3 54	3 49	4 42	PM 8 45
6 15	12 05	12 50	12 35	141.9	Lv. Somerville. Ar.	950	3 54	3 49	4 42	8 35
6 25	* 12 12		12 43	145.4	Lyons	459	* 3 44		4 42	* 8 16
* 6 44			* 12 54	151.9	Davidson		* 3 33			* 7 57
7 03	12 40	1 25	* 1 08	158.2	* Caldwell	1,476	3 22	3 20	4 09	7 36
7 24	* 12 52		* 1 22	165.3	Chriesman	150	3 05		* 3 52	* 7 22
* 7 38			* 1 28	170.2	Elevation		* 2 56			* 7 08
* 7 52	1 12	1 55	* 1 42	174.9	Ar. * MILANO. Lv.	481	2 47	2 50	3 30	* 6 57
* 7 52	1 12	2 15	* 1 42	174.9	Lv. * MILANO. Ar.	481	2 47	2 45	3 30	* 6 48
* 8 03				177.9	Arion					* 6 27
* 8 12			* 1 55	184.0	Hoyle	25	* 2 30		3 07	* 6 10
* 8 33	1 36	2 42	* 2 19	188.6	* Cameron	3,263	2 19	2 15	* 2 50	* 5 39
* 8 50	* 1 48		* 2 31	194.3	Pettibone		* 2 02		* 2 35	* 5 16
* 8 59	* 1 57		* 2 36	197.8	Buckholts	500	1 55		2 18	5 00
9 21	2 18		* 2 50	205.2	Rogers	1,275	1 41		2 01	4 50
9 40	* 2 32		* 3 07	212.9	Heidenheimer	249	1 25		* 2 01	5 16
10 00	2 50	3 35	* 3 20	218.8	Ar. * Temple. Lv.	13,104	1 15	1 15	1 50	5 00
7 00	3 00	3 45	* 3 30	218.8	Lv. * Temple. Ar.	13,104	12 50	1 05	1 40	10 00
7 15	* 3 12		* 3 42	225.9	Pendleton	210	12 38		* 1 22	9 45
7 31	3 26		* 3 58	234.0	* Moody	983	12 22		1 07	9 30
7 50	3 45		* 4 20	243.9	Ar. * McGregor. Lv.	1,864	12 01		12 47	9 10
8 45				263.2	Ar. Waco. Lv.	45,237				8 15
7 00				263.2	Lv. Waco. Ar.	45,237				10 00
7 50	3 45		* 4 20	243.9	Lv. McGregor. Ar.	1,864	12 01		12 47	9 10
8 02	* 3 58		* 4 35	250.6	Crawford	516	11 44		* 12 30	8 54
8 17	* 4 13		* 4 52	259.9	Valley Mills	708	11 26		* 12 16	8 36
8 40	4 34	5 10	* 5 14	271.0	* Clifton	1,137	11 07	11 36	11 56	8 17
8 56	* 4 52		* 5 30	281.2	Meridian	718	10 46		* 11 38	7 56
9 10	5 12		* 5 48	288.3	* Morgan	831	10 31		* 11 22	7 41
9 23	* 5 26		* 6 02	295.5	Kopperl	329	10 16		* 11 04	7 26
9 38	5 42		* 6 17	303.6	Blum	600	10 02		* 10 52	7 12
9 50	* 5 58		* 6 29	310.1	Rio Vista	375	9 50		* 10 41	7 00
10 10	6 20	6 30	* 6 45	318.0	Ar. * Cleburne. Lv.	11,878	9 30	10 15	10 30	6 45
10 20		6 55	* 7 10	318.0	Lv. * Cleburne. Ar.	11,878	9 05	9 55		6 20
10 34			* 7 26	325.8	Joshua	482	* 8 48			6 04
10 48			* 7 39	334.2	Crowley	275	* 8 29			5 47
* 11 00				341.4	Seminary Hill					* 5 33
				342.8	Bird's Siding					
11 15	8 05	8 10	346.1	Ar. * FT. WORTH. Lv.	99,528	7 55	9 00			5 20

(Train No. 12 Daily.)

(Train No. 11 Daily.)

* Stop on signal.

|| Meal Station.

¶ Stations where through tickets are sold.

(Cont'd top of page 62)

Gulf, Colorado & Santa Fe R'y—Con'd

GALVESTON AND PURCELL—CONTINUED.

READ DOWN			Miles	TABLE 80 April 30, 1916. (Wells Fargo Ex.)		Popula- -tion	READ UP		
No. 12 Daily.	No. 18 Daily.	No. 6 Daily.		No. 6 Daily.	No. 17 Daily.		No. 11 Daily.		
A. M.	A. M.	P. M.				A. M.	P. M.	P. M.	
11 30	8 30	8 25	346.1	Lv. FORT WORTH. Ar.	99,528	7 10	7 50	5 00	
11 40			349.3	North Ft. Worth.				4 49	
11 52			354.4	Saginaw	83		6 50	4 39	
12 07		* 9 03	362.5	Haslet	175		6 33	4 25	
12 22		* 9 20	371.1	Justin	476		6 18	4 10	
12 33		* 9 35	377.8	Ponder	250		6 05	3 56	
12 44		* 9 50	384.1	Krum	550		5 54	3 46	
1 00		10 10	392.7	Sanger	1,600		5 40	3 31	
1 16		*10 27	401.3	Valley View	675		* 5 26	3 14	
1 35	10 25	10 50	411.3	Ar. Gainesville. Lv.	7,624	5 10	5 55	2 55	
1 55	10 30	10 55	411.3	Lv. Gainesville. Ar.	7,624	5 05	5 50	2 35	
2 24	*10 59	*11 28	423.6	Thackerville	154	4 33	* 5 20	2 00	
2 42	11 20	11 52	433.7	Marietta	1,546	4 18	5 00	1 40	
* 2 58	*11 36	*12 10	443.4	Overbrook	110	3 57	* 4 42	* 1 22	
3 16	11 55	12 30	451.0	Ardmore	10,165	3 42	4 27	1 03	
3 34	*12 15	*12 50	460.9	Berwyn	378	3 21	* 4 05	12 43	
3 56	*12 35	* 1 12	470.1	Dougherty	278	3 03	* 3 55	12 15	
4 15	12 51	1 42	478.4	Davis	1,416	2 46	3 09	11 55	
4 29	1 08	2 05	488.6	Wynnewood	2,002	2 29	2 50	11 35	
4 44	1 22	2 23	496.1	Paul's Valley	2,689	2 15	2 33	11 20	
5 02	* 1 40	* 2 37	503.2	Paoli	339	2 00	* 2 18	11 04	
5 17	* 2 00	* 2 51	510.8	Wayne	332	1 45	* 2 00	10 48	
5 35	2 15	3 05	518.0	Ar. PURCELL. Lv.	2,740	1 30	1 42	10 30	
7 50	7 00	7 00		Ar. KANSAS CITY. Lv.	281911	9 10	10 00	9 45	
9 00	9 00	9 15		Ar. CHICAGO	2393325	6 00	9 50	9 50	
P. M.	P. M.	A. M.				P. M.	A. M.	A. M.	

GALVESTON AND HOUSTON.

READ DOWN					Miles	TABLE 81 April 30, 1916. W. F. EXPRESS		Popula- -tion	READ UP				
No. 6 Daily.	No. 2 Daily.	No. 18 Daily.	No. 8 Sun. Only.	No. 4 Sun. Only.		No. 1 Daily.	No. 5 Daily.		No. 17 Daily.	No. 3 Sun. Only.	No. 7 Sun. Only.		
A. M.	P. M.	P. M.	P. M.	A. M.	A. M.	P. M.	A. M.	P. M.	P. M.				
6 30	1 30	7 45	10 15	9 30	0.0	GALVESTON	41,076	8 45	9 55	9 25	7 15	2 45	
7 03	2 00			10 00	14.7	Hitchcock	300	8 14	9 25		6 43		
7 10	2 07			10 06	18.7	Alta Loma	150	8 03	9 18		6 36		
7 14	2 12			10 10	21.1	Arcadia	168	7 58	9 14		6 30		
7 21	2 20			10 17	24.7	Algoa	80	7 52	9 08		6 20		
7 31	2 30	8 42	11 03	10 30	29.2	Alvin	1,453	7 44	9 00	8 34	6 11	2 03	
* 7 36	* 2 37			*1037	33.2	Hastings		* 7 36	* 8 50		* 6 04		
7 47	2 47			10 47	38.9	Pearland	136	7 25	* 8 39		5 54		
* 7 53	* 2 52			*1053	43.4	Mykawa	25	* 7 18	* 8 33		* 5 48		
8 15	3 15	9 20	11 40	11 55	50.0	HOUSTON	108,172	7 00	8 15	7 55	5 30	1 30	

SEALY TO MATAGORDA

READ DOWN			Miles	TABLE 82 April 30, 1916. (Wells Fargo Exp.)		Popula- -tion	READ UP	
No. 111 Daily Ex. Sun.	No. 115 Daily			No. 116 Daily	No. 112 Daily Ex. Sun.			
	7 15AM	.0	Lv. SEALY	Ar.	1,225	6 00PM		
	* 7 45	9.1	Orange Hill			* 4 34		
	* 7 48	10.0	Beard			* 4 31		
	8 08	18.4	Ar. Eagle Lake	Lv.	1,717	4 12		
9 30AM	8 13	18.4	Lv. Eagle Lake	Ar.	1,717	4 07	1 35PM	
9 45	* 8 19	18.5	Lakeside		60	* 4 01PM	1 20	
9 55		19.3	Ar. Rayner	Lv.			1 10PM	
	9 55AM	19.3	Lv. Rayner	Ar.			1 10PM	
	10 50	26.8	Eldridge		25		11 50AM	
	11 10AM	28.9	Ar. Garwood	Lv.			11 30AM	
	8 30AM	22.7	Lv. Matthews	Ar.	136	3 49PM		
	* 8 37	25.0	McDow			* 3 42		
	8 45	27.8	Bonus		63	3 36		
	* 8 48	29.2	Nedra			* 3 33		
	8 56	32.4	Egypt		25	3 25		
	9 09	37.0	Glen Flora		500	3 13		
	9 28	43.2	Wharton		1,505	2 55		
	9 48	51.5	Lane City		160	2 50		
	10 04	56.3	Magnet			2 17		
	*10 14	60.4	McCroskey			* 2 05		
	*10 19	62.7	Chalmers			* 1 59		
	10 35	68.6	Bay City		3,156	1 45		
	*10 53	75.6	Sims			* 1 22		
	11 05	78.1	Wadsworth		60	1 09		
	*11 17	83.3	Stewart			*12 59		
	*11 24	85.0	Big Hill			*12 52		
	11 40AM	90.0	Ar. MATAGORDA	Lv.	482	12 40PM		

*Stop on signal.

||Meal Station.

||Stations where through tickets are sold.

Gulf, Colorado & Santa Fe R'y—Con'd.

GALVESTON - BEAUMONT - LONGVIEW.

READ DOWN			TABLE 83. April 30, 1916. Wells Fargo Exp.			READ UP		
No. 218 Daily	No. 204 Mxd. Daily	No. 242 Daily	Miles	Population	No. 241 Daily	No. 217 Daily	No. 203 Mxd. Daily	
		PM 540	0.0	Lv. GALVESTON Ar.	41,076	AM 1145		
		647	6.2	Port Bolivar	83	1043		
		* 700	12.0	Flake		*1030		
		* 709	15.8	Patton		*1021		
		* 722	23.7	Caplen	30	*1006		
		* 726	25.1	Roll Over		*1001		
		740	32.8	High Island	78	945		
		* 764	39.9	Whites Ranch		* 927		
		* 801	43.4	Sea Breeze		* 918		
		813	48.2	Stowell	176	908		
		820	50.3	Winnis	125	903		
		833	55.7	Hamshire	31	852		
		* 840	58.0	Morey		* 845		
		850	61.5	Fannett	80	836		
		903	66.5	Cheek	25	824		
		* 912	69.6	Brooks		* 817		
		* 917	71.3	Walden		* 812		
		AM 930	75.7	Ar. Beaumont. Lv.	26,572	PM 800	PM 630	
415	700	930	75.7	Lv. Beaumont. Ar.	26,572	335	1245	
425	710	940	77.1	Calder Ave.		325	1235	
* 440	* 725	PM 1112	84.1	Voth	125	AM 1221	* 608	
* 443	* 730	* 1115	85.3	Loeb		* 306	* 603	
* 453	* 740	* 1125	89.7	Lumberton		* 256	* 1207	
* 457	* 745	* 1130	91.7	Fletcher		* 252	* 1202	
510	800	1145	96.9	Ar. Silsbee. Lv.	300	240	1150	
		1205	96.9	Lv. Silsbee. Ar.	300	235	AM 535	
		* 1210	99.6	Lillard		* 230		
		* 1217	102.2	Evadale		* 223		
		* 1223	106.0	Quinn		* 217		
		1235	112.3	Buna	160	205		
		1239	114.3	Bessmay	850	201		
		* 1250	119.4	Le Verte		* 150		
		100	123.9	Call Junction		140		
		120	128.9	Kirbyville	1,000	125		
		* 129	132.0	Bonami	35	* 1252		
		143	138.4	Roganville	200	1240		
		208	149.5	Jasper	473	1215		
		* 218	154.4	Collins		* 1202		
		* 233	160.2	Horton		* 1150		
		240	163.3	Browndell		1140		
		247	166.6	Ar. Brookeland. Lv.	500	1135		
		302	173.4	Lv. Brookeland. Ar.	500	1135		
		319	180.7	Pineland	100	1120		
		* 330	185.7	Bronson	550	1101		
		* 340	190.9	Rebecca		* 1050		
		355	196.4	Venable		* 1039		
		* 415	204.4	San Augustine	1,204	1025		
		422	207.3	Duff		* 1003		
		443	215.8	Neuville	450	955		
		443	215.8	Ar. Center. Lv.	1,684	938		
		443	215.8	Lv. Center. Ar.	1,684	938		
		* 457	222.5	Flat Fork		* 920	No. 274	
No. 271	No. 273	* 512	227.5	Ar. Tenaha. Lv.	491	905	Mxd. Ex.	
Mxd. Ex.	Mxd. Ex.	* 512	227.5	Lv. Tenaha. Ar.	491	905	Mxd. Ex.	
Sub.	Sub.	* 527	232.5	Saxet		* 851	Sub. Sub.	
		540	237.7	Ar. Gary. Lv.	341	840		
		AM 900	0.0	Lv. Gary. Ar.	341	AM 445	AM 840	
* 920	* 550	PM 940	8.4	Trabue		* 425	* 830	
1015		PM 940	8.9	Timpson	1,528	400	815	
1030			15.9	Silas	80	1250	AM	
1055			18.5	Stockman	27	1235		
1120			23.9	Waterman	476	1210		
		PM 1120	27.5	Ar. Grigsby. Lv.	80	AM 1145		
		540	237.7	Lv. Gary. Ar.	341	840	AM	
		* 550	240.1	Murvaul	141	* 830	AM	
		610	247.7	Carthage	1,350	812		
		635	257.4	Beckville	606	749		
		652	263.9	Tatum	425	730		
		702	267.5	Flanagan	68	719		
		* 716	271.2	Easton		* 710		
		* 720	273.1	Tallys	25	* 705		
		* 730	277.3	Woodall		* 657		
		745	283.8	Ar. LONGVIEW. Lv.	5,155	645		
		PM				AM		

*Stop on signal.

||Meal Station.

¶Stations where through tickets are sold.

Gulf, Colorado & Santa Fe R'y—Con'd.

SOMERVILLE AND BEAUMONT.

READ DOWN		TABLE 84 April 30, 1916. (Wells-Fargo Ex.)		READ UP	
No. 205 Mix. Da.	No. 217 Daily	Miles	Popula- -tion.	No. 218 Daily	No. 206 Mix. Da.
4 45PM	5 30AM	.0	Lv. SOMERVILLE... Ar.	950	11 55AM
*5 02"	5 56"	5.5	Scotfield		*11 30"
*5 22"	6 09"	11.9	Clay	120	11 05"
*5 30"	6 16"	14.2	Sand Pit		*10 55"
*5 48"	6 36"	18.4	Allenfarm	67	10 40"
*6 00"	6 57"	22.6	Herrington		*10 53"
*6 25"	7 02"	28.2	Navasota	3,284	10 42"
*6 45"	7 11"	33.3	Wood		* 9 40"
7 05"	* 6 57"	37.8	Yarboro	83	*10 20"
7 15"	* 7 02"	40.5	Stoneham	100	*10 11"
7 30"	7 24"	43.5	Plantersville	207	10 02"
7 50"	7 45"	49.1	Bobville	180	9 48"
8 15"	8 05"	55.6	Montgomery	672	9 29"
8 35"	* 8 11"	60.6	Keenan	172	9 10"
*8 42"	8 31"	63.5	Honea	24	* 9 02"
*8 55"	* 8 36"	67.3	Leonidas		* 7 00"
9 15PM	8 45"	72.2	Conroe	1,374	8 44"
	* 8 52"	74.3	Beach		* 8 34"
	* 8 55"	79.2	Waukegan		8 24"
	* 9 05"	83.1	Timber		* 8 13"
	9 18"	85.0	Security		* 8 06"
	* 9 29"	89.8	Fostoria	150	7 53"
	* 9 34"	95.0	Cleveland	800	7 40"
	9 42"	100.3	Pelican	25	* 7 28"
		102.3	Hightower		* 7 24"
		105.5	Rayburn	80	* 7 17"
		109.6	Big Creek		
	9 55"	111.2	Romayor		7 02"
No. 203 Mixed Daily	10 02"	114.2	Milvid		6 53"
	*10 07"	116.2	Rye		* 6 49"
	10 11"	117.7	Fuqua		6 46"
	10 18"	121.6	Votaw		6 36"
	10 32"	128.2	Bragg		6 22"
* 4 35PM	*	133.5	Lelavale		
* 4 46"		135.7	Honey Island		
*		138.4	Dies		
* 4 58"	11 07"	143.3	Kountze	342	5 49"
5 10"		148.3	Fresenius		
* 5 20"		152.2	Silsbee	300	5 30"
5 30"	11 30AM	152.2	Silsbee	300	5 30"
6 30PM	12 45PM	173.2	Ar. BEAUMONT... Lv.	26,572	4 15PM
					7 00AM

BEAUMONT DIVISION—SARATOGA DISTRICT.

READ DOWN		TABLE 85 April 30, 1916. (Wells, Fargo Express.)		READ UP	
No. 225 Mixed Daily	No. 223 Mixed Daily	Miles	Popula- -tion.	No. 224 Mixed Daily	No. 226 Mixed Daily
11 00AM	9 00AM	.0	Lv. BRAGG... Ar.	4 30PM	10 15AM
*11 35"	* 9 20"	7.4	Dearborn	* 4 05"	* 9 55"
11 45AM	9 30AM	9.1	Ar. SARATOGA... Lv.	4 00PM	9 45AM

BEAUMONT-OAKDALE.

READ DOWN		TABLE 86. April 30, 1916. (Wells, Fargo Exp.)		READ UP	
No. 292 Daily	Miles	Popula- -tion.	No. 291 Daily		
10 50AM	.0	Lv. BEAUMONT... Ar.	26,582	3 35PM	
* 1 30PM	52.8	Lv. Kirbyville... Ar.	1,000	12 25"	
* 1 45"	57.9	Bleakwood		*12 05PM	
* 1 55"	61.0	Bencini	100	*11 50AM	
2 15"	68.6	Bonwier		11 37"	
* 2 35"	75.3	Merryville		11 22"	
* 2 50"	80.3	Neale		*11 07"	
* 2 58"	83.9	Pujo		*10 59"	
* 3 05"	86.3	Shear		*10 55"	
* 3 20"	92.4	De Ridder	3,000	10 35"	
* 3 35"	92.4	De Ridder	3,000	10 35"	
* 3 40"	94.4	Ikes		10 18"	
* 3 43"	95.5	Chasmore		*10 15"	
* 3 55"	103.2	Markee		*10 00"	
4 15"	109.7	Cravens		9 40"	
4 23"	112.1	Nitram		9 30"	
4 31"	115.9	Pitkin		9 15"	
* 4 40"	119.0	Dido	311	* 9 05"	
* 4 45"	120.2	Herbert		* 9 00"	
5 00"	125.5	Elizabeth		8 50"	
5 30PM	134.8	Ar. OAKDALE... Lv.	372	8 30AM	

*Stop on signal.

#Meal Station.

¶Stations where through tickets are sold.

Gulf, Colorado & Santa Fe R'y—Con'd.

TEMPLE & SAN ANGELO

READ DOWN				Miles	TABLE 87		Popula- -tion.	READ UP			
No. 53 Mixed Daily	No. 79 Cal.Spl. Daily	No. 75 Daily	No. 77 Daily		Oct. 24, 1915. (Wells Fargo Ex.)			No. 70-76 Daily	No. 78 Daily	No. 80 Cal.Spl. Daily	No. 84 Mixed Daily.
	PM		AM	0.0	Lv. Temple	13,104	PM	AM	AM		
	3 40	3 55	4 15	8.0	Belton	4,164	12 30	12 30	12 45		
	4 01	4 20	4 36	10.9	Stone Siding		12 09	12 04	12 18		
		4 32	* 5 03	17.4	Nolanville	138	* 11 52				
		4 56	5 19	25.2	Killeen	1,265	11 42	* 11 34			
		5 19	5 42	35.8	Copperas Cove	600	11 29	11 19			
		5 32	* 6 02	44.8	Kempner	125	10 50	* 10 37			
	5 28	6 00	6 35	56.4	Ar. Lampasas	2,119	10 18	10 18	10 44		
	5 28	6 00	6 35	56.4	Lv. Lampasas	2,119	10 18	10 08	10 44		
		* 6 49		65.0	Ogles	25	* 9 56				
	AM	6 06	7 06	73.3	Ar. Lometa	550	9 40	9 32	10 12	PM	
10 15	PM		AM	0.0	Lv. Lometa	550	AM	PM	PM	5 20	
* 10 50				10.9	Chadwick					* 4 35	
* 11 15				16.9	Darnoc					* 4 10	
11 40				24.7	Ar. San Saba	1,200				3 40	
12 45				24.7	Lv. San Saba	1,200				2 40	
1 10				32.6	Algerita					2 10	
1 40				39.5	Richland Spgs.	475				1 40	
2 05				46.0	Hall					1 15	
* 2 20				49.7	Sellman					* 1 00	
* 2 45				56.5	Satuit					* 12 40	
3 15				66.0	Ar. Brady	2,669				12 10	
5 00				68.0	Lv. Brady	2,669				9 10	
* 5 15				69.7	Niblock					* 8 50	
5 35				76.4	Whiteland					8 32	
6 00				82.1	Melvin	80				8 10	
* 6 25				90.2	Ar. Welview					* 7 45	
6 50	PM		AM	98.0	Ar. Eden	450	AM	PM	PM	7 20	
		* 7 23	* 7 45	81.7	Antelope Gap		* 9 24	* 9 13		AM	
	6 46	7 51	8 12	95.0	Goldthwaite	1,129	8 58	8 47	9 32		
		8 23	8 34	105.3	Mullen	475	8 34	8 23			
		8 50	9 00	117.9	Zephyr	350	8 08	7 58			
		* 9 03		124.0	Ricker		* 7 53				
	8 00	9 20	9 30	130.0	Ar. Brownwood	6,967	7 40	7 25	8 25		
	8 25	9 40	9 55	130.0	Lv. Brownwood	6,967	12 30	7 00	8 00		
		10 00	10 20	139.6	Bangs	512	12 04	6 36			
		10 25	10 45	151.4	Santa Anna	1,453	11 39	6 11			
	9 25	10 47	11 10	160.0	Ar. Coleman	3,046	11 10	5 42	7 00		
				0.0	Lv. Coleman	3,046	AM	PM		7 00	
	* 9 33			4.6	Hamrick					* 6 46	
	9 40			8.5	Rock Crusher					6 40	
	9 50			12.7	Silver Valley	250				6 33	
	10 03			18.3	Novice	275				6 21	
	10 15			24.7	Goldsboro	150				6 09	
	10 28			31.3	Lawn					5 58	
	10 40			37.8	Tuscola	49				5 49	
	10 51			42.1	Buffalo Gap	249				5 38	
	11 04			48.4	View					5 27	
	* 11 15			53.9	Cozart					* 5 18	
	* 11 27			60.1	Blair	25				* 5 09	
	* 11 37			65.1	Toland					* 5 01	
	* 11 47			70.2	Herndon					* 4 53	
	* 11 58			76.3	Tecific					* 4 44	
	12 20	PM	PM	84.5	Ar. Sweetwater	4,176	AM	PM		4 30	
	AM	11 38	12 06	166.6	Valera	225	10 30	4 59		PM	
		12 04	12 30	176.2	Talpa	425	10 08	4 37			
		* 12 23	* 12 48	184.0	Benoit	25	* 9 52	* 4 14			
		12 47	1 10	192.2	Ar. Ballinger	3,536	9 32	3 55			
	No. 91	No. 81		192.2	Lv. Ballinger	3,536	9 32	3 55	No. 82	No. 92	
	Mix. Da.	Mix. Da.		200.8	Rowena	525	9 12	3 33	Mix. Da.	Mix. Da.	
	Ex. Sun.	Ex. Sun.	1 35	209.4	Ar. Miles	1,302	8 53	3 14	Ex. Sun.	Ex. Sun.	
2 15	5 15			0.0	Lv. Miles	1,302			1 30	4 55	
2 35				6.6	Lowake					4 30	
2 55				14.6	Sims Valley					4 10	
3 10				17.0	Ar. Paint Rock	800				4 00	
	No. 89	5 45	* 2 01	218.4	Harriett		* 8 34	* 2 54	1 05	No. 90	
	Mix. Da.	6 15	2 30	227.4	Ar. San Angelo	10,321	8 15	2 35	12 30	Mix. Da.	
	Ex. Sun.		2 35							Ex. Sun.	
	6 45	PM	AM	0.0	Lv. San Angelo	10,321	AM	PM	PM	12 01	
* 7 03				4.6	Pulliam					* 11 35	
* 7 16				8.8	Turnerdale					* 11 20	
7 30				14.6	Carlsbad					11 05	
7 50				21.2	Water Valley	132				10 45	
* 8 15				30.7	Broome					10 15	
8 40				41.4	Ar. Sterling City	532				9 45	

*Step on signal.

||Life 1 Station.

¶Stations where through tickets are sold.

Gulf, Colorado & Santa Fe R'y—Con'd.

CLEBURNE AND PARIS

READ DOWN					Miles	TABLE 88 April 30, 1916. (W. F. Ex.)	Popula- -tion.	READ UP				
No. 59 Daily	No. 63 Daily	No. 65 Daily	No. 67 Daily	No. 68 Daily				No. 62 Daily	No. 66 Daily	No. 64 Daily	No. 60 Daily	
PM	AM	PM	PM	AM			PM	PM	AM	PM	AM	
	10 30	7 15		6 45	0.0	lv CLEBURNE	11,878	10 00		9 15	6 15	
	*10 39	*7 25			4.2	Keene	500			*9 06	*6 04	
		*7 28			6.0	Meredith				*9 03		
	10 54	7 47		7 09	12.7	Alvarado	1,155	9 33		*8 49	5 46	
	*11 01	*7 57			18.1	Trueloves				*8 39	*5 36	
	11 09	8 06		*7 24	19.6	Venus	495	*9 19		*8 32	5 30	
	*11 17	*8 14			22.6	Wyatt	44			*8 25	*5 23	
	11 28	8 26		7 40	26.9	Midlothian	868	9 01		8 15	5 13	
	11 44	8 46		7 55	34.6	Cedar Hill	242	*8 46		7 55	4 56	
	11 55	9 00		*8 05	40.1	Duncanville	160	*8 34		7 41	4 45	
	*12 06				44.4	Eleanor				*7 28	*4 35	
	*12 08	*9 11			45.7	Hale				*7 19	*4 32	
	*12 17	*9 19			49.5	Oak Cliff	7,000			*7 19	*4 24	
	12 35	9 40		8 40	53.7	Ar. DALLAS Lv.	118,482	8 00		7 05	4 10	
9 00	PM	PM	4 20	10 00	53.7	lv DALLAS Ar.	118,482	7 00	12 20	AM	PM	7 15
			4 50		60.3	Reinhardt	87			11 45		
			5 02	*10 40	66.6	Garland	804	*6 17	11 30			
			5 12		71.2	Sachse	81		11 15			
			5 20	10 59	75.8	Wylie	620	5 59	10 59			
			*5 30		80.6	Clear Lake	100		*10 47			
			5 40	*11 22	84.3	Copeville	204	*5 40	10 37			
			5 55	11 37	91.0	Farmersville	1,848	5 26	10 24			
			6 12		96.8	Merit	322		10 07			
			6 31	12 07	104.4	Celeste	821	4 55	9 50			
			6 50	12 27	113.2	Wolfe City	1,402	4 35	9 33			
			7 10	12 44	121.5	Ladonia	1,293	4 16	9 15			
			7 22	*12 57	127.5	Pecan Gap	625	*4 02	9 04			
			7 34	*1 08	132.9	Ben Franklin	400	*3 47	8 53			
			7 50	1 21	138.5	Roxton	750	*3 33	8 41			
			8 05		143.7	Ambia	64		8 30			
			8 20	1 45	151.1	Ar. PARIS Lv.	12,275	3 10	8 15			3 55
12 20	AM		PM	PM								

“The Mecca of the South”

THE ORIENTAL

DALLAS, TEXAS

In the Center of the Commercial Activity

OTTO HEROLD, Manager

Refurnished and Remodeled Completely
Ask the Traveling Man About Our Table

American Plan \$2.50 per day and up
European Plan \$1.00 per day and up

Gulf, Colorado & Santa Fe R'y—Con'd.

HONEY GROVE BRANCH.

READ DOWN			Miles	TABLE 89		Popula- -tion.	READ UP	
No. 311 Mix. Da.	No. 57 Mix. Da.			April 30, 1916. (Wells, Fargo Exp.)			No. 58 Mix. Da.	No. 312 Mix. Da.
7 20PM	12 50PM	0	Lv.....	ADONIA....Ar.	1,293	8 55AM	4 05PM	
8 00PM	1 30PM	11 6	Ar.	HONEY GROVE Lv.	2,300	8 15AM	3 20PM	

WEATHERFORD BRANCH.

READ DOWN	Miles	TABLE 90		Popula- -tion.	READ UP
No. 41 Ex. Sun.		April 30, 1916. (Wells Fargo Exp.)			No. 42 Ex. Sun.
8 00AM	0	Lv.	CLEBURNE...Ar	11,878	6 35PM
9 00 "	11.3		Godley.....	500	5 35 "
9 50 "	19.4	Ar.	Cresson...Lv	279	4 55 "
9 50 "	19.4	Lv.	Cresson...Ar	279	4 55 "
10 30 "	28.1		Parsons.....	4 10 "	5 00 "
11 15AM	40.1	Ar.	WEATHERFORD Lv	5,074	3 30PM

PORT BOLIVAR IRON ORE RY. CO.

READ DOWN	Miles	TABLE 91		Popula- -tion.	READ UP
No. 41 Ex. Sun.		April 30, 1916. (Wells Fargo Exp.)			No. 281 Ex. Sun.
8 00AM	0	Lv.	LONGVIEW...Ar	5,155	8 00AM
9 00 "	11.3		Nix.....		* 7 35 "
9 50 "	19.4	Ar.	James.....		7 00 "
9 50 "	19.4	Lv.	Ore City...Lv		6 30 "
10 30 "	28.1		Ore City...Ar		6 30 "
11 15AM	40.1	Ar.	Rodden.....		* 6 20 "
			ERO.....Lv		6 00AM

PULLMAN SERVICE

California Special.—Pullman Drawing Room Sleeper between New Orleans and San Francisco via Gulf Coast Lines (Frisco) to Houston—Train No. 6 to Temple—Train No. 79 to Sweetwater; returning on Train No. 80 to Temple—Train No. 17 to Houston.—Gulf Coast Lines (Frisco) to New Orleans.

Trains Nos. 5 and 6.—Pullman Drawing Room Sleeper between Cleburne and Chicago, Cleburne and Oklahoma City. Parlor Cars on Trains No. 5 and 6 between Cleburne and Galveston.

Trains Nos. 11 and 12.—Drawing Room Sleeper between Kansas City and San Antonio.

Train No. 18.—Pullman Drawing Room Sleeper Galveston to Kansas City via Houston, Ft. Worth and Purcell. San Antonio to Kansas City, via Austin, Milano, Ft. Worth and Purcell. Galveston to St. Louis via Houston, Dallas and Frisco Lines. Pullman Sleeper San Angelo to Ft. Worth.

Train No. 17.—Smoking Room Sleeper Ft. Worth to San Angelo. Sleeper Kansas City to Galveston via Purcell, Ft. Worth and Houston, St. Louis to Galveston via Frisco Lines, Dallas and Houston. Kansas City to San Antonio, via Purcell, Ft. Worth, Milano and Austin.

Trains Nos. 67 and 68.—Pullman Drawing Room Sleeper between St. Louis and Galveston via Frisco Lines, Dallas and Houston.

Trains Nos. 77 and 78.—Smoking Room Sleeper between Ft. Worth and San Angelo.

BILLBOARD ASSO

TALK ABOUT

MR. GLANCY

AND




THE MARQUETTE HOTEL

ST. LOUIS

A HOTEL for your Wife, Mother or Sister.

\$100 \$120
WITH BATH
\$22 UP

400
ROOMS

EIGHTEENTH and WASHINGTON AVE.

More people from Texas stop at the Marquette than any other Hotel in St. Louis.

RATES: \$1.50, \$2.00, \$2.50 & \$3.00 with Bath. \$1.00 without Bath.

*Stop on signal.

||Meal Station.

||Stations where through tickets are sold.

Atchison, Topeka & Santa Fe R'y.

F. C. FOX, General Manager Eastern Lines..... Topeka, Kansas
 R. J. PARKER, General Manager Western Lines..... Amarillo, Texas
 W. J. BLACK, Passenger Traffic Manager..... Chicago, Illinois
 J. M. CONNELL, General Passenger Agent..... Topeka, Kansas
 F. B. HOUGHTON, Freight Traffic Manager..... Chicago, Illinois

PURCELL AND ARKANSAS CITY.

READ DOWN					Miles	TABLE 92 July 16, 1916. (Wells Fargo Exp.)	Popula- -tion.	READ UP				
No. 442 Daily	No. 412 Daily	No. 16 Daily	No. 18 Daily	No. 406 Daily				No. 405 Daily	No. 17 Daily	No. 16 Daily	No. 411 Daily	No. 441 Daily
PM	PM	AM	PM	AM		Lv....	2,740	AM	PM	AM	AM	
.....	* 612	600	235	315	0.0	120	120	1130	1020	
.....	618	616	* 252	6.1	403	* 102	1108	*1116	*1006	
.....	632	627	305	343	9.2	3,724	1240	1250	1053	950	
.....	649	643	15.4	225	1035	935	
* 230	* 716	705	345	421	24.1	88,158	1150	1157	1000	900	
* 246	* 742	728	38.3	696	* 940	* 838	*1034	
255	753	740	423	459	40.3	2,090	1115	1129	925	825	
* 302	* 801	* 750	47.2	115	* 915	* 815	*1015	
* 310	* 809	803	52.1	159	905	803	*1006	
320	825	818	500	535	57.3	11,973	1040	1050	850	750	
PM	825	818	500	535	64.6	Ar....	11,973	1040	1050	825	725	
.....	* 835	70.3	Lv....	* 814	AM	
.....	858	526	604	78.5	441	*1008	1020	769	
.....	915	538	* 615	84.6	340	1008	748	
.....	913	945	603	635	95.5	3,133	940	945	728	635	
.....	*1003	104.4	417	* 903	910	* 709	
.....	1015	632	710	110.5	378	* 851	857	645	
.....	1028	* 645	117.0	124	* 630	
.....	1040	124.4	2,521	835	835	622	547	
.....	1010	1052	710	743	128.4	216	* 820	804	604	
.....	1108	* 725	* 800	136.3	1,992	813	810	550	529	
.....	1035	1120	736	810	141.7	280	* 535	
.....	*1135	148.9	6,140	745	745	625	505	
.....	1105	*1150	* 815	* 840	153.9	281911	910	1000	315	945	
.....	750	955	700	700	418.1	Ar....	2393325	600	950	445	950	
.....	900	1115	900	915	876.5	Ar....	

GUTHRIE AND RIPLEY.

READ DOWN			Miles	TABLE 93 July 16, 1916. (Wells Fargo Exp.)	Popula- -tion.	READ UP		
No. 402 Daily	No. 418 Mxd. Dy. Ex. Sun.	No. 410 Daily				No. 409 Daily	No. 417 Mxd. Dy. Ex. Sun.	No. 401 Daily
8 30AM	6 30AM	5 30PM	0.0	Lv....	11,973	10 20AM	4 15PM	8 00PM
* 8 47	* 6 55	* 5 52	8.1	240	* 9 59	* 3 30	* 7 35
8 57	7 18	6 05	13.5	413	9 46	3 00	7 23
9 07	7 40	6 17	18.2	136	9 35	2 30	7 13
9 22	8 00	6 31	23.5	603	9 22	1 45	7 02
9 35	8 30	6 48	30.0	368	9 09	1 15	6 48
* 9 46	* 8 59	* 7 00	34.6	* 8 59	*12 45	* 6 40
10 00AM	9 30AM	7 12PM	40.0	Ar....	8 47AM	12 30PM	6 30PM

PONCA CITY AND ANTHONY.

READ DOWN				Miles	TABLE 94 Aug. 13, 1916. (Wells Fargo Exp.)	Popula- -tion.	READ UP			
No. 534 Mxd Ex Sun	No. 504 Daily Ex Sun	No. 542 Mxd. Daily Ex Sun	No. 508 Daily				No. 507 Daily	No. 511 Mxd. Dy. Ex Sun	No. 503 Daily	No. 533 Mxd. Ex Sun
AM	PM	AM	AM	0.0	Lv....	2,521	PM	AM	AM	AM
.....	1100	715	840	0.0	740	605	1030
.....	*1120	* 730	* 854	5.2	* 720	* 560	*1010
.....	1135	* 740	* 905	9.4	168	* 705	* 540	950
.....	1155	800	925	15.4	Ar....	3,266	645	520	925
.....	1015	15.4	Lv....	3,266	315	900	AM	PM
.....	1110	24.9	277	250	815
.....	1130	28.9	166	240	755
.....	*1155	33.7	140	228	* 730
.....	1235	41.0	1,110	208	650
.....	* 100	46.3	100	165	* 625
.....	140	52.5	405	140	555
.....	* 200	57.5	128	* 525
.....	220	62.5	271	115	500
.....	* 245	68.1	* 102	* 430
.....	315	73.8	Ar....	1,179	1248	400
.....	PM	AM

*Stop on signal.

||Meal Station.

¶Stations where through tickets are sold.

Atchison, Topeka & Santa Fe R'y—Con'd.

ARKANSAS CITY AND PAULS VALLEY.

READ DOWN				Miles	TABLE 95		Population	READ UP			
No. 413 Mixed Daily Except Sunday	No. 417 Mixed Daily Except Sunday	No. 409 Daily	No. 407 Daily		July 16, 1916. (Wells Fargo Ex.)			No. 408 Daily	No. 410 Daily	No. 418 Mixed Daily Except Sunday	No. 414 Mixed Daily Except Sunday
AM			AM		Lv..ARKANSAS CITY..Ar.	6,140	PM		PM		
6 30			8 00	0.0	Chillico	280	7 30		8 25		
6 56			* 8 25	5.0	Newkirk	1,992	* 7 13		8 53		
7 30			8 40	12.2	Mervine	150	6 55		8 25		
8 10			8 50	18.2	Unças	595	6 38		8 08		
8 35			9 00	22.9	Kaw	595	6 28		8 00		
9 12			9 12	28.7	Burbank	225	6 15		* 7 48		
10 00			* 9 28	37.4	Remington	80	6 05		* 7 35		
*10 25			* 9 37	41.6	Fairfax	819	* 5 45		7 17		
11 05			9 53	48.9	Ralston	597	6 30		7 12		
11 40			10 05	54.4	Jobs	289	6 15		7 12		
*12 05	AM	AM	*10 15	59.4	Skedee	2,161	* 5 04	PM	PM		
12 30	7 30	7 11	10 25	63.6	Pawnee	373	4 55	8 53	4 30		
	8 25	7 33	10 45	72.0	Rambo	3,444	4 34	8 25	3 45		
	* 8 55	* 7 49	*11 05	79.8	Glencoe	70	* 4 14	* 8 08	* 2 40		
	9 10	7 56	11 13	83.3	Yost	3,444	4 05	8 00	2 30		
	* 9 30	* 8 06	*11 25	88.3	Stillwater	368	* 3 50	* 7 48	* 1 50		
	10 45	8 23	11 40	95.3	Mehan	368	3 35	7 35	1 25		
	11 15	8 41	11 55	103.4	Ar.....Ripley.....Lv.		3 17	7 17	12 20		
	11 30	8 47	*12 03	105.7			3 10	7 12	12 10		
No. 453 Mix. Ex. Sun.	No. 415 Mix. Da. Ex. Sun.	No. 431 Daily			Lv.....Ripley.....Ar.	368	3 10	No. 432 Daily	No. 416 Mix. Da. Ex. Sun.	No. 454 Mixed Ex. Sun.	
	9 35	10 05	12 23	105.7	Sater			6 30	11 15		
	* 9 47	*10 15	*12 31	108.5	Amabel		* 3 00	* 6 20	*11 00		
PM	10 05	10 30	12 50	109.9	Ar.....Cushing.....Lv.	1,072	2 45	6 00	10 40	PM	
1 00	AM	AM	12 50	116.2	Lv.....Cushing.....Ar.	1,072	2 45	PM	AM	12 45	
1 35			1 05	123.3	Avery	250	2 32			12 05	
2 16			1 21	130.6	Kendrick	221	2 16			11 30	
2 55		No. 301	1 36	137.2	Davenport	394	2 03	No. 302		11 05	
3 35		Mixed	1 50	143.5	Sparks	421	1 50	Daily		10 35	
4 05		Daily	2 01	148.5	Payson	108	1 36	Ex. Sun.	No. 318	10 10	
4 35		Ex. Sun.	2 10	153.2	Meeker	349	1 25	Daily	9 45		
5 10	AM	PM	* 2 23	158.2	Aydelotte		* 1 15	AM	PM	9 30	
6 00	8 50	2 50	2 45	165.9	Shawnee	17,225	1 00	11 40	4 35	9 10	
	* 9 03	* 3 05	PM	168.5	Thackeray		PM	*11 25	* 4 24	AM	
	9 07	3 10		170.3	Tecumseh	1,626		11 20	4 20		
	* 9 20	* 3 25		176.0	Brooksville	50		*10 50	* 4 08		
	9 30	3 58		180.8	McComb	166		10 35	3 58		
	* 9 39	* 4 20		185.0	Tribbey	280		*10 15	* 3 50		
	* 9 51	* 4 40		190.5	Trousdale	130		* 9 51	* 3 40		
	10 03	5 15		196.2	Wanette	677		9 05	3 27		
	10 20	5 45		203.2	Byars	487		8 30	3 15		
	*10 32	* 6 05		208.6	Boudinot			* 7 40	* 3 00		
	*10 45	* 6 25		214.1	Iroquois			7 20	2 50		
	10 55	6 45		218.0	Ar...PAUL'S VALLEY...Lv.	2,689		7 00	2 40		

SKEDEE AND CUSHING.

READ DOWN			Miles	TABLE 96		Population	READ UP	
No. 413 Mixed Daily Ex. Sun.	No. 403 Daily			July 16, 1916. (Wells Fargo Ex.)			No. 404 Daily	No. 414 Mixed Daily Ex. Sun.
* 1 10PM	* 8 55PM		0.0	Lv.....SKEDEE.....Ar.	289	7 10AM	10 25AM	
* 1 30	* 9 05		4.4	Cody		* 7 02	*10 00	
2 05	9 25		10.2	Maramec	224	6 51	9 40	
2 45	9 38		16.2	Quay	215	6 41	9 00	
3 15	9 47		19.5	Yale	685	6 35	8 40	
3 45	9 55		23.0	Norfolk		6 28	8 10	
4 30PM	10 15PM		30.1	Ar...CUSHING...Lv.	1,072	6 15AM	7 30AM	

PAUL'S VALLEY AND LINDSAY.

READ DOWN			Miles	TABLE 97		Population	READ UP	
No. 86 Mixed Daily Ex. Sun.	No. 83 Daily			April 30, 1916. (Wells Fargo Express.)			No. 84 Daily	No. 86 Mixed Daily Ex. Sun.
2 40PM	11 25AM		0.0	Lv.....PAUL'S VALLEY.....Ar.	2,689	2 00PM	6 10PM	
3 25	11 55AM		12.7	Maysville	476	1 30	6 25	
4 10PM	12 25PM		23.8	Ar.....LINDSAY.....Lv.	1,186	1 00PM	4 40PM	

*Stop on signal.

||Meal Station.

||Stations where through tickets are sold.

Atchison, Topeka & Santa Fe R'y—Con'd.

GUTHRIE AND CASHION.

READ DOWN			Miles	TABLE 98		Population	READ UP		
	No. 147. Ex. Sun. Mixed.			July 16, 1916. (Wells Fargo Exp.)			No. 146. Ex. Sun. Mixed.		
	11 55AM	0.0	Lv. GUTHRIE	Ar.	11,973	2 15PM			
	12 25PM	7.3	Seward		159	1 50"			
	12 40"	11.5	Navina		119	1 35"			
	1 09PM	17.9	Ar. CASHION	Lv.	289	1 09PM			

WELLINGTON AND TONKAWA.

READ DOWN					Miles	TABLE 99		Population	READ UP			
No. 539 Mixed Daily Ex. Sun.	No. 529 Mixed Daily Ex. Sun.	No. 535 Mixed Daily Ex. Sun.	No. 513 Daily			Aug. 13, 1916. (Wells Fargo Exp.)			No. 514 Daily	No. 536 Mixed Ex. Sun.	No. 540 Mx. Dy. Sun.	No. 528 Mx. Dy. Ex. Sun.
	7 00	6 10	0.0	Lv. WELLINGTON, KAN.	Ar.	4,245	6 50	12 30				
	7 30	6 30	6.6	Rome		82	6 28	11 55				
	8 00	6 50	14.3	South Haven		411	6 10	11 25				
	8 15	7 00	17.6	Hunnell, Kan.		233	6 02	11 05				
	8 30	* 7 06	20.4	Willston, Okla.		*	5 53	10 45				
	8 55	* 7 17	24.9	Braman		339	5 43	10 25				
	9 15	* 7 25	28.4	Sumpter		40	5 35	10 05				
	9 45	* 7 40	34.0	Ar. Blackwell	Lv.	3,266	5 22	9 45				
8 05	12 30		7 40	Blackwell	Ar.	3,266	5 22		8 25	2 00		
	*12 47		* 7 50	Tyner			* 5 10		* 8 13	* 1 42		
8 30	1 00		8 00	Ar. TONKAWA	Lv.	1,775	5 00		8 00	1 30		

INDEPENDENCE AND TULSA.

READ DOWN				Miles	TABLE 100		Popula- -tion.	READ UP			
No. 201 Daily	No. 209 Daily	No. 203 Daily			Sept. 3, 1916. (Wells Fargo Exp.)			No. 202 Daily	No. 210 Daily	No. 204 Daily	
2 00PM	8 30AM	4 40AM	0.0	Lv. INDEPENDENCE	Ar.	150	11 15AM	5 05PM	1 35AM		
2 35"	9 03"	5 10"	16.1	Havana		887	10 42"	4 25"	1 05"		
2 50"	9 15"	5 25"	22.1	Caney, Kan.			10 27"	4 13"	12 50"		
		* 5 28"	24.1	Owen, Okla.					*12 46"		
3 10"	9 28"	5 38"	30.0	Copan		307	10 12"	3 57"	12 37"		
3 25"	9 40"	5 50"	36.9	Dewey		1,344	10 00"	3 45"	12 25"		
3 40"	9 55"	6 05"	40.8	Bartlesville		6,181	9 50"	3 35"	12 15AM		
* 3 55"	*10 05"	* 6 18"	47.3	Matoaka			* 9 33"	* 3 24"			
4 08"	10 15"	6 30"	52.5	Ochelata		550	9 23"	3 15"	11 55PM		
4 20"	10 27"	6 42"	58.6	Ramona		725	9 12"	3 05"	11 46"		
4 33"	10 40"	6 55"	64.8	Vera		312	8 59"	2 55"	*11 36"		
4 50"	10 55"	7 10"	71.6	Collinsville		6,000	8 46"	2 43"	11 25"		
5 05"	11 10"	7 22"	79.2	Owasso		373	8 30"	2 27"	11 12"		
* 5 18"		* 7 40"	85.8	Mohawk			* 8 15"	* 2 15"			
5 30PM	11 35AM	7 55AM	90.7	Ar. TULSA	Lv.	28,240	8 00AM	2 00PM	10 45PM		

EL PASO DIVISION.

READ DOWN			Miles	TABLE 101.		Popula- -tion.	READ UP	
	No. 815 Daily	No. 809 Daily		Feb. 7, 1915. (Wells Fargo Exp.)			No. 810 Daily	No. 816 Daily
	9 40PM	11 00AM		Lv. KANSAS CITY	Ar.	281911	5 05PM	6 30AM
	9 55AM	10 30PM	0.0	Lv. ALBUQUERQUE	Ar.	13,057	7 00AM	6 30PM
	* 6 23PM	* 9 22AM	237.5	Vinton		25	* 8 40PM	* 9 37AM
	6 28"	9 30"	240.1	Canutillo			8 32"	9 30"
	* 6 33"		242.9	Montoya				* 9 20"
	6 55PM	10 00AM	253.7	Ar. EL PASO	Lv.	51,936	8 00PM	8 50AM

DAVIS & SULPHUR.

READ DOWN					Miles	TABLE 103.		Popula- -tion.	READ UP			
No. 309 Mixed Daily	No. 303 Mixed Daily	No. 307 Mixed Daily	No. 305 Mixed Daily			April 30, 1916. (Wells Fargo Express)			No. 306 Mixed Daily	No. 308 Mixed Daily	No. 304 Mixed Daily	No. 310 Mixed Daily
505PM	320PM	1255PM	955AM	0.0	Lv. DAVIS	Ar.	1,416	910AM	1135AM	255PM	455PM	
540PM	355PM	130PM	1015AM	9.4	Ar. SULPHUR	Lv.	3,684	830AM	1100AM	220PM	420PM	

THROUGH CAR SERVICE.

Trains Nos. 809 and 810.—Pullman Sleepers and Chair Car between Kansas City and El Paso.

Trains Nos. 405 and 406.—Pullman Sleeper between Cleburne, Tex. and Kansas City through Chair Car between Galveston, Tex. and Kansas City.

Trains Nos. 17 and 18.—Pullman Sleeper between Galveston and Kansas City and Chair Car between San Antonio, Tex. and Kansas City, via Milano and Purcell.

*Stop on signal.

||Meal Station.

¶Stations where through tickets are sold.

Atchison, Topeka & Santa Fe Ry.—Con.

OKLAHOMA CITY, GUTHRIE AND KIOWA.

READ DOWN			TABLE 102.			READ UP		
No. 444 Mixed Daily Ex. Sun.	No. 442 Daily	Miles	July 16, 1916. (Wells, Fargo, Exp.)			Popula- -tion.	No. 441 Daily	No. 443 Mixed Daily Ex. Sun.
4 31AM	2 30PM	0	Lv. OKLAHOMA CITY	Ar.	88,158	10 50AM	10 00PM	
	* 2 46 "	7.0	Britton		696	* 10 34 "	* 9 40 "	
4 59AM	* 2 55 "	13.9	Edmond		2,090	* 10 23 "	* 9 25 "	
	* 3 02 "	18.9	Waterloo		115	* 10 15 "	* 9 15 "	
	* 3 10 "	23.9	Seward		159	* 10 06 "	* 9 05 "	
5 35AM	* 3 20 "	31.3	Ar. Guthrie	Lv.	11,973	9 55 "	8 50 "	
7 00 "	* 3 25 "	31.3	Lv. Guthrie	Ar.	11,973	9 45 "	6 45 "	
* 7 27 "	* 3 40 "	37.6	Mudge			* 9 30 "	* 6 15 "	
8 00 "	* 3 57 "	45.2	Crescent		903	9 14 "	5 38 "	
8 55 "	4 15 "	52.9	Lovell		220	8 55 "	5 03 "	
9 25 "	4 31 "	59.6	Marshall		364	8 39 "	4 31 "	
10 00 "	4 50 "	67.6	Douglass		132	8 20 "	3 52 "	
10 34 "	5 07 "	75.2	Fairmont		215	8 03 "	3 15 "	
11 25AM	5 35 "	86.7	Ar. Enid	Lv.	19,258	7 35 "	2 45 "	
1 25PM	5 55 "	86.7	Lv. Enid	Ar.	19,258	7 15 "	12 35PM	
	6 03 "	89.9	Blanton Jct.		89.9	7 07 "		
* 1 56PM	* 6 15 "	94.5	Ituna			* 6 55 "	* 12 05PM	
2 15 "	6 29 "	100.3	Hillsdale		115	6 40 "	11 45AM	
2 40 "	6 49 "	108.1	Nash		348	6 20 "	11 15 "	
3 05 "	7 10 "	116.3	Jet		365	6 00 "	10 45 "	
3 45 "	7 40 "	128.4	Cherokee		2,016	5 29 "	10 00 "	
4 25 "	8 07 "	139.3	Burlington			5 03 "	9 15 "	
5 00PM	8 30PM	148.6	Ar. KIOWA, KANS.	Lv.		4 40AM	8 45AM	

LEHIGH & CHICKASHA.

READ DOWN			TABLE 104			READ UP				
No. 447 Mx. Da. Ex. Sun.	No. 445 Daily	No. 449 Mx. Da. Ex. Sun.	Miles	July 1, 1916. American Exp.			Popula- -tion.	No. 450 Mx. Da. Ex. Sun.	No. 446 Daily	No. 448 Mx. Da. Ex. Sun.
		7 00AM	0	Lv. LEHIGH	Ar.	1,880	7 00PM			
		* 7 55 "	9.7	Nixon		26	* 5 55 "			
		8 30 "	17.3	Tupelo		500	5 25 "			
		9 00 "	24.3	Stonewall		494	4 55 "			
		9 15 "	28.1	Frisco		60	* 4 35 "			
		* 9 35 "	32.5	Truax			* 4 15 "			
		11 00 "	42.2	Ada		4,349	3 30 "			
	* 3 00PM	11 00AM	42.2	Ada		4,349	2 30 "		1 20PM	
	* 3 26 "	* 12 51PM	46.5	Conley			* 1 42 "		* 12 51 "	
	3 40 "	1 15 "	51.4	Vanoss		225	1 15 "		12 33 "	
	3 57 "	2 00 "	58.1	Stratford		685	12 15PM		12 15PM	
	4 25 "	2 50 "	65.6	Byars		487	10 45AM		11 40AM	
	4 56 "	3 35 "	75.4	Rosedale		250	9 49 "		11 12 "	
	* 5 11 "	* 4 10 "	81.2	Vincennes			* 9 25 "		10 55 "	
	5 40 "	5 00PM	88.6	Ar. Purcell	Lv.	2,740	9 00AM		10 30 "	
9 00AM	6 00 "		88.6	Lv. Purcell	Ar.	2,740			10 10 "	5 30PM
9 40 "	6 23 "		96.5	Washington		350			9 40 "	4 55 "
10 40 "	6 51 "		107.9	Blanchard		629			9 10 "	4 40 "
11 15 "	7 15 "		115.0	Middleburg		80			8 51 "	4 10 "
11 50AM	7 35 "		122.0	Tabler		60			8 32 "	3 40 "
12 45PM	8 00PM		130.3	Ar. CHICKASHA	Lv.	14,660			8 00AM	2 30PM

NOTE—Mixed Trains
arrive and leave
Yards, Purcell.

OIL FIELDS & SANTA FE RAILWAY CO.

READ DOWN				TABLE 105			READ UP					
No. 456 Mixed Daily	No. 432 Daily	No. 434 Daily	No. 428 Daily	Miles	July 16, 1916.			Popula- -tion.	No. 427 Daily	No. 431 Daily	No. 433 Daily	No. 457 Mixed Daily
AM	PM	PM	PM	0	Lv. JENNINGS	Ar.	361	11 00	AM	PM	PM	PM
9 00		4 50	2 10	3	Ruska			* 10 51		* 4 40		7 00
* 9 17		* 5 02	* 2 26	8	Player			* 10 44		* 4 28		* 6 39
* 9 34		* 5 12	* 2 41	13	Oilton			10 39		* 4 16		* 6 15
9 42		5 17	2 48	20	Frey			10 15	11 20	4 11		6 08
11 00	5 10	5 55	3 15	23	Pemeta			8 07	11 17	3 50		5 34
11 17	5 13	5 58		23	Schlegel			* 7 53	* 11 04			4 20
* 11 37	* 5 25	* 6 08		30	Ar. CUSHING	Lv.	1,072	7 30	10 40			* 3 53
12 30	5 50	6 30						AM	AM	PM	PM	3 00

READ DOWN						TABLE 105-A			READ UP							
No. 457 Mixed Daily	No. 455 Mixed Daily	No. 437 Daily	No. 429 Daily	No. 431 Daily	No. 427 Daily	Miles	July 16, 1916.			Popula- -tion.	No. 426 Daily	No. 430 Daily	No. 432 Daily	No. 438 Daily	No. 456 Mixed Daily	No. 458 Mixed Daily
PM	AM	PM	PM	AM	AM	0	Lv. FREY	Ar.		10 15	3 50	5 10	5 55	11 00	5 20	
4 30	10 15	5 34	3 15	11 20	8 11	2.6	Ar. DRUMRIGHT	Lv.		10 05	3 40	5 00	5 49	10 45	5 05	
4 45	10 30	5 44	3 25	11 30	8 20					AM	PM	PM	AM	AM	PM	

*Stop on signal.

¶Meal Station.

§Stations where through tickets are sold.

Santa Fe Route (Pecos Valley) Lines

E. P. RIPLEY, President Chicago, Ill.
 R. J. PARKER, Vice-President and Gen'l Manager Amarillo, Tex.
 C. C. DANA, G. F. & P. A. Amarillo, Tex.

PAN HANDLE DIVISION

READ DOWN			TABLE 106 July 18, 1915. Wells Fargo Exp.	Population	READ UP	
No. 117 Daily	No. 21 Daily	Miles			No. 114 Daily	No. 22 Daily
3 15AM	10 45AM	0.0	Lv. ¶ KANSAS CITY, MO. AR.	231911	5 06PM	7 35AM
10 55AM	6 10PM	289.9	Wellington		6 50AM	11 10PM
1 30PM	8 40	337.8	¶ Kiowa, Kan	765	4 27	8 45
1 50	8 53	347.5	Capron, Okla	425	4 05	8 23
2 10	9 18	355.9	¶Alva	3,888	3 48	8 08
* 2 20		360.2	Noel			* 7 58
2 33	9 40	366.8	¶Ayard	170	3 25	7 46
2 55PM	10 00PM	376.7	Ar. ¶WAYNOKA Lv.	1,160	3 05AM	7 25PM

PANHANDLE AND SANTA FE RAILWAY.

READ DOWN			TABLE 107 September 12, 1915. (Wells, Fargo Express.)	Popula- tion.	READ UP		
No. 901 Daily	No. 117 Daily	No. 21 Daily			Miles	No. 114 Daily	No. 22 Daily
3 15PM	10 05PM	376.7	Lv. ¶WAYNOKA... Ar	1,160	2 55AM	* 7 00PM	
* 3 25	* 10 15	381.6	Heman	45	* 2 43	6 50	
3 50	10 38	392.2	¶Quinlan	355	2 23	6 30	
4 05	10 53	398.1	Curtis	117	2 10	6 17PM	
4 15	11 00	408.7	Mooreland	493	2 03	6 08	
4 40	11 25	412.0	¶Woodward	3,250	1 40	5 48	
5 00	11 50PM	420.2	Tangler	800	1 18	5 27	
5 15	12 03AM	426.6	Fargo	341	1 07	5 15	
5 33	12 18	434.9	Gage	924	12 49	5 00	
5 50	12 33	442.7	Shattuck	1,231	12 33	4 45	
6 03		448.0	Goodwin, Ok	50		4 30	
6 20	12 58	456.9	¶Higgins, Tex	769	12 05AM	4 15	
6 50	1 25	473.2	¶Glazier	475	11 30PM	3 47	
7 10	1 45	483.6	¶Canadian	2,500	11 05	3 25	
7 35	1 55	488.6	¶Canadian	2,500	10 55	3 15	
7 53		498.9	Mendota	50		* 2 55	
8 13	2 37	505.4	¶Miami	400	10 14	* 2 35	
* 8 24		512.0	Oodman			* 2 24	
8 52	3 22	527.5	Pampa	300	9 33	1 58	
9 43	4 11	554.5	¶Panhandle	521	8 47	1 13	
10 35PM	5 05AM	585.6	Ar. ¶AMABILLO Lv	17,366	7 55PM	12 30PM	

READ DOWN			TABLE 107 September 12, 1915. (Wells, Fargo Express.)	Popula- tion.	READ UP			
No. 901 Daily	No. 117 Daily	No. 21 Daily			Miles	No. 114 Daily	No. 22 Daily	No. 902 Daily.
6 45AM	10 45PM	5 15AM	.0	Lv. ¶AMABILLO Ar.	17,366	* 7 30PM	¶12 05PM	¶11 55AM
* 6 58	* 10 55		8.9	Zita		* 7 17		
7 20AM	11 20	5 48	17.7	¶Canyon	1,400	6 53	11 30AM	11 20AM
	* 11 42		27.8	¶Umberger	100	6 35		
	* 11 55PM		38.8	Dawn		* 6 23		
	12 17AM	6 40	46.7	¶Hereford	1,750	5 59	10 35	
	* 12 33		55.8	¶Summerfield	25	* 5 44		
	1 02	7 20	69.1	¶Frona	200	5 17	9 53	
No. 937 Daily	1 27	7 45	81.8	Bovina, Tex	200	4 53	9 29	No. 938 Daily.
	1 52	8 15	94.6	¶Texico	2,000	4 28	9 05	
	2 10AM	8 35AM	104.1	Ar. Clovis, Cen. Time.	2,500	4 10PM	8 45AM	
8 10AM		No. 939	104.1	Lv. Clovis, Mt. Time.	2,500			¶6 30AM
8 49		Mixed Dly.	116.8	¶Portales	2,000			5 48
9 37		Ex. Sun.	140.9	Elida	250			4 53
11 45			206.5	Ar. ¶Roswell Lv.	6,000			2 20
11 55AM		5 00PM	206.5	Lv. ¶Roswell Ar.	6,000	9 30AM		2 05
12 29PM		5 38	232.9	¶Dexter	200	8 50		1 30
12 44		5 55	239.3	¶Hagerman	1,200	8 35		1 13
1 02		6 17	238.1	¶Lake Arthur	300	8 15		12 52
1 26		No. 941	248.5	¶Artesia	1,800	7 50		No. 942
1 42		Mixed Dly.	255.1	Dayton	400	7 30		Mixed Dly.
1 56		Ex. Sun.	263.1	Lakewood	200	7 14		12 11AM
2 40PM		8 10PM	281.7	Ar. ¶Carlsbad Lv.	3,000	6 30AM		11 54PM
	8 30AM		281.7	Lv. ¶Carlsbad Ar.	3,000			11 10PM
	9 02		294.0	Loving	50			6 00PM
	9 15		298.5	Malaga, N. M	20			5 30
* 9 58			315.2	State Line				5 15
* 10 37			329.5	¶Orla	75			* 4 30
* 11 05			339.9	Riverton				* 3 55
* 11 22AM			345.7	Dixieland	30			* 3 25
* 12 02PM			360.1	¶Patrol				* 3 05
12 30PM			370.2	Ar. ¶PECOS Lv.	1,856			* 2 25

*Stop on signal.

¶Meal Station.

‡Stations where through tickets are sold.

Santa Fe Route (Pecos Valley Lines) Con'd.

AMARILLO AND SWEETWATER.

READ DOWN		TABLE 108 Feb. 7, 1915. (Wells, Fargo Express.)				READ UP	
No. 901-904-922 Daily	Miles			Popula-tion.	No. 921-903-902 Daily		
6 45AM	0.0	Lv.....	AMARILLO	Ar.	17,366	11 55AM	
7 20 "	17.4		Canyon		1,400	11 20 "	
8 01 "	35.4		Happy		250	10 35 "	
8 37 "	50.1		Tulia		1,216	10 02 "	
9 03 "	62.2		Kress		225	9 33 "	
9 33 "	74.7		Plainview		2,829	9 00 "	
10 05 "	87.9		Hale Center		400	8 27 "	
10 38 "	104.0		Abernathy		160	7 52 "	
11 20 "	121.5		Lubbock		3,300	7 15 "	
*11 31 "	126.7		Burris			* 7 00 "	
*11 43 "	131.8		Posey			* 6 50 "	
11 55AM	137.0	Ar.....	SLATON	Lv.	1,200	6 40 "	
12 35PM	137.0	Lv.....	SLATON	Ar.	1,200	4 25 "	
*12 48 "	144.4		Southland			* 4 10 "	
* 1 02 "	150.7		Buenos			* 3 57 "	
* 1 12 "	155.5		Dugger			* 3 45 "	
* 1 23 "	160.8		Post		1,250	* 3 32 "	
* 1 38 "	167.3		Augustus			* 3 17 "	
* 1 56 "	175.9		Justiceburg			* 2 58 "	
* 2 07 "	180.7		Eppler			* 2 48 "	
* 2 21 "	187.6		Fullerville			* 2 31 "	
* 2 34 "	193.8		Dermott			* 2 17 "	
* 2 42 "	198.4		Brand			* 2 07 "	
* 2 52 "	204.0		Snyder		2,514	* 1 56 "	
* 3 00 "	208.7		Chorn			* 1 46 "	
* 3 14 "	215.6		Hermleigh		625	* 1 32 "	
* 3 27 "	222.3		Pyron		25	* 1 19 "	
* 3 42 "	228.9		Bernecker			* 1 06 "	
* 3 52 "	234.1		Gannon			*12 55 "	
4 20PM	242.7	Ar.....	SWEETWATER	Lv	4,176	12 35AM	

FLOYDADA BRANCH

READ DOWN		TABLE 109 Feb. 7, 1915. (Wells-Fargo Exp.)		READ UP	
No. 905 Mixed Daily Ex. Sun.	Miles		Popula-tion.	No. 906 Mixed Daily Ex. Sun.	
2 00PM	0.0	Lv.....	PLAINVIEW	Ar.	2,829
	0.0		Plainview Jct.		8 30AM
* 2 20PM	4.8		Lider		* 8 10 "
* 2 35 "	10.2		Aiken		* 7 55 "
* 2 55 "	15.6		Lookney	750	* 7 35 "
* 3 10 "	20.3		Muney		* 7 15 "
* 3 30PM	26.2	Ar.....	FLOYDADA	Lv.	664

LAMESA BRANCH.

READ UP		TABLE 111 Feb. 7, 1915. (Wells-Fargo Exp.)		READ UP	
No. 907 Mixed Daily Ex. Sun.	Miles		Popula-tion.	No. 908 Mixed Daily Ex. Sun.	
2 00PM	0.0	Lv.....	SLATON	Ar.	1,200
* 2 25 "	6.4		Lofton		*10 50 "
* 3 05 "	16.9		Dune		*10 10 "
* 3 35 "	22.6		Tahoka	575	* 9 45 "
* 4 00 "	29.7		Skeen		* 9 15 "
* 4 30 "	37.8		O'Donnell		* 8 45 "
* 4 55 "	43.1		Hindman		* 8 20 "
* 5 20 "	48.8		Arvana		* 7 55 "
5 45PM	54.8	Ar.....	LAMESA	Lv.	500

NACOGDOCHES & SOUTH-EASTERN R. R.

H. W. WHITBD, General Manager,
Nacogdoches, Texas
W. P. SMITH Traffic Manager,
Nacogdoches, Texas

READ DOWN		TABLE 110 December 4, 1913.		READ UP	
No. 1 Daily Ex. Sun.	Miles		Popula-tion.	No. 2 Daily Ex. Sun.	
8 00AM	.0	Lv.....	NACOGDOCHES	Ar.	3,369
8 05 "	1.0		Hayward		3 10 "
*8 30 "	4.7		Cantrell		*2 45 "
*8 44 "	6.9		Hampton's		*2 31 "
8 50 "	9.9		McClures		* 2 25 "
*8 55 "	11.4		Woden	60	* 2 20 "
*8 59 "	12.5		Dockville		* 2 06 "
*9 09 "	15.5		Oil City		* 2 01 "
*9 14 "	16.3		Moss Creek		* 1 55 "
*9 20 "	17.6		Dowell		1 45 "
*9 30 "	19.6		Dunsm		1 30PM
9 45AM	21.8	Ar.....	ACERDA	Lv.	

SLATON AND CLOVIS.

READ DOWN		TABLE 112 Feb. 7, 1915. (Wells-Fargo Exp.)		READ UP	
No. 921 Daily	Miles		Popula-tion.	No. 922 Daily	
4 35AM	.0	Lv.....	SLATON	Ar.	1,200
5 05 "	15.4		Lubbock		3,300
*5 17 "	21.6		Porter		*11 28 "
*5 27 "	27.1		Shallowater		*11 18 "
5 43 "	35.3		Roundup		11 03 "
*5 52 "	40.3		Danforth		*10 55 "
*6 02 "	45.7		Yellowhouse		*10 45 "
6 14 "	52.1		Littlefield		10 34 "
*6 28 "	59.7		Amherst		*10 20 "
*6 42 "	67.1		Janes		*10 06 "
*6 57 "	75.2		Mill		* 9 51 "
7 12 "	82.9		Muleshoe		9 38 "
*7 35 "	95.4		Lariat		* 9 15 "
7 55 "	104.9		Farwell-Texico		8 55 "
8 15AM	114.2	Ar.....	CLOVIS	Lv.	8 35AM

*Stop on signal.

[Meal Station.

[Stations where through tickets are sold.

DAILY SUNSET LIMITED

BETWEEN

Louisiana, Texas and California

THE SUNSET LIMITED

NO EXTRA FARE

An All Steel, Electric Lighted Train on the following schedule:

11:00 a. m. Lv. New Orleans.....	Ar. 8:20 p. m.
10:00 p. m. Ar. Houston.....	Lv. 10:05 a. m.
10:10 p. m. Lv. Houston.....	Ar. 10:00 a. m.
4:40 a. m. Ar. San Antonio.....	Lv. 4:00 a. m.
4:50 a. m. Lv. San Antonio.....	Ar. 3:53 a. m.
11:00 p. m. Ar. El Paso C. T.....	Lv. 9:45 a. m.
10:15 p. m. Lv. El Paso M. T.....	Ar. 8:30 a. m.
9:20 p. m. Ar. Los Angeles P. T.....	Lv. 8:40 a. m.
9:45 p. m. Lv. Los Angeles.....	Ar. 8:20 a. m.
3:30 p. m. Ar. San Francisco.....	Lv. 4:20 p. m.

Tourist Sleeper, Standard 12 Section, Drawing-room Sleepers, Diner, 6 Compartment Drawing-room Observation Sleeping Car. Standard Sleeper between San Antonio and Atlanta, Ga., in connection with L. & N. and West Point Route trains Nos. 37 and 38. Standard Sleeper between Los Angeles and San Antonio. Passengers permitted to board Sleeper at San Antonio 9:30 p. m. daily and occupy Sleeper until 7:30 a. m. Standard Sleeper between El Paso and Globe, Ariz., leaving each point Sunday, Tuesday and Friday. Splendid Service.

SUNSET EXPRESS

11:30 p. m. Lv. New Orleans.....	Ar. 6:45 p. m.
11:10 a. m. Ar. Houston.....	Lv. 7:25 a. m.
11:30 a. m. Lv. Houston.....	Ar. 7:00 a. m.
7:10 p. m. Ar. San Antonio.....	Lv. 11:30 p. m.
8:50 p. m. Lv. San Antonio.....	Ar. 8:30 p. m.
6:30 p. m. Ar. El Paso C. T.....	Lv. 11:30 p. m.
6:00 p. m. Lv. El Paso M. T.....	Ar. 10:00 p. m.
8:55 p. m. Ar. Los Angeles P. T.....	Lv. 3:30 p. m.
9:45 p. m. Lv. Los Angeles.....	Ar. 1:40 p. m.
3:30 p. m. Ar. San Francisco.....	Lv. 7:40 p. m.

Standard Sleepers New Orleans and San Francisco, Chicago to San Antonio, San Antonio and El Paso; San Antonio to Houston and Galveston, San Antonio to New Orleans; Eagle Pass to Chicago. Tourist Cars New Orleans and San Francisco. Steel Chair Cars and Coaches New Orleans and San Francisco. Dining Car Lake Charles to El Paso, westbound. El Paso to San Antonio and Houston to New Orleans, eastbound. Observation Car Houston to New Orleans.

SUNSET MAIL

11:55 a. m. Lv. New Orleans.....	Ar. 7:50 a. m.
11:15 p. m. Ar. Houston.....	Lv. 8:25 p. m.
11:50 p. m. Lv. Houston.....	Ar. 7:55 p. m.
7:20 a. m. Ar. San Antonio.....	Lv. 12:15 p. m.
11:00 a. m. Lv. San Antonio.....	Ar. 11:50 a. m.
5:05 p. m. Ar. Del Rio.....	Lv. 5:45 a. m.

Standard Sleepers New Orleans and Dallas and San Antonio, Galveston and Houston to San Antonio, and Eagle Pass to Chicago, Dallas to New Orleans, Galveston to New Orleans. Dining Car San Antonio to Lake Charles and New Orleans to Houston and Observation Car New Orleans to Houston. Steel Coaches New Orleans and Del Rio.

"Southern Pacific Lines"

Galveston, Harrisburg & San Antonio Ry.

W. B. SCOTT, President Houston, Texas
 G. S. WAID, Vice-President and General Manager Houston, Texas
 C. K. DUNLAP, Traffic Manager Houston, Texas
 J. H. R. PARSONS, General Passenger Agent Houston, Texas
 J. T. MONROE, Ass't General Passenger Agent Houston, Texas
 T. J. ANDERSON, General Agent Passenger Dept. Houston, Texas
 S. G. REED, Ass't General Passenger Agent Dallas, Texas

EL PASO AND HOUSTON.

READ DOWN		Miles	TABLE 113 May 7, 1916. (Wells Fargo Express)		Popula- -tion.	READ UP		
No. 102 Daily	No. 10 Daily		Lv.	Ar.		No. 9 Daily	No. 101 Daily	
4 20PM	7 40PM		Lv.	SAN FRANCISCO	Ar.	448502	3 30PM	3 30PM
8 40AM	3 30PM		Lv.	LOS ANGELES	Ar.	438914	8 55PM	9 20PM
9 45AM	11 30PM	0	Lv.	EL PASO	Ar.	51,936	6 30PM	11 00PM
	*11 59PM	13		Alfalfa			* 5 59 "	
	12 11AM	7		Ysleta	1,562		* 5 49 "	
	*12 18 "	17		Belen	25		* 5 40 "	
	12 28 "	22		Clint	40		* 5 33 "	
	12 42 "	30		Fabens	25		* 5 19 "	
	*12 57 "	40		Polvo			* 5 04 "	
	* 1 09 "	46		Iser			* 4 54 "	
	* 1 24 "	53		Fort Hancock	34		* 4 41 "	
	* 1 42 "	63		Madden			* 4 20 "	
	* 2 00 "	71		Finlay			* 4 06 "	
	* 2 10 "	76		Small			* 3 58 "	
	* 2 20 "	80		Torcer			* 3 49 "	
	* 2 28 "	84		Lasca			* 3 40 "	
	* 2 38 "	88		Etholen			* 3 31 "	
	*12 35PM	92		Sierra Blanca	150		* 3 21 "	
	* 3 06 "	102		Grayton			* 2 59 "	
	* 3 20 "	111		Torbert			* 2 44 "	
	* 3 37 "	120		Dalberg			* 2 25 "	
	* 3 50 "	129		Fay			* 2 07 "	
	* 4 00 "	134		Lobo			* 1 58 "	
	* 4 20 "	145		Chispa			* 1 30 "	
	* 4 34 "	153		Wendell			* 1 18 "	
2 23PM	5 00 "	162		Valentine	175		* 1 00 "	6 18PM
	* 5 15 "	170		Quebec			*12 36 "	
	* 5 30 "	178		Ryan			*12 24 "	
	* 5 46 "	187		Aragon			*12 07PM	
3 24PM	6 10 "	198		Marfa	494		11 48AM	5 20PM
	* 6 24 "	204		Nopal			*11 31 "	
	* 6 40 "	210		Paisano			*11 20 "	
	* 6 51 "	218		Toronto			*11 05 "	
4 06PM	7 03 "	222	Ar.	Alpine	Lv.	800	10 52 "	4 34PM
4 06PM	7 03 "	222	Lv.	Alpine	Ar.	800	10 52 "	4 34PM
	* 7 19 "	230		Strobel			*10 35 "	
	* 7 35 "	239		Altuda			*10 22 "	
	* 7 46 "	245		Lenox			*10 07 "	
4 58PM	8 03 "	254		Marathon	300		* 9 52 "	3 35PM
	* 8 19 "	262		Warwick			* 9 32 "	
	* 8 30 "	259		Haymond	27		* 9 18 "	
	* 8 42 "	279		Tesnus			* 9 02 "	
	* 8 50 "	282		Maxon			* 8 50 "	
	* 9 05 "	289		Rosenfeld			* 8 37 "	
	* 9 17 "	298		Longfellow	32		* 8 22 "	
	* 9 28 "	306		Emerson			* 8 08 "	
6 37PM	9 45 "	314	Ar.	Sanderson	Lv.	450	7 50 "	1 54PM
6 40PM	9 55 "	314	Lv.	Sanderson	Ar.	450	7 40 "	1 51PM
	*10 10 "	321		Feodora			* 7 20 "	
	*10 25 "	328		Mofeta			* 7 05 "	
	10 38 "	335		Dryden	50		* 6 51 "	
	*10 50 "	342		Thurston			* 6 37 "	
	*11 20 "	359		Lozier			* 6 05 "	
	*11 39AM	367		Pumpville			* 5 50 "	
	*12 04PM	376		Osman			* 5 28 "	
	12 27 "	387		Langtry	68		* 5 07 "	
	*12 49 "	399		Shumla			* 4 42 "	
	* 1 06 "	405		Viaduct			* 4 25 "	
	* 1 25 "	416		Comstock	63		* 4 06 "	
	* 1 45 "	426		Feely			* 3 45 "	
	* 2 05 "	437		Devil's River			* 3 25 "	
	* 2 24 "	443		McKees			* 3 06 "	
10 53PM	2 40PM	451	Ar.	DEL RIO	Lv.	4,000	2 50AM	9 45AM

ELEVATION
4,484 FEET

THE HOLLAND HOTEL

European Plan
50c to \$1.50

Commercial Headquarters ALPINE, TEX. No Consumptives Received
 EVERYTHING NEW AND UP TO DATE—SPLENDID RESTAURANT
 THEY ALL TRY TO SPEND SUNDAY HERE

*Stop on signal.

||Meal Station.

¶Stations where through tickets are sold.

"Southern Pacific Lines"

Galveston, Harrisburg & San Antonio Ry.—Cont'd.

EL PASO AND HOUSTON—CONTINUED.

READ DOWN				TABLE 114 Sept. 17, 1916. Wells-Fargo Exp. Co.		READ UP			
No. 8 Daily	No. 102 Daily	No. 10 Daily	Miles	Popula- tion	No. 9 Daily	No. 7 Daily	No. 101 Daily		
AM	PM	PM			AM	PM	AM		
	1103	250	451	Lv. DEL RIO. Ar.	4,000	240	505	940	
			480	Johnstone		* 223	* 449		
		* 321	470	Standart	40	* 202	* 429		
			481	Kinney		* 140	* 407		
			488	Ar Spafford Lv.	79	127	355		
			200	Lv. Eagle Pass Ar.	3536		530		
	708		355	Lv. Spafford Ar.	79	127	355		
			496	Anacacho		* 101	* 325		
	* 721		505	Odlaw			* 310		
	* 735		510	Cline	39	*1237	300		
	745	439	510	Hacienda		*1210	* 236		
	* 808		522	Uvalde	4,900	1159	225		
	823		519	Ange			* 210		
	* 833		533	Knippa	28	1138	159		
	846	537	540	Salsal	1,640	1117	137		
	910		550	Seco			* 120		
	* 925		558	D'Hanis	266	1051	108		
	938		563	Hondo	1,325	1034	1250		
	958		571	Dunlay	72	1013	1225		
	1020		581	Noonan			*1210		
	*1036		589	Lacoste	250	945	1157		
	1052	732	596	Maedona	123	930	1142		
	1109		603	Withers			*1125		
	*1125		611	Ar. San Antonio Lv.	119447	850	1100	450	
	1150	353	830	Lv. San Antonio Ar.	119447	710	720	440	
	1215	400	1130	Converse	63	* 642	* 652		
	*1240		633	Scherts	200	634	643		
	1248		636	Cibola	627	* 635			
	1255		639	Marion	525	615	623		
	106		644	Hilda					
			649	Seguin	3,116	553	600		
	130		655	Kingsbury	346	530	* 535		
	148		665	Luling	1,404	508	510		
	214		676	Harwood	300	445	450		
	235		685	Sandy Fork		* 435			
	* 245		690	Waelder	694	422	429		
	302		698	Janice		* 409			
	* 313		705	Flatsala	886	358	406		
	328		710	Engle	226	344			
	344		716	Schlesburg	1,091	330	340		
	401		305	Welmar	906	313	322		
	418		322	Borden		* 259			
	328		736	Ar. Glidden Lv.	84	248			
	344		716	Lv. Glidden Ar.	84	245			
	401		305	Columbus	1,824	238	251		
	418		322	Alleyton	251	230			
	440		742	Ramsey		* 217			
	443		742	Eagle Lake	1,717	205	220		
	451		353	Lissie	60	* 146			
	459		745	East Bernard	250	128	* 146		
	* 510		745	Rosenberg	1,198	100	118		
	525		426	Richmond	1,371	1248	106		
	* 539		768	Sartartia					
			458	Sugarland	200	1229	1248		
			778	Stafford	57				
			532	Missouri City	144				
			793	Lotus					
			541	Stella					
			303	Tewana					
			600	Ar. HOUSTON Lv.	108172	1130	1150	1010	Daily
			810	Lv. HOUSTON. Ar.	108172	1110	1115	1000	715
			805	(T. & N. O.)					
			811	Ar. Beaumont Lv.	26,572	838	853	445	
			315	Ar. NEW ORLEANS Lv.	361221	1130	1155	1100	745
			820						
			825						
			828						
			700						
			725						
			943						
			645						
			700						
			725						
			943						
			645						
			700						
			725						
			943						
			645						
			700						
			725						
			943						
			645						
			700						
			725						
			943						
			645						
			700						
			725						
			943						
			645						
			700						
			725						
			943						
			645						
			700						
			725						
			943						
			645						
			700						
			725						
			943						
			645						
			700						
			725						
			943						
			645						
			700						
			725						
			943						
			645						
			700						
			725						
			943						
			645						
			700						
			725						
			943						
			645						
			700						
			725						
			943						
			645						
			700						
			725						
			943						
			645						
			700						
			725						
			943						
			645						
			700						
			725						
			943						
			645						
			700						
			725						
			943						
			645						
			700						
			725						
			943						
			645						
			700						
			725						
			943						
			645						
			700						
			725						
			943						
			645						
			700						
			725						
			943						

"Southern Pacific Lines"

Texas & New Orleans R. R. Houston East & West Texas Railway.

HOUSTON AND NEW ORLEANS.

READ DOWN						TABLE 115		READ UP							
No. 102	No. 12	No. 4	No. 6	No. 10	No. 8	Miles	Sept. 17, 1916.		Popula- tion.	No. 7	No. 5	No. 9	No. 3	No. 11	No. 101
Daily	Daily	Daily	Daily	Daily	Daily		(W. F. Express)			Daily	Daily	Daily	Daily	Daily	Daily
AM	PM	AM	PM	AM	PM		Lv.	Ar.		PM	PM	AM	PM	AM	PM
10 05	6 50	9 20	300	725	825	0	Lv. HOUSTON	Ar.	108172	1115	745	1110	330	7 15	10 00
		* 9 38	*320			8	Greens						* 302		
		9 50	*332			16	Sheldon		25	*706			249		
	7 27	9 58	340			20	Crosby		150	658	*1025		* 230	*6 30	
		*10 13	*353			28	Walley						* 222		
		*10 20	*359			32	Stilson		28				* 216	*6 07	
	7 48	10 26	406			34	Dayton		650	634			148	5 56	
	7 58	10 36	417	833	937	41	Liberty		980	1004	623	952	204	5 56	
		10 50	*430			49	Raywood		122	*609			148		
		10 59	437			54	Devers		187	*602			140	*5 35	
		11 20	456	912		65	Nome		100	545	912		121	5 18	
		11 29	506			70	China		174	535			110	*5 07	
		*11 37	*512			74	Pine Island		25	*529			* 103		
		*11 46	*521			75	Amelia		21	*521			*1254		
	9 14	11 59	535	943	1048	84	Ar. Beaumont	Lv.	26,572	853	510	838	1245	4 45	
	9 19	12 25	540	946	1051	84	Lv. Beaumont	Ar.	26,572	848	505	833	1225	4 41	
		*12 50	*600			94	Terry		73	*443			*1157		
	10 01	1 15	622	1022	1126	106	Orange		5,527	811	426	800	1134	4 07	
	10 15	1 30	634				Echo			800	418		1123		
8 20	6 50		510	645	750	362	Ar. NEW ORLEANS	Lv.	361221	1155	555	1130	7 45	11 00	
PM	AM	PM	PM	PM	AM				AM	AM	PM	AM	PM	AM	AM

HOUSTON EAST AND WEST TEXAS RAILWAY.

READ DOWN						TABLE 116		READ UP							
No. 50	No. 52	No. 54	No. 56	No. 4	No. 2	Miles	May 21, 1916.		Popula- tion.	No. 1	No. 3	No. 51	No. 53	No. 55	No. 57
Motor	Motor	Motor	Motor	Daily	Daily		(W. F. Express)			Daily	Daily	Motor	Motor	Motor	Motor
Daily	Daily	Daily	Daily	Daily	Daily		Lv.	Ar.		Daily	Daily	Daily	Daily	Daily	Daily
AM	AM	PM	PM	AM	AM		Lv. HOUSTON <th>Ar. <th></th> <th>PM</th> <th>AM</th> <th>AM</th> <th>PM</th> <th>PM</th> <th>PM</th> </th>	Ar. <th></th> <th>PM</th> <th>AM</th> <th>AM</th> <th>PM</th> <th>PM</th> <th>PM</th>		PM	AM	AM	PM	PM	PM
6 30	1030	2 30	5 00	900	730		Lv. HOUSTON	Ar.	108172	615	720	8 40	2 00	4 15	7 45
							(H. & T. C. Depot)								
						18	Humble		1,250	525	637	8 00	1 15	3 30	7 00
						29	New Caney		127	456	610	AM	PM	PM	PM
						44	Cleveland		800	419	535				
						56	Shepherd		278	347	507				
						64	Goodrich		100	326	*448				
						72	Livingston		1,024	306	427				
						80	Leggett		300	244	409				
						88	Moscow		263	223	349				
						94	Corrigan		461	207	333				
						99	Potomac			* 153					
						107	Diboll		1,500	134	*258				
						111	Burke		161	125	*250				
						119	Ar. Lufkin	Lv.	2,749	105	230				
						119	Lv. Lufkin	Ar.	2,749	1245	230				
						127	Angelina		34	*1225					
						139	Nacogdoches		3,369	1155	132				
						148	Appleby		208	1127	104				
						155	Fitze			*1109					
						159	Garrison		627	1059	1237				
						167	Timpson		1,528	1037	1213				
						172	Bobo			*1025					
						177	Tenaha		491	1013	1148				
						188	Joaquin		400	945	1119				
						192	Ar. LOGANSPTLV.	Lv.	1,250	935	1107				
						192	Lv. LOGANSPTLV.	Ar.		935	1107				
						231	Ar. SHREVEPORT	Lv.		808	938				
							(H. & S. Depot)								
						540	Ar. SHREVEPORT	Lv.	34,068	800	930				
							(K. C. S. Depot)			AM	PM				

THROUGH CAR SERVICE.

Trains Nos. 3 and 4.—Pullman Sleepers, Chair Cars and Steel Coaches between Houston and Shreveport.

Trains Nos. 1 and 2.—Chair Cars and Steel Coaches between Houston and Shreveport.

*Stop on signal.

||Meal Station.

†Stations where through tickets are sold.

"Southern Pacific Lines."

Texas & New Orleans R. R.—Cont'd.

SABINE PASS, BEAUMONT AND DALLAS.

READ DOWN		TABLE 117 Sept. 17, 1916. (Wells, Fargo Exp.)		READ UP	
No. 152 Daily		Miles	Popula- -tion.	No. 151 Daily	
PM	AM			PM	AM
	3 30	0	Lv. SABINE... Ar.	400	11 40
	3 34	2	Sabine Pass.....	400	11 30
	3 53	12	West Port Arthur.....		11 05
	4 05	15	Ar. Port Arthur. Lv.	7,663	10 55
	4 08	15	Lv. Port Arthur. Ar.	7,663	10 50
	* 4 30	16	Elvista.....		* 10 27
	* 4 39	20	Viterbo.....		* 10 20
	4 48	24	Guffey.....	200	10 10
	5 05	30	Ar. BEAUMONT. Lv.	26,572	10 00
No. 155 Daily		Miles	Popula- -tion.	No. 156 Daily	
AM	PM			AM	PM
	9 55	0.0	Lv. BEAUMONT... Ar.	26,572	7 20
	* 10 06	5.2	Rosedale.....	25	* 7 04
	10 14	8.8	Voth.....	125	6 55
	* 10 24	18.7	Ariola.....		* 6 43
	10 39	21.7	Nons.....	50	6 27
	10 47	25.0	Kountze.....	342	6 19
	* 10 53	28.0	Olive.....	383	6 12
	* 11 09	35.9	Village Mills.....	316	5 56
	* 11 19	39.8	Hyatt.....		* 5 48
	11 25	42.8	Warren.....	833	5 39
	11 35	47.3	Hillister.....	72	* 5 30
	* 11 41	50.4	Seneca.....		* 5 22
	11 49	55.1	Woodville.....	650	5 12
	11 55	58.1	Doucette.....	60	5 04
	12 30	64.5	Colmesneil.....	632	4 50
	12 50	73.8	Rockland.....	305	4 30
	12 50	73.8	Rockland.....	305	4 30
	* 1 05	79.8	Enal.....		* 4 13
	1 16	84.9	Zavalla.....	175	4 00
	1 42	97.5	Huntington.....	350	* 3 34
	* 1 53	102.6	Dunagan.....		* 3 22
	* 2 09	110.6	Poe.....		* 3 07
	* 2 23	118.0	Hoya.....		* 2 52
	2 38	122.1	Nacogdoches.....	3,389	2 38
	* 3 00	130.7	Mahl.....	80	2 18
	3 37	134.0	Caro.....		2 10
	3 42	134.0	Trawick.....	160	2 05
	3 55	142.6	Cushing.....	600	1 52
	* 3 46	147.7	Sacul.....	800	1 42
	3 57	153.2	Reklaw.....	25	* 1 32
	4 06	159.0	Ponta.....	175	1 20
	* 4 13	163.1	Gallatin.....	125	No. 148 Daily
	4 23	166.4	Turney.....	100	* 1 01
	4 27	172.1	Ar. Jacksonville. Lv.	2,875	PM 12 50
	* 4 37	172.1	Lv. Jacksonville. Ar.	2,875	12 30
	4 45	177.0	Fry's Gap.....		* 12 15
		180.9	Reese.....	25	* 12 05
	* 4 47	184.3	Lewis.....		* 10 38
	5 01	188.7	Frankston.....	550	10 28
	5 14	194.5	Poynor.....		11 48
	* 5 25	200.6	La Rue.....	100	* 10 14
	* 5 38	206.8	Baxter.....	35	* 11 27
	6 12	213.8	Athens.....	2,261	* 9 47
	* 6 28	222.1	Stockard.....	22	* 9 34
	6 36	226.0	Eustace.....	250	* 9 15
	6 50	233.0	Mabank.....	750	* 9 08
	* 6 55	238.1	Gossett.....	18	* 8 53
	7 08	242.7	Kemp.....	925	* 8 44
	7 33	253.7	Kaufman.....	1,959	10 02
	* 7 47	260.7	Gastonia.....		* 8 15
	7 54	263.9	Crandall.....	500	* 8 01
	* 8 05	269.4	Seagoville.....	400	* 7 54
	* 8 10	271.9	Simonds.....	16	* 7 34
	8 15	274.4	Kleburg.....	100	* 7 28
	* 8 20	276.7	Rylie.....	17	* 7 23
	* 8 26	279.8	Elam.....		* 7 17
	9 10	289.7	Ar. DALLAS. Lv.	118,482	* 7 10
	PM				6 30
	AM				8 05

THROUGH CAR SERVICE.
 Trains Nos. 151 and 152—Chair Cars and Coaches between Beaumont and Port Arthur and Sabine.
 Trains Nos. 155 and 156—Chair Cars and Coaches between Beaumont and Dallas.
 Trains Nos. 147 and 148—Chair Cars and Coaches between Jacksonville and Dallas.

*Stop on signal.

||Meal Station.

¶Stations where through tickets are sold.

"Southern Pacific Lines."

Galveston, Harrisburg & San Antonio Ry. } Cont'd.
Texas & New Orleans R. R.

EAGLE PASS BRANCH

READ DOWN		Miles	TABLE 118 May 21, 1916. Wells-Fargo Express Co.		Popula- -tion.	READ UP	
No. 225 Daily			Lv.	Ar.		No. 226 Daily	
4 10PM		0	Lv.	SPOFFORD	Ar.	79	3 20PM
* 4 42"		13		Darling			* 2 48"
* 4 59"		21		Paloma			* 2 31"
* 5 15"		29		Olmos			* 2 15"
5 30PM		35	Ar.	EAGLE PASS	Lv.	3,536	2 00PM

GONZALES BRANCH

READ DOWN		Miles	TABLE 119 May 21, 1916. Wells-Fargo Express Co.		Popula- -tion.	READ UP	
No. 221 Mixed Daily	No. 219 Mixed Daily		Lv.	Ar.		No. 222 Mixed Daily	No. 220 Mixed Daily
4 55PM	2 40PM	0	Lv.	HARWOOD	Ar.	300	4 35PM
* 5 20"	* 3 03"	6		Kokernot			* 4 12"
5 50PM	3 30PM	12	Ar.	GONZALES	Lv.	3,139	3 45PM
							* 1 15"
							12 45PM

LA GRANGE BRANCH

READ DOWN		Miles	TABLE 120 May 21, 1916. Wells-Fargo Express Co.		Popula- -tion.	READ UP	
No. 209 Daily	Ex. Sun.		Lv.	Ar.		No. 208 Daily	Ex. Sun.
4 45PM		0	Lv.	GLIDDEN	Ar.	84	2 35PM
* 4 57"		3.6		Knarf			* 2 24"
* 5 08"		7.1		Lorine			* 2 13"
5 31"		12.8		Ellinger		488	* 1 50"
* 5 58"		19.2		Joiner			* 1 23"
6 20PM		24.7	Ar.	LA GRANGE	Lv.	1,850	1 00PM

CLINTON BRANCH

READ DOWN		Miles	TABLE 121 Sept. 17, 1916. Wells-Fargo Express Co.		Popula- -tion.	READ UP	
No. 189 Mixed Daily	No. 187 Mixed Daily		Lv.	Ar.		No. 190 Mixed Daily	No. 188 Mixed Daily
Ex. Sun.	Ex. Sun.					Ex. Sun.	Ex. Sun.
2 30PM	7 15AM	0.0	Lv.	MAGERS	Ar.		4 45PM
3 00PM	7 35AM	3.9	Ar.	CLINTON	Lv.		4 15PM
							9 25AM
							9 00AM

RUSK BRANCH

READ DOWN		Miles	TABLE 122 Sept. 17, 1916. Wells-Fargo Express		Popula- -tion.	READ UP	
No. 101 Mixed Daily	No. 106 Mixed Daily		Lv.	Ar.		No. 103 Mixed Daily	No. 105 Mixed Daily
12 20PM	3 15PM		Lv.	RUSK	Ar.	1,558	2 10PM
12 55PM	3 50PM		Ar.	GALLATIN	Lv.	125	1 25PM
							4 45PM
							4 10PM

Connection made at Gallatin with Trains No. 155 and No. 156 for Dallas and Beaumont.

SOUR LAKE BRANCH

READ DOWN			Miles	TABLE 123 Sept. 17, 1916. (Wells-Fargo Exp.)		Popula- -tion.	READ UP		
No. 195 Mixed Daily	No. 193 Mixed Daily	No. 191 Mixed Daily		Lv.	Ar.		No. 192 Mixed Daily	No. 194 Mixed Daily	No. 195 Mixed Daily
PM	PM	AM			AM	PM	PM	PM	
5 55	1 30	9 20	0.0	Lv.	NOME	Ar.	100	9 00	
6 25	2 00	9 50	8.4	Ar.	SOUR LAKE	Lv.	800	8 30	
								12 40	
								4 20	

TURPENTINE BRANCH

READ DOWN		Miles	TABLE 124 Sept. 17, 1916. Wells-Fargo Express.		Popula- -tion.	READ UP	
No. 1 Mix. Da.			Lv.	Ar.		No. 2 Mix. Da.	
12 55PM		0	Lv.	ROCKLAND	Ar.	305	4 15PM
* 1 00"		1		Downman			* 3 55"
* 1 10"		5		Kyle Quarry			* 3 40"
		7		Aldridge			* 2 30"
1 40PM		10	Ar.	TURPENTINE	Lv.	25	2 00PM

*Stop on signal.

||Meal Station.

¶Stations where through tickets are sold.

"Southern Pacific Lines."

Galveston, Harrisburg & San Antonio Ry.—Cont'd.

HOUSTON, VICTORIA, CUERO & SAN ANTONIO.

READ DOWN				Miles		TABLE 125 May 21, 1916. Wells Fargo Ex. Co.		POPULATION		READ UP	
	305 Daily	301 Daily						302 Daily	306 Daily		
	PM	AM						PM	PM		
	500	915	0.0		Lv. HOUSTON. Ar.	108172	610	135			
	640	1040	35.4		Rosenberg...	1,198	445	1201			
	658	1103	43.6		Beasley..	79	424	1136			
	711	1120	48.1		Kendleton..	116	409	1120			
	725	1132	55.3		Hungerford..	183	355	1103			
	740	1152	60.2		Wharton	1,505	340	1056			
	740	1152	60.2		Wharton	1,505	340	1056			
	* 750	*1201	64.9		Mackay.....		* 327	*1035			
	800	1210	68.3		Pierce.....	65	317	1026			
	812	1220	73.6		El Campo..	1,778	307	1015			
	* 823	*1228	79.1		Hillje.....		* 257	*1002			
	832	1236	83.8		Louise.....	500	248	952			
	848	1250	91.5		Ganado.....	558	234	936			
	907	109	100.6		Edna.....	1,144	216	915			
	* 915	* 117	104.6		El Toro.....		* 209	* 906			
	925	129	110.6		Ines.....	83	169	854			
	938	145	117.7		Telferner..	300	145	840			
	955	205	125.3		Ar. VICTORIA. Lv.	7,000	125	820			
	PM	AM					AM				
	319						320				
	Mxd.						Mxd.				
	Daily						Daily				
	AM						PM				
	830	220	125.3		Lv. VICTORIA. Ar.	7,000	105	310			
	* 855	* 243	133.8		Craig.....		*1240	* 243			
	902	250	136.3		Nursery.....	177	1233	225			
	925	305	142.4		Thomason..	347	1217	155			
	* 935	* 315	146.4		Verbelle..		*1207	* 135			
	1000	333	153.5		Cuero.....	4,412	1150	115			
	AM	* 345	160.6		Lindernau..	40	*1137	PM			
		408	169.6		Westhoff..	425	1117				
		419	173.8		Sample.....	35	*1103				
		438	182.2		Smiley.....	400	1044				
		455	190.1		Nixon.....	850	1027				
		506	194.8		Pandora.....		1016				
		524	202.7		Stockdale..	725	957				
		543	209.4		Sutherland Spgs	550	938				
		* 550	213.3		Anville.....		* 930				
		558	215.6		Lavernia..	342	923				
		* 610	220.7		Carpenter..	60	* 911				
		618	224.1		Adkins.....	183	902				
		* 626	227.1		Saunders..		* 854				
		* 637	231.1		Martinez..		* 844				
		705	240.6		Ar. SAN ANTONIO. Lv.	119447	815				
	PM	AM					AM				

THROUGH CAR SERVICE.
Trains 301 and 302.—Chair Cars and Coaches between Houston and San Antonio.

VICTORIA AND BEEVILLE.

READ DOWN				Miles		TABLE 126 May 21, 1916. (Wells Fargo Express.)		POPULATION		READ UP	
No. 307 Daily	No. 321 Mxd. Dly. Ex. Sun.							No. 308 Daily	No. 322 Mxd. Dly. Ex. Sun.		
	2 15PM	10 25AM	0		Lv. VICTORIA. Ar.	7,000		10 25AM	9 25PM		
*	2 29 "	*10 43 "	5		Aloe.....			*10 05 "	* 8 10 "		
	2 37 "	10 55 "	8		Raisin.....	120		9 54 "	* 7 50 "		
	2 48 "	*11 11 "	18		Cologne...	34		9 44 "	* 7 25 "		
	2 56 "	11 35AM	16		Fannin.....	200		9 34 "	* 7 10 "		
	3 20 "	12 25PM	26		Gollad.....	1,261		9 12 "	6 10 "		
*	3 40 "	*12 47 "	33		Olip.....			* 8 54 "	* 5 09 "		
	4 00 "	1 30 "	42		Berclair..	250		8 34 "	* 4 42 "		
*	4 09 "	* 1 45 "	46		Candlish..			* 8 22 "	* 4 30 "		
	4 35PM	2 25PM	55		Ar. BEEVILLE. Lv.	3,269		8 00AM	4 00PM		

VICTORIA AND PORT LAVACA.

READ DOWN				Miles		TABLE 127 May 21, 1916. (Wells Fargo Exp.)		POPULATION		READ UP	
No. 308 Daily	No. 320 Mixed Daily							No. 319 Mixed Daily	No. 307 Daily		
	10 30AM	3 40PM	0.0		Lv. VICTORIA. Ar.	7,000		7 45AM	1 15PM		
	10 50 "	4 07 "	5.8		Guadalupe..	49		7 20 "	12 53 "		
	11 11 "	4 45 "	12.8		Placedo...			6 50 "	12 35 "		
	*11 25 "	* 5 15 "	18.8		Kamey.....			* 6 24 "	*12 19 "		
	*11 30 "	* 5 30 "	21.6		Clarks.....			* 6 15 "	*12 14 "		
	11 45AM	6 00PM	26.9		Ar. PORT LAVACA. Lv.	1,699		6 00AM	12 01PM		

*Stop on signal.

||Meal Station.

¶Stations where through tickets are sold.

"Southern Pacific Lines."

Galveston, Harrisburg & San Antonio Ry.—Cont'd.

HOUSTON AND GALVESTON.

READ DOWN				TABLE 128. Sept. 17, 1916. Wells, Fargo Express		Population.	READ UP			
No. 201 Daily Ex. Sun. Motor	No. 176 Daily	No. 173 Daily	No. 171 Daily				Miles.	No. 172 Daily	No. 174 Daily	No. 176 Daily
	PM	PM	AM	AM	(H & T C Depot)		AM	PM	PM	AM
	5 00	8 00	1135	7 40	0.0... HOUSTON...	108172	850	7 50	1110	7 45
	*5 17	h8 15		*7 55	7.2... Harrisburg...	563	G831	*7 31		*7 25
					9.8... El Buey...					
	*5 25	h8 21		*8 02	12.0... Pasadena...	75	G824	*7 24		*7 18
	*5 29	h8 24		*8 05	14.3... Deep Water...	59	G821	*7 20		*7 14
	*5 33	h8 27		*8 09	16.6... Deer Park...	26	G818	*7 17		*7 09
	*5 43		*1210		22.2... Strang...		*809			6 59
	*5 48	*8 38	*1215		24.7... Morgan Pt...		*804			*6 54
	5 56	8 44	1220		25.7... Sylvan Beach...		759			6 49
					22.2... Strang...					
				8 22	23.9... La Porte...	678		7 07	*1033	
	6 20	8 57	1234	8 32	31.0... Seabrook...	250	743	6 57	*1023	6 35
			*1237		34.1... Bayview...		*735	*6 50		
	*9 06		*1244	*8 42	38.4... San Leon...	125	*730	*6 45		
			*1253		44.3... Nadeau...		*722			
	*9 18		*1257	*8 55	46.9... Texas City Jet.		*718	*6 33		
					50.8... Virginia Pa't.					
		9 40	120	9 20	57.6... GALVESTON.	41,076	655	6 10	940	
	PM	PM	PM	AM			AM	PM	AM	

Prefix "h" indicates stops on flag Sundays only and Daily on flag to let off passengers from points beyond Houston.

Prefix "G" stops on flag Sundays only and Daily to let off passengers from points south of Seabrook.

WHARTON, BAY CITY AND PALACIOS.

READ DOWN			TABLE 129. May 21, 1916. Wells-Fargo Exp. Co.		Popula- -tion.	READ UP	
No. 323 Mxd. Daily Ex. Sun.	No. 309 Daily	Miles				No. 310 Daily	No. 324 Mxd. Daily Ex. Sun.
	12 30PM	0	Lv. WHARTON. Ar.	1,505	10 50AM		
	*12 44	4	Dinsmore		*10 28		
		6	Kreigel				
	12 50	7	Burr		10 22		
	1 00	10	Iago	100	10 11		
	1 05	11	Boling		10 06		
		13	Parkdale				
	*1 16	15	Don Tol		*9 55		
	1 25	18	Pledger	150	9 47		
	*1 39PM	23	Podó		*9 32AM		
		0	Lv. HAWKINSVILLE Ar.			11 00AM	
	11 15AM	17	Ar. VAN VLECK Lv.	200	9 35AM		
	12 35PM	2	Lv. Van Vleck Ar.	200	9 07AM		
	2 05PM	32	Ar. Bay City Lv.	3,156	8 53		
	2 20	39	Lv. Bay City Ar.	3,156	8 53		
	2 20	39	Markham	80	8 37		
	2 35	45	Midfields	75	8 13		
	3 00	54	Blessing	400	8 02		
	3 12	57	Ar. PALACIOS Lv.	1,389	7 35AM		
	3 45PM	70					

HARRISBURG BRANCH.

READ DOWN		TABLE 130. May 21, 1916. Wells, Fargo Express Co.		READ UP	
Miles	Popula- -tion.	Miles	Popula- -tion.	Miles	Popula- -tion.
0		Lv. STELLA	Ar.		
8		Ar. HARRISBURG	Lv.	563	

THE DENVER HOTEL, VICTORIA, TEXAS

"The City of Roses"

AMERICAN PLAN — \$2.00, \$2.50, \$3.00

"Let Others Speak of Our Merits"

B. H. MATTHEWS, Prop.

*Stop on signal.

||Meal Station.

†Stations where through tickets are sold.

"IN THE HEART OF HOUSTON"-FIREPROOF
 232 ROOMS, 140 WITH PRIVATE BATHS.
 EUROPEAN \$1.00 TO \$3.00 PER DAY.

THE NEW HOTEL BRISTOL AND ANNEX

"Southern Pacific Lines."

Houston & Texas Central R. R.

HOUSTON AND DENISON.

READ DOWN					Miles.	TABLE 131. May 21, 1916. Wells-Fargo Express.	Popula- -tion.	READ UP				
No. 13 Daily.	No. 45 Daily.	No. 17 Daily.	No. 5 Daily.	No. 3 Daily.				No. 2 Daily.	No. 6 Daily.	No. 18 Daily.	No. 46 Daily.	No. 16 Daily.
AM 1015	PM 1140	PM 1130	PM 9 10	0	Lv. HOUSTON..Ar.	108172	AM 6 30	AM 7 10	AM 6 00	PM 7 35	
*1043	*1208	* 9 36	7	Eureka	200	*5 32	* 708	
*1052	* 9 47	13	Fairbanks	71	*5 22	* 658	
1102	*1231	* 9 59	19	Satsuma	125	*5 10	* 646	
1119	*1248	*10 18	26	Cypress	296	* 5 40	*4 53	* 631	
1129	*1257	*10 27	36	Hookley	383	* 5 23	*4 44	* 622	
*1138	* 105	*10 35	41	Waller	100	* 5 13	*4 35	* 614	
1145	115	1245	10 45	46	Prairie View	1,849	4 55	5 45	4 25	
1155	AM	1245	10 50	AM	51	Ar. Hempstead..Lv.	1,849	PM	4 50	5 45	AM	
.....	*11 00	* 8 00	51	Lv. Hempstead..Ar.	73	* 4 50	* 4 40	
*1217	*11 15	* 8 10	53	Howth	228	* 4 37	* 4 28	
1236	119	11 32	* 8 23	55	Courtney	3,284	4 17	4 10	5 03	
*1246	* 8 43	76	Navasota	* 615	
*1256	*11 51	76	Nelleva	613	* 504	
113	*12 07	81	Millican	150	* 3 43	* 455	
128	* 201	*12 20	89	Wellborn	* 3 31	* 458	
158	211	12 30	100	College Station..	4,132	* 3 18	* 4 18	* 425	
* 152	12 45	108	Bryan	130	* 3 08	4 10	* 415	
* 205	108	Benchley	* 2 51	* 358	
* 220	115	Sutton	* 343	
* 220	250	1 15	121	Ar. Hearne..Lv.	2,352	2 15	3 30	
* 220	250	1 25	121	Lv. Hearne..Ar.	2,352	2 05	3 30	
* 238	310	1 45	129	Calvert	2,579	1 45	3 10	
* 255	* 2 00	137	Hammond	115	* 1 30	* 255	
* 301	140	Wootan	* 248	
* 312	337	2 11	143	Ar. Bremond..Lv.	808	1 20	2 45	
* 312	337	2 20	143	Lv. Bremond..Ar.	808	1 10	2 45	
* 322	148	Denny	* 226	
* 335	2 47	154	Kosse	764	12 43	* 216	
* 352	3 05	162	Thornton	678	12 25	* 202	
* 411	3 25	170	Groesbeeck	1,454	12 05	2 02	
* 435	450	3 55	12 55	181	Mexico	2,694	12 05	11 35	1 40	
* 450	4 11	189	Wortham	899	PM	11 18	* 108	
* 515	4 31	199	Richland	425	10 53	* 1248	
* 526	* 4 42	204	Angus	39	*10 41	* 1238	
* 540	545	5 00	211	Lv. Corsicana..Lv.	9,978	10 25	12 48	
.....	217	Carl	* 1225	
* 558	* 5 25	221	Rice	325	*10 03	*1203	
* 605	* 5 33	226	Alma	158	* 9 55	*1155	
* 615	620	5 45	231	Ar. Ennis..Lv.	5,669	9 45	12 10	
* 625	620	5 50	231	Lv. Ennis..Ar.	5,669	9 30	12 05	
.....	6 00	234	Garrett	163	9 20	
* 641	6 12	239	Palmer	605	9 07	*1117	
.....	6 19	243	Trumbull	98	* 9 00	
654	6 26	246	Ferris	1,233	8 53	1105	
.....	6 34	250	Wilmer	200	* 8 45	
.....	6 42	255	Hutchins	204	* 8 38	
.....	6 51	260	Miller	* 8 29	
735	735	7 10	265	Ar. Dallas..Lv.	118482	8 15	11 00	1030	
PM	AM	8 15	265	Lv. Dallas..Ar.	118482	7 30	PM	AM	
.....	8 45	277	Richardson	400	7 00	
.....	8 57	283	Piano	1,258	6 49	
.....	9 10	289	Allen	380	6 37	
.....	9 27	296	McKinney	4,714	6 23	
.....	9 38	303	Melissa	350	6 10	
.....	9 51	308	Anna	402	6 01	
.....	10 05	313	Van Alstyne..	1,441	5 50	
.....	10 18	319	Howe	581	5 37	
.....	10 40	329	Sherman	13,488	5 15	
.....	11 00	338	Ar. DENISON..Lv.	14,594	4 50	
8 40	8 40	8 40	Lv. Dallas..Ar	118482	7 30	7 30	7 20	
6 50	7 25	7 25	Ar. St. Louis..Lv	734667	9 05	9 05	9 15	
12 05	11 59	11 59	Ar. KANSAS CITY..Lv	281911	3 10	3 10		

"Southern Pacific Lines."

Houston & Texas Central R. R.—Cont'd.

AUSTIN AND LLANO.

READ DOWN			TABLE 134. Aug. 6, 1916. (Wells Fargo Exp.)			READ UP		
	No. 51 Daily	Miles			Popula- -tion.		No. 52 Daily	
	7 00AM	0	Lv.....	AUSTIN.....	34,016	Ar.....	5 00PM	
	* 7 24 ⁰⁰	6.8		Fishers.....			* 4 32 ⁰⁰	
	* 7 36 ⁰⁰	13.0		Waters Park.....			* 4 18 ⁰⁰	
	7 45 ⁰⁰	16.5		McNeil.....	132		* 4 10 ⁰⁰	
	* 7 55 ⁰⁰	21.9		Rutledge.....	21		* 3 58 ⁰⁰	
	8 05 ⁰⁰	26.1		Cedar Park.....	21		* 3 47 ⁰⁰	
	8 18 ⁰⁰	31.5		Leander.....	283		* 3 35 ⁰⁰	
	8 37 ⁰⁰	39.2		Liberty Hill.....	500		* 3 13 ⁰⁰	
	* 8 48 ⁰⁰	44.4		Grover.....			* 3 02 ⁰⁰	
	9 00 ⁰⁰	49.2		Bertram.....	450		* 2 50 ⁰⁰	
	* 9 12 ⁰⁰	57.1		Summit.....			* 2 35 ⁰⁰	
		59.8	Ar.....	Wilkie.....		Lv.....		
	9 25 ⁰⁰	60.3	Ar.....	BURNET.....	981	Lv.....	2 25 ⁰⁰	
	9 25 ⁰⁰	60.3	Lv.....	BURNET.....	981	Ar.....	2 25 ⁰⁰	
		59.8	Lv.....	Wilkie.....		Ar.....		
	* 9 49 ⁰⁰	66.9		Sudduth.....			* 1 58 ⁰⁰	
	9 55 ⁰⁰	69.8	Ar.....	Fairland.....	60	Lv.....		
	*10 04 ⁰⁰	73.8	Ar.....	Granite Mountain.....	34	Lv.....	* 1 41 ⁰⁰	
	10 12 ⁰⁰	75.8	Ar.....	MARBLE FALLS.....	1,061	Lv.....	* 1 31 ⁰⁰	
	10 12 ⁰⁰	75.8	Lv.....	MARBLE FALLS.....	1,061	Ar.....	* 1 31 ⁰⁰	
	*10 21 ⁰⁰	73.8		Granite Mountain.....	34		* 1 23 ⁰⁰	
	*10 30 ⁰⁰	77.8		Tuggle.....			* 1 14 ⁰⁰	
	9 55 ⁰⁰	69.8	Lv.....	Fairland.....	60	Ar.....		
	10 50 ⁰⁰	79.1	Ar.....	Kingsland.....	194	Lv.....	12 56 ⁰⁰	
	*11 06 ⁰⁰	87.0		Graphite.....			*12 38 ⁰⁰	
	11 30AM	98.7	Ar.....	LLANO.....	1,687	Lv.....	12 15PM	

BURNET AND LAMPASAS.

READ DOWN			TABLE 135. Aug. 6, 1916. (Wells Fargo Exp.)			READ UP		
	No. 57 Mixed Daily	No. 53 Mixed Daily.	Miles		Popula- -tion.		No. 54 Mixed Daily.	No. 58 Mixed Daily
	9 35AM	2 40PM	0	Lv.....	981	Ar.....	2 05PM	9 00AM
	10 10 ⁰⁰	* 3 15 ⁰⁰	11.5		200		* 1 30 ⁰⁰	8 20 ⁰⁰
	*10 20 ⁰⁰	* 3 28 ⁰⁰	15.0				* 1 15 ⁰⁰	* 8 05 ⁰⁰
	10 50AM	4 00PM	23.0	Ar.....	2,119	LAMPASAS Lv	12 50PM	7 40AM

MEXIA, NELLEVA JCT. AND HEMPSTEAD.

READ DOWN			TABLE 136. May 21, 1916. (Wells Fargo Exp.)			READ UP		
	No. 2 Daily	Miles			Popula- -tion.		No. 3 Daily	
	12 05PM	0	Lv.....	MEXIA.....	2,694	Ar.....	12 55PM	
	12 15 ⁰⁰	3		Mexia Jct.....			12 45 ⁰⁰	
	12 30 ⁰⁰	9		Fallon.....			12 30 ⁰⁰	
	*12 45 ⁰⁰	15		Personville.....	103		*12 15 ⁰⁰	
	12 58 ⁰⁰	20		Farrar.....	73		12 02PM	
	1 25 ⁰⁰	31		Jewett.....	586		11 35AM	
	1 43 ⁰⁰	38		Robbins.....			11 17 ⁰⁰	
	* 2 02 ⁰⁰	45		Flynn.....	180		*10 58 ⁰⁰	
	2 25 ⁰⁰	53		Normangee.....	675		10 35 ⁰⁰	
	* 2 35 ⁰⁰	58		George.....			*10 25 ⁰⁰	
	2 45 ⁰⁰	62		North Zulch.....	250		10 15 ⁰⁰	
	* 3 02 ⁰⁰	70		Cross.....	125		* 9 58 ⁰⁰	
	3 10 ⁰⁰	73		Iola.....	121		9 50 ⁰⁰	
	* 3 22 ⁰⁰	78		Mesa.....			* 9 38 ⁰⁰	
	* 3 52 ⁰⁰	90		Piedmont.....			* 9 08 ⁰⁰	
	* 4 00 ⁰⁰	93		Crowder.....			* 9 00 ⁰⁰	
	4 10 ⁰⁰	97		Nelleva Jct.....			8 50 ⁰⁰	
	4 17 ⁰⁰	101		Navasota.....	3,284		8 43 ⁰⁰	
	5 00PM	121	Ar.....	HEMPSTEAD.....	1,849	Lv.....	8 00AM	

THROUGH CAR SERVICE.

Trains Nos. 15 and 16.—"The Hustler," Pullman Sleepers between Houston and Dallas and Dallas to New Orleans via Houston on train No. 8. Steel Chair Cars and Coaches between Houston and Austin, and Dallas and Ft. Worth.

Trains Nos. 5 and 6.—Sleepers between Denison and Houston; Waco to Houston on No. 66-6. Sleeper Ft. Worth to Houston on train No. 86-6. Steel Coaches and Chair Cars between Houston and Dallas and Denison.

Trains Nos. 2 and 3.—Run between Mexia and Hempstead, carrying Coaches and Chair Cars.

Trains Nos. 17 and 18.—"The Owl," Sleepers New Orleans to Dallas, Galveston and Dallas; Houston and Dallas; Houston to Ft. Worth on Train No. 17; Sleepers Dallas to Houston on No. 18. Sleeper Houston to Waco on No. 17. Steel Chair Cars and Coaches between Dallas and Galveston.

*Stop on signal.

¶Meal Station.

§Stations where through tickets are sold.

"Southern Pacific Lines."

Houston & Texas Central R. R.— Cont'd.

HEARNE AND GIDDINGS.

READ DOWN				Miles	TABLE 137.		Popula- -tion.	READ UP				
No. 135 Mixed Daily	No. 133 Mixed Daily	No. 131 Mixed Daily	No. 136 Daily		Aug. 6, 1916.			No. 137 Daily	No. 130 Mixed Daily	No. 132 Mixed Daily	No. 134 Mixed Daily	
PM	AM	AM	PM	0	Lv.....	HEARNE.....	Ar.	2,352	PM	AM	PM	PM
3 35	7 55	9 40		7		Tatsie			6 50	10 40	5 50	
3 55	8 20			12		Mumford		193		9 55	5 20	
4 10	8 45									9 45	4 55	
				4 20	Lv.....	Bryan.....	Ar.	4,132	1 25			
4 25	9 05	10 20	5 00	19		Bryan Junction			12 45	6 05	9 20	4 30
		*10 22	* 5 02	20		Stone City		42	*12 43	* 6 03		
		*10 23	* 5 04	20		Interurban Jct.			*12 41	* 6 02		
		*10 30	* 5 14	24		Cook's Point		87	*12 31	* 5 52		
		11 20	5 32	30		Caldwell		1,476	12 13	5 32		
		11 53	5 52	38		Deanville		106	11 53	4 45		
		12 15	6 05	45		Dime Box		129	11 40	4 25		
		*12 35	* 6 18	52		Loebau			*11 27	* 4 10		
		12 50	6 30	59	Ar.....	GIDDINGS	Lv.	1,375	11 15	3 50		
PM	AM	PM	PM						AM	PM	AM	PM

LANCASTER BRANCH.

READ DOWN				Miles.	TABLE 138.		Popula- -tion.	READ UP				
No. 27 Mixed Daily	*Ex. Sub.		No. 28 Mixed Daily		May 21, 1916.			No. 28 Mixed Daily	*Ex. Sub.			
				0	Lv.....	HUTCHINS	Ar.	204	9 20AM			
				5	Ar.....	LANCASTER	Lv.	1,115	9 00AM			

HOUSTON AND AUSTIN.

READ DOWN			Miles	TABLE 139.		Popula- -tion.	READ UP		
No. 45 Daily	No. 43 Daily			Aug. 6, 1916.			No. 42 Daily	No. 46 Daily	
			0	Lv.....	HOUSTON	Ar.	108,172	7 35PM	6 00AM
11 40PM	10 15AM		11		Hempstead		1,849	6 45	4 15
1 25AM	12 10PM		21		Chappell Hill		1,100	5 20	3 50
1 48	12 32		27		Brenham		4,718	4 55	3 25
2 15	12 55		34		Mill Creek		25*	4 36	* 3 00
* 2 30	* 1 07		37		Burton		425	4 25	2 45
2 45	1 21		40		Carmine		400	4 10	2 30
3 00	1 34		47		Ledbetter		310	3 55	2 16
3 15	1 47		56		Giddings		1,375	3 40	1 58
3 40	2 12		67		Paige		467	3 16	1 32
4 04	2 34		78		McDade		418	2 58	1 07
4 30	2 58		88		Elgin		1,707	2 32	12 42
5 00	3 29		93		Littig		168*	2 16	*12 28
* 5 11	* 3 41		100		Manor		900	2 04	12 17
5 24	3 54		105		Daffan			* 1 52	*12 05AM
* 5 36	* 4 06		115	Ar.....	AUSTIN	Lv.	34,016	1 20PM	11 30PM
6 10AM	4 40PM								

Trains Nos. 42 and 43—Chair Car between Houston and Austin.

Trains Nos. 45 and 46—Sleepers, Chair cars and Steel Coaches between Houston and Austin.

Texas City Terminal Railway.

E. A. BYNUM, Vice-Prest. & Genl. Mgr. Texas City, Texas
A. H. FONDA, Traffic Manager. 1008 Bush Bldg., Dallas, Texas

Miles	TABLE 140.		Popula- -tion.	American Express Co.							
	Oct. 25, 1916.			No. 1	No. 3	No. 5	No. 7	No. 9	No. 11	No. 13	
	READ DOWN			AM	AM	PM	PM	PM	PM	PM	
0.0	Lv.....	TEXAS CITY (10th St.)	5000	615	815	1250	350	550	650	1050	
4.4	Ar.....	Texas City Jct.		625	825	100	400	600	700	1100	
4.7	Ar.....	INTERURBAN		630	830	105	405	605	705	1105	
				No. 2	No. 4	No. 6	No. 8	No. 10	No. 12	No. 14	
				Da.	Da.	Da.	Da.	Da.	Da.	Da.	
	READ DOWN			AM	AM	PM	PM	PM	PM	PM	
0.0	Lv.....	INTERURBAN		630	930	130	430	630	730	1130	
0.3	Ar.....	Texas City Jct.		635	935	135	435	635	735	1135	
4.7	Ar.....	TEXAS CITY (10th St.)	5000	645	945	145	445	645	745	1145	

*Stop on signal.

||Meal Station.

||Stations where through tickets are sold.

GALVESTON-HOUSTON ELECTRIC RY. CO.

DAVID DALY, Manager

R. D. FRAZIER, General Pass. Agent.

SOUTH BOUND HOUSTON TO GALVESTON

TABLE 141.	AM		PM
	Daily	Daily	
	Ex. Sun.	AM	Daily
Houston.....	5 30	6 00	11 00
Sampson St.....	5 41	6 11	11 11
Eastwood.....	5 42	6 12	11 12
Edmundson.....	5 44	6 14	11 14
Belt Junction.....	5 45	6 15	11 15
Kensington.....	5 47	6 17	11 17
Brookline.....	5 49	6 19	11 19
Park Place.....	5 52	6 22	11 22
Ferndale.....	5 55	6 25	11 25
South Houston.....	5 58	6 28	11 28
Genoa.....	6 32	11 32	11 32
Webster.....	6 43	11 43	11 43
Power Plant.....	6 46	11 46	11 46
League City.....	6 48	11 48	11 48
Dickinson.....	6 54	11 54	11 54
Oleander.....	6 55	11 55	11 55
La Marque.....	7 06	12 06	12 06
Texas City Jct.....	7 09	12 09	12 09
Virginia Point.....	7 16	12 16	12 16
Oyster.....	7 25	12 25	12 25
Crockett.....	7 28	12 28	12 28
Galveston.....	7 40	12 40	12 40

And each hour daily thereafter until

NORTH BOUND GALVESTON TO HOUSTON

TABLE 141.	AM		PM
	Daily	Daily	
	Ex. Sun.	AM	Daily
Galveston.....		6 00	11 00
52nd Street.....		6 11	11 11
Crockett.....		6 12	11 12
Oyster.....		6 15	11 15
Virginia Point.....		6 24	11 24
Texas City Jct.....		6 30	11 30
La Marque.....		6 33	11 33
Oleander.....		6 43	11 43
Dickinson.....		6 45	11 45
League City.....		6 50	11 50
Power Plant.....		6 51	11 51
Webster.....		6 54	11 54
Genoa.....		7 06	12 06
South Houston.....	6 10	7 11	12 11
Ferndale.....	6 12	7 13	12 13
Park Place.....	6 15	7 15	12 15
Brookline.....	6 20	7 20	12 20
Kensington.....	6 22	7 22	12 22
Belt Junction.....	6 24	7 24	12 24
Edmundson.....	6 25	7 25	12 25
Eastwood.....	6 28	7 28	12 28
Sampson St.....	6 28	7 28	12 28
Houston.....	6 40	7 40	12 40

And each hour daily thereafter until

Baggage Cars Lv. Houston 8.00 A. M., 12.00 noon and 7 P. M. Lv. Galveston 8.00 A. M., 12.00 noon and 7.00 P. M. Sundays Lv. Houston 7.00 A. M. and 4 P. M. Galveston 8.00 A. M. and 3.00 P. M.

For additional information ask any agent, or write company, Houston, Tex.

Galveston, Houston & Henderson R. R.

J. H. HILL, Vice-Prest and Genl. Mgr. Galveston, Tex.
R. E. TIPTON, General Freight and Passenger Agent. Galveston, Tex.

READ DOWN							MILES	TABLE 142. Aug. 6, 1916. Amer. & W. F. Exp.	Population	READ UP						
No. 9 Sun. Only	No. 11 Sun. Only	No. 7 Daily	No. 1 Sun. Only	No. 6 Daily	No. 17 Daily	AM				AM	No. 10 Daily	No. 8 Daily	No. 2 Daily	No. 6 Daily	No. 12 Sun. Only	No. 4 Sun. Only
PM	PM	PM	AM	AM	AM	AM	730	HOUSTON	108172	AM	AM	PM	PM	PM		
835	120	5 00	900				730	(M. K. & T. Depot)	5 50	1020			1050	300		
845	130	5 15	910	740	650	1	730	Houston (I. & G. N.)	5 40	1010	1220	840	1040	250		
		5 27		* 752	* 702	6		Harrisburg.....	958		* 1208	* 826				
		5 35		* 759		11		Dumont.....	952		* 1201	* 818				
		5 40		* 804		15		Genoa.....	947		* 1156	* 812				
		5 52		* 815		22		Webster.....	937		* 1145	* 800				
		5 57		* 820	* 730	25		League City.....	928		1140	755				
		6 07		* 827	* 738	29		Dickinson.....	920		1131	747				
		6 20		* 838		37		La Marque.....	907		* 1120	* 735				
		6 25		843	755	39		Texas City Junc.....	902		1115	730				
		* 6 33		* 853		43		Virginia Point.....	* 4 32	* 855	* 1108					
1005	240	6 55	1020	915	825	50	Ar.	GALVESTON Lv	4 10	830	1045	700	93	125		
PM	PM	PM	AM	AM	AM	AM				AM	AM	PM	PM	PM		

Southwestern Railway Company.

A. C. PARKS, Vice-Prest. and Gen'l Mgr. Henrietta, Tex

READ DOWN				Miles	TABLE 143. Dec. 19, 1915. American Express.	Popula- -tion.	READ UP	
No. 1 Daily	No. 1 Ex. Sun.	AM	No. 2 Daily					
		8 30AM	0 0	Lv. HENRIETTA Ar.	2,104	1 30PM		
		9 15 "	11.5	Halsell.....	60	12 45 "		
		* 9 30 "	14.5	Jimdale.....		* 12 30 "		
		9 48 "	19.5	Scotland.....	175	12 12PM		
		10 30AM	29.7	Ar. ARCHER CITY Lv	825	11 30AM		

Moscow, Camden & San Augustine Ry.

W. T. CARTER, President. Camden, Texas
G. B. CAMPBELL, Auditor & Traffic Manager. Camden, Texas

READ DOWN			Miles	TABLE 144. July 18, 1915. Wells-Fargo Express.	Popula- -tion.	READ UP	
No. 1 Daily	No. 1 Ex. Sun.	AM				No. 2 Daily	
		8 30AM	0	Lv. CAMDEN Ar.	66	11 20AM	
		9 00AM	7	Ar. MOSCOW Lv.	263	10 35AM	

*Stop on signal. ¶Meal Station. ¶Stations where through tickets are sold.

Fort Smith, Poteau & Western R. R. Co.

D. J. EVANS, President, 646 Ry. Exch. Bldg., Chicago.
G. L. OLIVER, General Freight and Passenger Agent, Ft. Smith, Ark.

READ DOWN		Miles	TABLE 145		Popula- -tion.	READ UP	
Daily Ex. Sun.	Daily Ex. Sun.		Nov. 1, 1914.	Nov. 1, 1914.		Daily Ex. Sun.	Daily Ex. Sun.
1 30PM	6 30AM	0	Lv.....POTEAU.....Ar.	1,830	11 50AM	5 00PM	
1 50PM	6 50AM	8	Ar.....WITTEVILLE.....Lv.		11 30AM	4 40PM	

South Plains & Santa Fe Ry. Co.

C. DOUD, Vice-Prest. & Aud., Lubbock Texas.

READ DOWN		Miles	TABLE 146		Popula- -tion.	READ UP	
No. 1 Da. Ex. Sun.	No. 1 Da. Ex. Sun.		April 1, 1916.	April 1, 1916.		No. 2 Da. Ex. Sun.	No. 2 Da. Ex. Sun.
8 00AM	9		Lv.....CROSBYTON.....Ar.	800	3 00PM		
8 35"	0	Ralls.....	300	2 25"		
9 05"	18	Lorenzo.....	400	1 55"		
* 9 30"	26	Idalou.....	10	* 1 25"		
10 15AM	38		Ar.....LUBBOCK.....Lv.	3,300	12 45PM		

GROVETON, LUFKIN & NORTHERN RY.

J. S. JOYCE, President, Chicago, Ill.
R. B. FOWLER, Genl. Mgr., Winnfield, La.
E. FORD, General Freight and Passenger Agent, Groveton, Texas.

READ DOWN		Miles	TABLE 147		Popula- -tion.	READ UP	
No. 4 Mxd.Dy. Ex. Sun.	No. 4 Mxd.Dy. Ex. Sun.		Nov. 18, 1914.	Nov. 18, 1914.		No. 3 Hrd.Dy. Ex. Sun.	No. 3 Hrd.Dy. Ex. Sun.
AM 8 50	.0		Lv.....GROVETON Ar.	1,076	PM 3 10		
1.0		Atmar Jet.....				
1.3		G. L. & N. Jet.....				
* 9 10	8.1	Laoy.....		* 2 45		
* 9 45	14.0	Helmic.....		* 2 15		
9 55	17.3	Apple Springs.....	63	2 05		
10 15	22.4	Vair.....		1 45		
10 40	25.9	Blix.....		1 33		
11 15	36.0		Ar.....LUFKIN.....Lv.	2,749	1 05		

ASHERTON & GULF RAILWAY COMPANY

L. V. RICHARDSON, President and General Manager, Asherton, Texas
JOEL DEAN, G. F. & P. A., Asherton, Texas
R. S. CONLY, Auditor, Asherton, Texas

READ DOWN		Miles	TABLE 148		Popula- -tion.	READ UP	
No. 2 Daily	No. 2 Daily		Nov. 26, 1916.	Nov. 26, 1916.		No. 1 Daily	No. 1 Daily
10 00AM	.0		Lv.....ASHERTON.....Ar.	1,000	3 10PM		
10 40"	10.9	Catarina.....		2 30"		
* 11 00"	15.6	Lula.....		* 2 10"		
* 11 20"	20.3	Light.....		* 1 50"		
* 11 40"	26.1	Farmington.....		* 1 30"		
* 11 45AM	27.7	Happle.....		* 1 25"		
12 00PM	32.1		Ar.....ARTESIA-WELLS Lv.		1 10PM		

BENDER HOTEL

HOUSTON, TEXAS

UNDER ENTIRE NEW MANAGEMENT



100 Rooms without bath,
\$1.00 per day.

100 Rooms with bath,
\$1.50 per day.

50 Rooms with bath,
\$2.00 per day.

30 Rooms with bath,
\$2.50 per day.

20 Rooms with bath,
\$3.00 per day.

POPULAR-PRICED CAFE

DALEY & RUTHERFORD,
MANAGERS

*Stop on signal.

||Meal Station.

§Stations where through tickets are sold.

THE ONLY SOLID THROUGH TRAIN
FROM
TEXAS
TO
MEMPHIS, TENN.

is

Lone Star

via



SCHEDULE

Lv. Ft. Worth.....	4:05	P. M. today
“ Dallas.....	5:35	“ “
“ Greenville.....	7:27	“ “
“ Commerce.....	7:50	“ “
“ Sulphur Springs.....	8:19	“ “
“ Mt. Vernon.....	8:54	“ “
“ Mt. Pleasant.....	9:19	“ “
“ Texarkana.....	11:10	“ “
Ar. Memphis.....	7:45	A. M. tomorrow

UNEQUALED DINING CAR SERVICE

OTHER TRAINS

Lv. Ft. Worth.....	7:40	A. M.	8:00	P. M.
“ Dallas.....	10:00	“	10:20	“

Through Sleeper Ft. Worth and Dallas to Memphis, on Night Train.

See Cotton Belt Ticket Agent or write

GUS HOOVER,	T. H. LAWRENCE,	JOHN F. LEHANE,
Trav. Pass. Agt.,	Asst. Genl. Pass. Agt.,	G. F. & P. A.
FT. WORTH, TEX.	TYLER, TEXAS.	TYLER, TEXAS.

Cotton Belt Route

(ST. LOUIS SOUTHWESTERN RAILWAY COMPANY OF TEXAS.)

J. W. EVERMAN, First Vice-Prest. and General Manager..... Tyler, Tex.
 J. F. LEHANE, General Freight and Passenger Agent..... Tyler, Tex.
 T. H. LAWRENCE, Asst. General Passenger Agent..... Tyler, Tex.

TEXARKANA AND GATESVILLE.

READ DOWN			Miles	TABLE 149 Nov. 19, 1916. Wells Fargo Ex.		Popula- -tion.	READ UP		
No. 5 Lone Star Daily	No. 1 Daily	No. 3 Daily		No. 4 Daily	No. 2 Daily		No. 6 Lone Star Daily		
	9 16PM	9 50AM	0	Lv. ST. LOUIS (Un. Sta) Ar.	734667	7 00PM	7 11AM		
	2 36AM	3 06PM	13.2	Lv. THEBES. Lv.	717	1 21	1 33		
	2 57	3 27	18.6	Lv. ILLMO. Ar.	976	1 00	1 12AM		
		2 55	21.6	Lv. CAIRO. Ar.	15,593	1 55PM			
9 30PM	9 35AM	9 30PM	27.9	Lv. MEMPHIS Ar.	146113	7 45AM	7 00PM	7 45AM	
1 50AM	3 20PM	3 19AM	32.0	Lv. PINE BLUFF Ar.	17,060	1 18AM	1 22PM	3 28AM	
6 10AM	9 50PM	8 40	35.9	Ar. TEXARKANA. Lv.	17,836	6 55PM	7 00AM	11 10PM	
6 20AM	10 17PM	9 00	39.9	Lv. TEXARKANA. Ar.	17,836	6 30PM	6 40AM	11 00PM	
	10 54	9 29	42.9	Redwater	260	5 55	6 09		
	*11 04	9 40	47.3	Maud	375	5 42	* 5 58		
		9 46	53.8	Corley	66	5 35			
To Dallas and Ft. Worth	11 33	10 09	61.0	Stover				From Ft. Worth and Dallas	
		*10 17	61.0	Bassetts	63	5 10	5 31		
	11 55PM	10 33	68.2	Darden		* 4 58			
	12 03AM	10 43	72.7	Naples	1,178	4 40	5 08		
	*12 16	10 58	78.5	Omaha	750	4 30	4 58		
8 01AM	12 31	11 15	83.0	Cookville	425	4 15	* 4 45		
8 01AM	12 46	11 30	86.3	Ar. Mount Pleasant. Lv.	3,137	3 58	4 30	9 19PM	
		*11 45	87.4	Lv. Mount Pleasant. Ar.	3,137	3 43	4 15	9 19PM	
	1 11	11 56AM	88.3	Harvard		* 3 25			
		*12 09PM	86.0	Ar. Pittsburg. Lv.	1,916	3 12	3 46		
	* 1 39	*12 19	86.0	Pine	60	2 57			
		*12 25	87.4	Smith		2 45			
	1 52	12 28	91.6	Bettie	284	* 2 38	* 3 16		
* 2 07	* 12 40	*12 55	98.5	Delrose		* 2 35			
	* 2 30	* 1 04	102.3	Gilmer	1,484	2 23	3 05		
* 2 50	* 1 17	* 1 04	106.5	Pritchett	250	2 03	* 2 50		
	3 20	2 15	114.7	Pinnacle		* 1 53			
	3 30	2 25	122.0	Big Sandy	750	1 43	2 30		
	* 3 59	* 2 38	128.0	Winona	550	1 20	* 2 07		
	* 4 17	* 2 52	133.8	Akron					
	* 4 36	3 32	140.0	Ar. Tyler. Lv.	15,000	12 50	1 37		
	* 5 00	3 53	148.3	Lv. Tyler. Ar.	15,000	12 40	1 27		
	5 22	4 18	152.0	Greenbrier		*12 23			
* 5 33	4 31	3 28	156.7	Chandler	341	12 08PM	* 1 00		
* 5 53	4 51	3 42	165.3	Brownsboro	89	11 48AM	*12 42		
* 6 05	5 04	3 53	175.2	Opelika					
6 30	5 30	4 25	180.3	Murchison	120	11 27	*12 23		
6 30	5 36	4 18	188.6	Athens	2,261	11 05	12 05AM		
* 6 46	* 5 53	4 01	194.5	Malakoff	376	10 36	11 41PM		
* 6 59	6 07	4 18	202.8	Trinidad	75	10 22	*11 30		
7 16	6 23	5 04	202.8	Kerens	945	10 02	11 12		
7 33	6 39	5 04	210.1	Powell	248	9 50	*10 59		
7 55	6 59	5 36	216.4	Ar. Corsicana. Lv.	9,978	9 30	10 38		
8 17	7 18	6 07	223.7	Lv. Corsicana. Ar.	9,978	9 30	10 38		
	* 7 32	6 23	229.7	Corbet	69	9 04	*10 11		
No. 17 Motor Car Daily	8 42	7 40	237.6	Purdon	220	8 50	* 9 55		
	8 50	7 50PM	246.4	Dawson	803	8 32	9 39		
			253.2	Hubbard	1,843	8 14	9 23		
			258.2	Mount Calm	575	7 55	9 05		
			258.2	Axtell	220	7 36	8 45		
			266.4	Selby		* 7 21			
			269.5	East Waco		7 15	8 20		
			277.6	Ar. Waco. Lv.	45,237	7 05AM	8 10		
			277.6	Lv. Waco. Ar.	45,237				
			283.9	Ritchie		5 10	10 30AM		
			286.1	South Bosque	89	* 4 50	*10 11		
			292.7	Ar. McGregor. Lv.	1,864	4 40	10 02		
			292.7	Lv. McGregor. Ar.	1,864	4 20	9 42		
			295.7	Oglesby	283	4 10	9 42		
			299.7	Lime City		* 3 50	9 27		
			299.7	Leon Junction	62	* 3 42	* 9 20		
			305.3	Mound	38	3 24	9 03		
				Ar. GATESVILLE. Lv.	1,929	3 13	8 56		
						2 50PM	8 35AM		

MARYLAND HOTEL

NINTH & PINE STS.

ST. LOUIS, MO.

POPULAR PRICE EUROPEAN HOTEL

Absolutely Fireproof — Most Centrally Located
 240 Rooms with Connecting Baths—RATES:—\$1.00 to \$2.50
 Electric Fan (FREE) in Every Room—The Restaurant is Popular in Price

EDWARD W. DUNN, Manager

*Stop on signal.

||Meal Station.

||Stations where through tickets are sold.

Cotton Belt Route—Cont'd.

GATESVILLE AND COMANCHE.

READ DOWN		Miles	TABLE 150		Popula- tion.	READ UP	
No. 17 Motor Car Daily	No. 1 Daily		January 16, 1916.			No. 2 Daily	No. 18 Motor Car Daily
7 25PM	1 30PM	.0	Lv.	†GATESVILLE.....	Ar. 1,929	2 50PM	8 35AM
				Gatesville Jet.....			
* 7 38 "	* 1 45 "	4.3		Formil.....		* 2 29 "	* 8 21 "
* 7 42 "	* 1 48 "	5.5		Moccasin.....		* 2 26 "	* 8 17 "
7 59 "	2 10 "	11.7		Levita.....	89	2 10 "	8 00 "
8 15 "	2 24 "	17.1		Ireland.....		1 56 "	7 45 "
* 8 21 "	* 2 29 "	19.4		Robtin.....		* 1 50 "	* 7 38 "
8 35 "	2 40 "	23.7		Aleman.....		* 1 38 "	* 7 23 "
* 8 49 "	* 2 54 "	29.0		Porfa.....		* 1 25 "	* 7 10 "
9 00PM	3 10 "	32.2	Ar.	†Hamilton.....	Lv. 1,548	1 15 "	7 00AM
	3 10 "	32.2	Lv.	†Hamilton.....	Ar. 1,548	12 55 "	
	3 23 "	37.4		Edson.....		12 42 "	
	* 3 41 "	43.4		Shookley.....		* 12 21 "	
	3 53 "	47.5		Lamkin.....	07	12 09PM	
	* 4 07 "	52.3		Macksville.....		* 11 55AM	
	4 18 "	56.1		†Gustine.....	212	11 45 "	
	* 4 35 "	61.7		Creamer.....		* 11 29 "	
	4 55PM	68.7	Ar.	†COMANCHE.....	Lv. 2,756	11 10AM	

NOTE—Motor Cars Nos. 17 and 18 will not carry baggage, however baggage will be checked on tickets sold for Motor Cars and forwarded on trains Nos. 1 and 2.

HAMILTON & STEPHENVILLE

READ DOWN		Miles	TABLE 151		Popula- tion.	READ UP	
No. 401 Motor Car Daily	No. 402 Motor Car Daily		January 16, 1916.			No. 402 Motor Car Daily	402 Motor Car Stephenville trailer and handle baggage, express and pouch mail.
	3 20PM	.0	Lv.	†HAMILTON.....	Ar. 1,548	12 45PM	Motor Cars Nos. 401 and 402 will carry trailer and handle baggage, express and pouch mail.
	3 33 "	5.2		Edson.....		12 32 "	
	* 3 40 "	7.6		Leon River.....		* 12 24 "	
	3 55 "	13.3		Spurlin.....		12 09PM	
	4 10 "	18.6		†Carlton.....	350	11 55AM	
	* 4 20 "	22.4		Wilhite.....		* 11 45 "	
	* 4 26 "	24.4		Maloney.....		* 11 39 "	
	4 42 "	30.4		†Alexander.....	381	11 23 "	
	* 5 02 "	38.0		Alarm Creek.....		* 11 03 "	
	5 15PM	43.2	Ar.	†STEPHENVILLE.....	Lv. 2,561	10 50AM	

TEXARKANA AND SHERMAN

READ DOWN		Miles	TABLE 152		Popula- tion.	READ UP	
No. 29 Motor Car Daily	No. 203 Motor Car Daily		Nov. 19, 1916.			No. 204 Motor Car Daily	No. 30 Motor Car Daily
10 17PM	9 00AM	.0	Lv.	†TEXARKANA.....	Ar. 17,836	6 30PM	6 40AM
12 55AM	11 30AM	61.0	Lv.	†Mount Pleasant.....	Ar. 3,137	3 35 "	4 00 "
2 20 "	12 50PM	99.3		†Sulphur Springs.....	5,151	2 00 "	2 20 "
3 15 "	1 35 "	118.5	Ar.	†Commerce.....	Lv. 2,818	1 15 "	1 35AM
8 00 "	2 05 "	118.5	Lv.	†Commerce.....	Ar. 2,818	12 50 "	6 55PM
8 14 "	2 19 "	124.0		†Fairlie.....	248	12 36 "	6 41 "
8 33 "	2 38 "	131.5		†Wolfe City.....	1,402	12 17PM	6 22 "
8 52 "	2 57 "	138.9		†Bailey.....	360	11 58AM	6 03 "
9 09 "	3 14 "	145.7		†Randolph.....	221	11 41 "	5 46 "
9 30 "	3 35 "	153.9		†Whitewright.....	1,563	11 20 "	5 25 "
9 43 "	3 48 "	159.5		†Tom Bean.....	288	11 07 "	5 12 "
9 55 "	4 00 "	164.9		†Luella.....	10	10 53 "	4 58 "
10 10AM	4 15PM	170.7	Ar.	†SHERMAN.....	Lv. 13,488	10 40AM	4 45PM

NOTE—Motor Cars will carry trailer and handle baggage, express and pouch mail.

*Stop on signal.

†Meal Station.

‡Stations where through tickets are sold.

Cotton Belt Route—Con'd.

TEXARKANA, DALLAS AND FORT WORTH.

READ DOWN			TABLE 153		READ UP			
No. 103 Daily	No. 101 Da.	No. 5 Lone Star Daily	Miles	TABLE 153 Nov. 19, 1916. Wells Fargo Express.	Popula- -tion.	No. 6 Lone Star Daily	No. 104 Daily	No. 162 Daily
AM	PM	PM				AM	PM	AM
1130	1255	801	61.1	Lv. ST. LOUIS Ar.	734,567		700	711
255	916			Lv. CAIRO Ar.	15,593		155	
930	935	930		Lv. MEMPHIS Ar.	146,113	745	745	700
840	950	610	0	Ar. TEXARKANA Lv.	17,836	1110	655	700
				Lv. MOUNT PLEASANT Ar.	3,137	919	335	400
1148	*115		70.0	Winfield.	625		307	*336
1202	130	820	76.8	Lv. Mount Vernon Ar.	1,200	854	252	318
1215	*143		83.2	Saltillo.	220		237	*302
1225			88.0	Weaver.	79		217	
*1233			91.9	White Oak.			*227	
1250	220	905	99.3	Lv. Sulphur Springs Ar.	5,151	819	200	220
112	*248		109.4	Ridgeway.	110		135	*155
135	315	935	118.5	Ar. Commerce Lv.	2,818	750	115	135
150	315	935	118.5	Lv. Commerce Ar.	2,818	750	100	135
208			127.3	Neyland.	107		1242	
220	350	959	132.8	Lv. Greenville Ar.	9,897	727	1230	100
220	350	959	132.8	Lv. Greenville Ar.	9,897	727	1230	100
243			141.2	Clinton.	100		1209	
254	*422		146.4	Lv. Josephine Ar.	274		1158	*1225
304	432		150.5	Lv. Nevada Ar.	510		1149	1215
311	*440		154.1	Lavon.	178		1140	*1205
328	456		161.3	Lv. Wylie Ar.	620		1124	1147
338			165.7	Murphy.	92		1113	
350	519		171.0	Ar. Plano Lv.	1,258		1100	1122
401	519		171.0	Lv. Plano Ar.	1,258		1100	1122
401			176.0	Renner.	161		1040	206
410	540		179.8	Ar. Addison Lv.	65		1030	1100
AM	PM						AM	PM
920	930	*410	179.8	Lv. Addison Ar.	65		1030	*1100
*930	*421	*540	185.0	Meaders.			*1020	7 10
955	10 05	445	193.9	Ar. DALLAS Lv.	118,482	535	1000	1020
AM	PM						AM	PM
535	710		179.8	Lv. Addison Ar.	65		915	930
550	722		184.7	Lv. Carrollton Ar.	525		900	918
606	*736		190.4	Coppell.	118		845	*905
621	747		194.9	Lv. Grapevine Ar.	681		833	853
650	*812		203.8	Smithfield.	137		812	*832
725	845	125	215.6	Ar. FT. WORTH Lv.	99,528	405	740	800
PM	AM	PM				PM	AM	PM

TYLER, LUFKIN AND WHITE CITY.

READ DOWN			TABLE 154		READ UP			
No. 39 Mxd.Dly. Ex. Sun.	No. 403 Daily.	No. 301 Motor Daily.	Miles	TABLE 154 May 21, 1916. Wells Fargo Express.	Popula- -tion.	No. 401 Daily.	No. 302 Motor Daily.	No. 40 Mxd.Dly. Ex. Sun.
	2 45PM	7 00AM	.0	Lv. TYLER Ar.	15,000		8 05PM	
	*3 00	*7 17	6.1	Elkton.	200	11 18	*7 45	
	3 15	7 32	11.9	Flint.	450	11 04	7 22	
	3 27	7 46	16.7	Bullard.	168	10 49	7 13	
	3 42	8 02	22.2	Mount Selman.	2,875	10 37	6 58	
	4 03	8 25	30.1	Lv. Jacksonville Ar.	14	10 16	6 37	
	4 13	8 36	33.9	Craft.	250	10 04	6 27	
	4 25	8 48	38.2	Dialville.	1,558	9 53	6 15	
	4 45	9 08	45.6	Lv. Rusk Ar.		9 35	5 56	
	*5 12	*9 35	54.5	Redlawn.		*9 11	*5 34	
	5 25	9 47	57.7	Alto.	672	9 02	5 25	
	5 35	9 59	61.5	Morrill.	100	8 52	5 14	
	*5 37	*10 01	62.4	Brunswick.		*8 50	*5 11	
	5 52	10 17	67.5	Wildhurst.	123	8 37	4 57	
	5 54	10 19	68.2	Forest.	162	8 23	4 41	
	6 06	10 32	72.8	Wells.	200	8 10	4 27	
	6 19	10 45	77.8	Pollok.	82	7 54	4 08	
	6 35	11 01	83.8	Clawson.	59	7 45	3 55	
	6 45	11 15	87.7	Kelty.	2,749	7 40AM	3 50PM	
	6 50PM	11 20AM	89.6	Ar. Lufkin Lv.	2,749			
	8 00AM		89.6	Lv. Lufkin Ar.				
	8 05		90.4	Farber.	350			
	8 55		99.7	Huntington.				
	9 05		101.2	Prestridge.				
	*9 13		103.3	Donovan.				
	9 40		109.6	Boynton.				
	9 49		111.5	Monterey.				
	10 09		115.7	Warsaw.				
	10 36		121.2	Broadus.	120			
	11 25AM		131.5	Ar. WHITE CITY Lv.				

*Stop on signal. †Meal Station. ‡Stations where through tickets are sold.

Cotton Belt Route—Cont'd.

CORSICANA AND HILLSBORO.

READ DOWN		Miles	TABLE 155 Jan. 16, 1916. (Wells Fargo Express.)		Popula- -tion.	READ UP	
No. 67 Mx. Dly. Ex. Sun.	No. 603 Daily		Lv.	Ar.		No. 504 Daily	No. 68 Mx. Dly. Ex. Sun.
8 40AM	6 00PM	.0	Lv.	CORSICANA.....	9,978	9 15AM	6 00PM
* 9 27"	* 6 23"	7.3	Pinkston.....	50	* 8 48"	* 5 19"
9 45"	6 32"	11.0	 Barry.....	350	8 39"	5 01"
10 09"	6 45"	15.8	 Blooming Grove.....	903	8 26"	4 36"
10 37"	7 01"	21.3	 Frost.....	702	8 11"	4 01"
11 05"	7 17"	26.7	Mertens.....	400	7 54"	3 23"
11 30"	7 29"	31.0	 Brandon.....	401	7 42"	3 00"
12 20PM	8 00PM	41.8	Ar.	HILLSBORO.....	6,115	7 15AM	2 10PM

THROUGH CAR SERVICE.

Trains Nos. 5 and 6 "Lone Star"—Solid Through Trains. Electric Lighted Sleeping Car, Chair Car and Coach between Memphis, Dallas and Ft. Worth. Dining Car Service.

Trains Nos. 1 and 2.—Electric Lighted Sleeping Car between St. Louis and Waco and between Memphis and Dallas and Ft. Worth. Chair Car between St. Louis and Waco, and between Memphis, Dallas and Ft. Worth. Electric Lighted Dining Car between Memphis and Texarkana and Cafe Car between Malden and Brinkley. Coach between St. Louis and Brinkley and between Memphis and Waco, and between Mt. Pleasant and Ft. Worth and Dallas.

Trains Nos. 3 and 4.—Electric Lighted Sleeping Car between Memphis and Shreveport (on trains 5 and 6 between Memphis and Brinkley) Parlor Cafe Car between St. Louis and Jonesboro, Parlor Cafe Car between Tyler and Waco. Chair Car between St. Louis and Waco. Coach between St. Louis and Brinkley and Waco. Coach between Mt. Pleasant and Ft. Worth and between Texarkana, Dallas and Ft. Worth.

Eastern Texas Railroad.

W. S. WOOD, Auditor and General Freight and Passenger Agent. Lufkin, Tex.

READ DOWN		Miles	TABLE 156 Jan. 23, 1916. (Wells Fargo Express.)		Popula- -tion.	READ UP	
No. 1 Mxd. Daily Ex. Sun.	Mxd. Daily Ex. Sun.		Lv.	Ar.		No. 2 Mxd. Daily Ex. Sun.	Mxd. Daily Ex. Sun.
7 15AM		0	Lv.	LUFKIN.....	2,749	3 30PM	
* 7 49"		5.7	Caruthers.....		* 3 01"	
8 07"		10.0	Chancey.....		2 44"	
* 8 24"		14.2	Pine Island.....		* 2 22"	
8 43"		18.8	Druso.....	100	2 01"	
* 9 05"		23.7	Hagerville.....	66	* 1 43"	
9 35"		27.2	Ratcliff.....	500	1 30"	
9 55AM		30.3	Ar.	KENNARD.....	425	12 55PM	

Quanah, Acme & Pacific Railway.

CHAS. H. SOMMER, 1st Vice President. St. Louis, Mo.
ROBT. CRAY, 2nd Vice President and General Manager. Quanah, Tex.

READ DOWN			Miles	TABLE 157 June 18, 1916. (Wells Fargo Express.)		Popula- -tion.	READ UP		
No. 425 Daily	No. 51 Daily	No. 9 Daily		Lv.	Ar.		No. 10 Daily	No. 52 Daily	No. 112 Daily
AM	AM	PM	0	Lv	RED RIVER	AM	PM	AM	
9 46		4 24	1.0		Carnes	3 44		11 04	
9 50		* 4 28	1.0		* 3 40		11 00	
10 10		4 45	8.1	Ar.	QUANAH	3 20		10 40	
	8 05		.0	Lv.	QUANAH	3,127			
	8 25		4.9	Ar.	Acme	75			
	8 25		4.9	Lv.	Acme	75			
	8 47		15.4		Lasare	30			
	* 8 55		19.2		Sommer		4 07		
	* 9 13		25.5		Baker		3 56		
	9 20		29.3		Swearingen		3 56		
	10 00		42.1		Paducah	2,000	3 35		
	*10 23		52.4		Narcisso		* 3 28		
	*10 50		68.4		Russellville		* 3 05		
	11 24		75.7		Matador Jct.		2 57		
	11 30		79.1		Roaring Sps.	500	2 26		
	11 40		82.4	Ar.	MacBAIN		* 2 01		
	AM						1 06		
							1 00		
							11 40		

Motley County Railway Co.

H. O. STEPHENS, Auditor & Traffic Manager. Matador, Texas.
T. E. LECKIE, Gen'l Supt. Matador, Texas.

READ DOWN		Miles	TABLE 158 July 2, 1916. (Wells Fargo Express)		Popula- -tion.	READ UP	
No. 1 Daily	Daily		Lv.	Ar.		No. 2 Daily	Daily
10 15AM		0	Lv.	MATADOR.....	800	12 10PM	
11 10AM		8	Ar.	MATADOR JUNCTION.....		11 25AM	

*Stop on signal.

||Meal Station.

||Stations where through tickets are sold.

International & Great Northern Ry.

Jas. A. Baker, Receiver.
Thornwell Fay, Asst. to Receiver.

A. G. WHITTINGTON, General Manager for Receivers..... Houston, Tex.
H. BOOTH, Traffic Manager..... Houston, Tex.
D. J. PRICE, General Passenger and Ticket Agent..... Houston, Tex.
L. M. HOGSETT, General Freight Agent..... Houston, Tex.

LONGVIEW JUNCTION—LAREDO.

READ DOWN				TABLE 159 Nov. 26, 1916. (Wells Fargo Ex.)				READ UP					
No. 7 Daily	No. 6 Daily	No. 3. Daily.	Sun- shlnc Spl. Da.	Miles	Popula- tion.	Sun- shlnc Spl. Da.	No. 4 Daily	No. 6 Daily.	No. 8 Daily.				
PM	PM	AM	PM			AM	PM	AM	PM				
	8 45	9 05	6 25	Lv. ST. LOUIS Ar.	734,667	11 15	6 50	7 35					
	10 15	9 00	10 15	Lv. MEMPHIS Ar.	446,113	7 20	2 35	7 20					
5 45	4 30	4 00	9 15	Lv. LONGVIEW JCT. Ar.	5,155	8 20	12 40	11 45	3 35				
	* 4 42	* 4 12	 Foote's			* 12 25	* 11 35	* 3 23				
	5 00	4 28	 Kilgore	700		12 10	11 20	3 10				
6 27	5 25	4 50	9 53 Overton	675	7 37	11 50	10 55	2 47				
	5 42	5 03	 Arp	300		* 11 35	10 39	2 35				
7 10	6 06	5 20	10 19 Troup	1,126	7 10	11 20	10 19	2 23				
	* 6 20	* 5 32	 Gould	42		* 11 06	* 9 50	* 2 08				
	* 6 43	* 5 44	 Reynolds	80		* 10 57	* 9 35	* 1 55				
7 50	7 09	5 58	10 59 Jacksonville	2,875	6 30	10 45	9 20	1 40				
	* 7 08	* 6 05	 Hume			* 10 30	* 9 08	* 1 30				
	* 7 24	* 6 18	 Price's	65		* 10 13	* 8 44	* 1 14				
	7 35	6 30	 Neches	325		* 10 03	8 33	1 02				
	* 7 50	* 6 45	 Wells Creek			* 9 46	* 8 15	* 12 46				
8 45	8 00	7 00	11 54	Ar. Palestine Lv.	11,633	5 30	9 35	8 00	12 35				
	9 25	7 20	11 59	Lv. Palestine Ar.	11,633	5 25	5 10	6 30					
	* 9 43	* 7 39	 Tucker	97		* 4 45	* 6 10					
	10 03	8 02	 Oakwoods	906		* 4 25	5 50					
		* 8 15	 Peeler			* 4 13	* 5 37					
	10 21	* 8 25	 Keechi	62		* 4 05	* 5 28					
	10 37	8 45	 Buffalo	310		3 47	5 10					
	10 54	9 05	1 13 Jewett	586	3 55	3 27	4 47					
	11 15	9 31	 Marques	482		3 05	4 24					
		* 9 59	 Lake			* 2 43						
		10 05	 Easterly	46		2 37	3 54					
		10 18	 New Baden	103		2 26	3 44					
		10 25	2 18 Franklin	869	2 53	2 18	3 35					
No. 7 Daily	11 59	* 10 42	1 58 Elliott	41		* 2 05		No. 8 Daily				
AM	12 20	10 55	2 35	Lv. Hearne Ar.	2,352	2 35	1 55	3 00	AM				
2 20	12 30	11 10	2 42	Lv. Valley Jet Ar.		2 27	1 35	2 45	1 40				
* 2 30		11 23	181 Gause	289		1 25	* 2 30	* 1 30				
3 05	1 10	11 45	3 12	Lv. Milano Ar.	481	1 40	12 50	1 55	12 55				
3 25	1 30	12 05	3 30	Lv. Rockdale	2,073	1 20	12 28	1 30	12 30				
		* 12 25	210 Nile	37		* 12 11		* 12 05				
* 3 50		12 33	214 Thorndale	1,100		12 04	* 1 00	11 58				
* 4 02		12 49	224 Thrall	25		11 52	12 47	11 45				
4 20	2 40	1 30	4 30	Lv. Taylor Ar.	5,314	12 35	11 35	12 25	11 15				
4 36		1 48	235 Hutto	563		11 16		10 57				
4 51		2 06	243 Round Rock	1,138		10 58		10 40				
* 5 01		2 18	248 McNeill	132		10 47		10 28				
		* 2 25	250 Duval			* 10 38						
		* 2 38	256 Hooper			* 10 26						
5 38	4 05	3 00	5 35	Lv. Austin Ar.	34,016	11 28	10 10	11 15	9 50				
		* 3 15	267 Kouns			* 9 54						
* 6 09		* 3 26	273 Manchaca	118		9 42		9 22				
6 18		3 35	278 Buda	450		9 33		9 12				
6 33		3 50	284 Kyle	742		9 18		8 56				
6 50	5 16	4 08	6 33	Lv. San Marcos	4,071	10 35	9 00	10 20	8 37				
* 7 04		* 4 24	300 Hunter	162		8 45		8 22				
* 7 15		* 4 38	306 Goodwin	68		* 8 33		* 8 08				
7 23	5 50	4 48	7 05	Lv. New Braunfels	3,165	10 07	8 25	9 52	8 00				
* 7 41		* 5 05	318 Corbyn			* 8 07		* 7 42				
* 7 53		* 5 18	324 Bracken	75		7 53		7 28				
* 8 07		* 5 33	331 Wetmore	16		* 7 39		* 7 08				
8 30	7 00	6 00	8 05	Ar. San Antonio Lv.	119,447	9 15	7 15	9 00	6 45				
9 00	9 00	10 00	8 05	Lv. San Antonio Ar.	119,447	6 00	6 00	6 15					
9 34	9 34	10 50	355 Von Ormy	42		5 02	5 38					
9 42	9 42	* 11 02	359 Kirk			* 4 50	* 5 30					
9 58	9 58	11 30	365 Lytle	212	4 25	4 25	5 15					
10 21	10 21	No. 33	375 Devine	1,042	3 50	3 50	4 50					
10 40	10 40	Frt.	384 Moore	325	3 18	3 18	4 30					
11 10	11 10	Dly. Ex.	396 Pearsall	1,799	2 32	2 32	3 59					
11 45	11 45	Sun.	412 Dilley	500	1 32	1 32	3 18					
12 15	12 15	PM	425 Gardendale		12 40	12 40	2 54					
12 30	12 30	3 15	429	Lv. Cotulla Ar.	1,880	12 15	12 15	2 43					
1 00	1 00	4 10	430 Artesia Wells		* 11 25	* 11 25	2 18					
1 05	1 05	4 20	442 Artesia	60	* 11 20	* 11 20	2 13					
1 40	1 40	5 20	457 Encinal	627	10 20	10 20	1 40					
3 05	3 05	7 45	496	Ar. LAREDO Lv.	15,005	8 00	8 00	12 15					
PM	PM	PM	AM			PM	PM	PM					

*Stop on signal.

||Meal Station.

||Stations where through tickets are sold.

International & Great Northern Ry.—Con.

Jas. A. Baker, Receiver.
Thornwell Fay, Asst. to Receiver.

PALESTINE—GALVESTON

READ DOWN				Miles	TABLE 160. Nov. 26, 1916. Wells Fargo Express	Popula- -tion.	READ UP				
No. 5 Daily	No. 3 Daily	Sub- shinc Spl. Daily	PM				Sun- shinc Spl. Daily	No. 4 Daily	No. 8 Daily	No. 16-6 Daily	
	PM	AM	PM				AM	PM	PM	AM	
	8 45	9 05	6 25		Lv. St. Louis (U.S.) Ar.	734667	11 15	6 50			7 35
	10 15	9 00	10 15		Lv. MEMPHIS Ar.	146113	7 20	2 35			7 20
	4 30	4 00	9 15	0	Lv. LONGVIEW JCT. Ar.	5,155	8 20	12 40			11 45
	10 35	7 25	12 01	81	Lv. PALESTINE Ar.	11,633	5 20	9 20		3 10	6 30
		*7 41		89 Cronin.....			*8 58		*2 47	
	11 05	7 53		94 Elkhart.....	600		8 51		2 36	
	*1120	*8 05		100 Salmon.....	60		*8 37		*2 18	
	1135	8 21		106 Grapeland.....	550		8 24		2 00	
	*1152	8 35		112 Latexo.....	60		*8 04		*1 40	
	1210	8 50	1 23	119 Crockett.....	3,947	4 09	7 48		1 23	
		*9 05		125 Cut.....	60		*7 33		*1253	
	1241	9 19		133 Lovelady.....	525		7 15		12 37	
	*1248	*9 29		137 Red Branch.....			*7 05		*1226	
	1 15	9 48	2 14	146 Trinity.....	856	3 15	6 47		12 05	
	*1 31	1003		153 Riverside.....	128		6 33		11 44	
	1 50	1020		161 Dodge.....	350		6 18		11 26	
	2 00	1030	2 53	165 Phelps.....	67	2 35	6 08		11 10	
	2 27	1105		177 New Waverly.....	311		5 36		10 38	
	2 44	1123		185 Willis.....	832		5 21		10 20	
	3 05	1140	3 44	193 Conroe.....	1,374	1 40	5 05		10 00	
	No. 15 Daily	No. 17 Daily	3 05	193 Conroe.....	1,374	1 40	5 05	No. 14 Daily	10 00	
			*1148	196 Grand Lake.....			*4 55		*9 50	
			*1159	203 Tamina.....	128		*4 44		*9 38	
	PM	AM	3 40	209 Spring.....	550		4 30	AM	9 25	
	6 45	6 00	3 45	210 Sellers.....			4 25	8 55	9 10	10 25
	*6 51		*1221	218 Westfield.....	48		*4 18	*8 48	*9 24	
	*7 01		*1256	219 Aldine.....	72		*4 02	*8 38	*9 03	
	7 30	6 40	4 40	232	Ar. HOUSTON Lv.	108172	12 30	3 35	8 10	8 30	9 40
	PM	6 50	5 15	232	Lv. HOUSTON Ar.	108172	12 20	12 20	5 40	5 40	8 40
	*7 02	*7 02	5 27	237 Harrisburg.....	563	*1208	*1208			*8 26
			5 40	245 Genoa.....	100	*1156	*1156			*8 12
	*7 30	*7 30	5 57	255 League City.....	525	1140	1140			7 55
	*7 38	*7 38	6 07	260 Dickinson.....	250	1131	1131			7 47
			6 20	267 LaMarque.....	53	*1120	*1120			*7 35
	7 55	7 55	6 25	270 Texas City Junction.....		1115	1115			7 30
			*6 33	274 Virginia Point.....		*1108	*1108	*4 32	*4 32	
	8 25	8 25	6 55	280	Ar. GALVESTON Lv.	41,076	1045	1045	4 10	4 10	7 00
	AM	AM	PM	PM			AM	AM	AM	AM	PM

"Runs via Valley Junction"

PHELPS—HUNTSVILLE

READ DOWN				Miles	TABLE 161. Nov. 26, 1916. (Wells Fargo Express.)	Popula- -tion.	READ UP		
No. 304 Daily	No. 308 Mixed Daily	No. 302 Mixed Daily	No. 303 Mixed Daily				No. 305 Mixed Daily	No. 301 Daily	
3 00PM	6 15PM	11 15AM		0	Lv. PHELPS Ar.	67	10 20AM	5 55PM	2 20PM
3 25PM	6 40PM	11 40AM		8	Ar. HUNTSVILLE Lv.	2,072	9 55AM	5 30PM	1 55PM

NAVASOTA—MADISONVILLE

READ DOWN			Miles	TABLE 162. Oct. 22, 1916. (Wells Fargo Express.)	Popula- -tion.	READ UP	
No. 514 Daily						No. 515 Daily	
	11 20AM		0	Lv. NAVASOTA Ar.	3,284	4 25PM	
	11 58AM	11.0	 Anderson.....	572	3 47	
	12 20PM	18.5	 Roans Prairie.....	135	3 26	
	12 36	23.6	 Singleton.....	60	3 10	
	1 03	32.4	 Bedias.....	500	2 40	
	1 45PM	44.7		Ar. MADISONVILLE Lv.	1,000	2 00PM	

MINEOLA—TROUP

READ DOWN			Miles	TABLE 163. Nov. 26, 1916. (Wells Fargo Express.)	Popula- -tion.	READ UP	
No. 201. Daily	No. 205. Mrd. Da.					No. 202. Mrd. Da.	No. 206. Daily
	7 20AM	2 40PM	0	Lv. MINEOLA Ar.	1,706	10 15PM	12 40PM
	7 50	3 22	12 Lindale.....	658	9 38	12 08PM
	8 08	3 48	18 Swan.....	102	9 09	11 50AM
	8 30	4 28	26	Ar. Tyler Lv.	15,000	8 40	11 30
	8 30	5 00	26	Lv. Tyler Ar.	15,000	8 40	11 30
	* 8 45	* 5 20	31 Elberta.....		* 8 18	* 11 10
	9 00	5 45	36 Whitahouse.....	150	7 57	10 55
	9 30AM	6 20PM	45	Ar. TROUP Lv.	1,126	7 20PM	10 30AM

*Stop on signal.

¶Meal Station.

¶Stations where through tickets are sold.

International & Great Northern Ry.—Con.

Jas. A. Baker, Receiver.
Thornwell Fay, Asst. to Receiver.

HOUSTON—COLUMBIA.

READ DOWN		TABLE 164. Dec. 17, 1916. (Wells Fargo Express.)		READ UP	
No. 405. Pass'r. Daily.	Miles		Popula- tion.	No. 404. Pass'r. Daily.	
7 00AM	0	Lv.....HOUSTON.....Ar.	108,172	1 30PM	
7 30 ⁴⁴	11	Alameda.....	63	1 00 ⁴⁴	
7 45 ⁴⁴	16	Fresno.....		12 46 ⁴⁴	
7 52 ⁴⁴	19	Arcola.....	76	12 36 ⁴⁴	
8 12 ⁴⁴	21	Hawdon.....		12 30 ⁴⁴	
8 18 ⁴⁴	23	Juliff.....	63	12 05PM	
8 33 ⁴⁴	29	Sandy Point.....	189	11 49AM	
8 39 ⁴⁴	30	Rosharon.....		11 41 ⁴⁴	
8 45 ⁴⁴	32	Bonney.....	27	11 34 ⁴⁴	
8 57 ⁴⁴	37	Chenango.....		11 20 ⁴⁴	
9 10 ⁴⁴	40	Anchor.....	60	11 00 ⁴⁴	
9 20 ⁴⁴	42	Oyster Creek.....		10 30 ⁴⁴	
9 40AM	50	Ar.....EAST COLUMBIA.....Lv.	612	10 00AM	

NEW FEATURES

... OF ...

I. & G. N. SERVICE

THE *Sunshine Special*

26 hours from San Antonio	} TO ST. LOUIS
22 ³ / ₄ hours from Houston	
24 ¹ / ₂ hours from Galveston	
23 ³ / ₄ hours from Austin	

See Page 96 for Through Sleeping Car Service.

Condensed Local Schedules

GALVESTON-HOUSTON-FT. WORTH				FT. WORTH-SAN ANTONIO-LAREDO					
No. 16	No. 14	No. 15	No. 17	17-7	15-1	4-14	8-16		
7 00PM	4 10AM	Lv...Galveston...Ar.	825AM	750PM	645AM	Lv...Ft. Worth...Ar.	920PM	820AM	
9 40PM	8 10AM	Lv...Houston...Ar.	730PM	1105PM	1047AM	Waco...Ar.	517 ⁴⁴	509 ⁴⁴	
5 09AM	5 17PM	Waco...Ar.	1047AM	1105PM	155AM	223PM	Ar...Valley Jct...Lv.	140 ⁴⁴	220 ⁴⁴
8 20AM	9 20PM	Ar...Ft. Worth...Lv.	645AM	750PM	220 ⁴⁴	242 ⁴⁴	Lv...Valley Jct...Ar.	135PM	140AM
GALVESTON-HOUSTON-SAN ANTONIO-LAREDO				538 ⁴⁴	535 ⁴⁴	Austin...Ar.	1010AM	950PM	
16-7	14-1		2-15	8-17	830AM	805PM	Ar.San Antonio.Lv.	715 ⁴⁴	645 ⁴⁴
7 00PM	4 10AM	Lv...Galveston...Ar.	825AM		305PM	715AM	Ar...Laredo...Lv.	800PM	1215PM
9 40PM	8 10AM	Lv...Houston...Ar.	730PM						
2 00AM	1 20PM	Ar...Valley Jct...Lv.	245 ⁴⁴	220 ⁴⁴					
2 20 ⁴⁴	2 42 ⁴⁴	Lv...Valley Jct...Ar.	227PM	140AM					
5 38 ⁴⁴	5 35 ⁴⁴	Austin...Ar.	1128AM	950PM					
8 30AM	8 05PM	Ar.San Antonio.Lv.	915AM	645 ⁴⁴					
3 05PM	7 15AM	Ar...Laredo...Lv.	800PM	1215PM					

LOCAL LINES.

Drawing-Room Electric Lighted Sleepers, Daily.

HOUSTON to	{ Austin, Marlin, Waco, Ft. Worth.	FT. WORTH to Houston, Waco.
WACO to	Houston, Ft. Worth.	AUSTIN to Houston.

*Stop on signal.

||Meal Station.

||Stations where through tickets are sold.

'IN THE HEART OF HOUSTON'—FIREPROOF
 232 ROOMS, 140 WITH PRIVATE BATHS
 EUROPEAN \$1.00 TO \$3.00 PER DAY.

THE NEW HOTEL BRISTOL AND ANNEX

International & Great Northern Ry.—Con.

Jas. A. Baker, Receiver.
 Thornwell Fay, Asst. to Receiver.

FORT WORTH—HOUSTON.

READ DOWN			TABLE 167. Oct. 22, 1916. (Wells Fargo Ex.)		Popula- tion	READ UP	
No. 16 Daily	No. 14 Daily	Miles	Lv.	Ar.		No. 16 Daily	No. 17 Daily
7 00PM	4 10AM	0.0	Lv. GALVESTON	Ar.	41,076	8 25AM	
9 40	8 10	0.0	Lv. HOUSTON	Ar.	108,172	7 30PM	
10 25	8 55	21.5	Sellers			6 45	
10 30PM	9 00	22.5	Spring		550	6 40	
	9 32	33.7	Hufsmith		175	5 55AM	
	10 03	44.6	Magnolia		175	6 10	
	10 42	59.0	Stoneham		100	5 40	
12 07AM	11 10	71.1	Navasota		3,284	4 40	
	*11 30	78.0	Dinkins			*4 24	
	11 40AM	83.0	Cawthon			*4 16	
	*12 05PM	93.3	Koppe			*3 52	
*1 00AM	12 12	96.1	College Station			*3 45	
1 09AM	12 22	100.6	Bryan		4,132	*3 34	
	*12 39	108.0	Fountain			*3 19	
	12 54	114.5	Mumford		193	3 06	
2 00AM	1 20	123.1	Ar. Valley Jct.	Lv.		2 45	
2 20AM	1 40	123.1	Lv. Valley Jct.	Ar.		*2 23	
	2 01	133.1	Calvert Jct.			2 01	
	2 14	137.4	Calvert		2,579	1 45	
	2 34	141.7	Calvert Jct.			1 26	
	*2 56	151.3	Buflin			*1 04	
	3 14	159.3	High Bank		100	12 47	
		163.7	Coymac				
3 37AM	*3 38	170.0	Marlin		3,878	12 24	
	*3 53	176.0	McClanahan		110	*12 09PM	
	4 09	183.3	Otto		250	11 54	
4 20AM	4 25	190.0	Ar. Mart	Lv.	2,939	11 40	
4 25AM	4 30	190.0	Lv. Mart	Ar.	2,939	11 35	
	4 49	198.4	Hallsburg			11 16	
5 09AM	5 17	208.7	Ar. Waco	Lv.	45,237	10 47	
5 12AM	5 23	208.7	Lv. Waco	Ar.	45,237	10 42	
	5 57	219.6	Leroy		250	10 07	
*6 00AM	6 22	239.5	Penelope		275	9 42	
*6 08AM	6 32	233.8	Malone		550	9 32	
	6 37	236.4	Walling		66	9 26	
	6 44	239.7	Irene		400	9 19	
6 28AM	6 58	244.5	Mertens		400	9 06	
6 43	7 14	253.1	Italy		1,149	8 47	
7 07	7 44	265.7	Maypearl		500	8 20	
7 26AM	8 09	276.2	Venus		495	7 57	
	8 31	283.6	Lillian		150	7 40	
	8 54	294.7	Everman		120	7 10	
8 20AM	9 20PM	304.0	Ar. FORT WORTH	Lv.	99,528	6 45AM	

OVERTON—ENDERSON.

READ DOWN			TABLE 165. Nov. 26, 1916. (Wells Fargo Express.)		Popula- tion	READ UP	
No. 105. Mixed Daily	No. 103. Mixed Daily	Miles	Lv.	Ar.		No. 106. Mixed Daily	No. 102. Mixed Daily
7 40PM	11 05AM	0	Lv. OVERTON	Ar.	675	9 50AM	
9 00PM	12 25PM	16	Ar. HENDERSON	Lv.	1,750	8 30AM	
						6 15PM	
						4 55PM	

ROUND ROCK—GEORGETOWN.

READ DOWN			TABLE 166. Nov. 26, 1916. (Wells Fargo Express.)		Popula- tion	READ UP	
No. 606 Mxd. Daily	No. 604. Mxd. Daily	Miles	Lv.	Ar.		No. 603. Mxd. Daily	No. 605 Mxd. Daily
11 10AM	2 15PM	0	Lv. ROUND ROCK	Ar.	1,138	1 50PM	
11 45AM	2 50PM	10	Ar. GEORGETOWN	Lv.	3,096	1 00PM	
						10 50AM	
						10 00AM	

THROUGH CAR SERVICE.

Trains Nos. 1 and 2.—"THE SUNSHINE SPECIAL"—Drawing-room, Sleepers, chair cars, coaches and Diner through sold between San Antonio, Houston, Galveston and St. Louis. All steel train.

Train No. 4.—Drawing room sleeper Houston to Little Rock, connecting with through St. Louis sleeper at Little Rock. Dining car service, Houston to Palestine.

Trains Nos. 5-7 and 6.—Drawing-room Sleepers and chair cars between Laredo and St. Louis.

Trains Nos. 6 and 7.—Drawing-room electric lighted sleeper, San Antonio and Ft. Worth via Milano and Santa Fe; Austin and Houston, via Valley Junction.

Trains Nos. 7 and 6-8 Have dining car service, between Austin and Encinal.

Trains Nos. 11 and 12.—Drawing room sleepers between San Antonio and Laredo.

Trains Nos. 16 and 17.—Drawing-room Sleepers between Ft. Worth, Waco, Marlin and Houston. Houston and Austin via Valley Junction.

*Stop on signal.

||Meal Station.

||Stations where through tickets are sold.

Ft. Smith & Western Railroad.

J. THUR. L. MILLS, Receiver Fort Smith, Arkansas
 J. J. GIBSON, General Passenger Agent Fort Smith, Arkansas
 G. L. OLIVER, Asst. General Pass. Agent Fort Smith, Arkansas

READ DOWN				TABLE 169. Dec. 4, 1916. (American Exp.)				READ UP			
No. 3 Daily	No. 1 93 Da.	Miles	Population	No. 94-2 Daily	No. 4 Daily						
6 35	7 40	0.0	Lv. FORT SMITH. Ar.	27,136	6 40PM	9 30AM					
7 35	8 32	20.1	Coal Creek.....		6 40	8 35					
7 52	8 48	27.0	Bokoshe.....	483	5 24	8 13					
* 8 05	* 8 59	31.8	Milton.....	128	5 12	7 59					
8 21	9 14	38.0	McCurtain.....	526	4 57	7 44					
8 29	9 21	39.3	Panther.....		4 50	7 37					
8 48	* 9 37	46.8	Lequire.....		4 32	7 17					
9 08	9 54	54.7	Kinta.....	300	4 15	6 59					
		56.2	Lewisville.....								
9 29	10 11	62.2	Quinton.....	697	3 58	6 40					
* 9 48	10 27	69.8	Featherston.....	120	3 40	* 6 20					
* 9 59	10 37	74.3	Blocker.....	131	3 29	* 6 08					
* 10 10	* 10 46	78.6	Massey.....	79	* 3 18	* 5 56					
10 27	11 06	83.0	Crowder.....	529	3 08	5 45					
10 49	11 28	90.6	Indianola.....	481	2 36	5 13					
* 11 09	11 48	98.2	Hanna.....	153	2 17	4 54					
* 11 14	* 11 54	100.3	Vernon.....		* 2 07	* 4 47					
11 37	12 17	108.7	Ar. Dustin. Lv.	800	1 47PM	4 28AM					
			(Via M. O. & G.)								
4 15	9 30	8 00	Lv. Joplin. Ar.	32,848		1 00PM					
11 15	9 45		Muskogee.....	41,263	6 00PM	8 00AM					
11 23	9 55		Dewar.....	75	4 15	5 41					
11 55	10 30		Ar. Henryetta. Lv.	1,671	4 05	5 33					
12 05	12 24	108.7	Ar. Dustin. Lv.	800	3 30PM	5 00AM					
12 30	12 44	118.2	Lv. Dustin. Ar.	800	1 38PM	4 18AM					
12 37	1 03	118.2	M. O. & G. Crossing								
* 12 58	1 20	124.2	Ar. Weleetka. Lv.	1,229	1 20	3 55AM					
* 1 27	1 42	131.9	Lv. Weleetka. Ar.	1,229	1 03	3 51					
* 1 48	1 59	138.3	Clearview.....	115	12 51	* 3 37					
* 2 07	2 17	145.7	Okemah.....	1,389	12 35	* 3 19					
2 28	2 31	150.9	Castle.....	294	12 13PM	3 01					
3 58	2 54	158.7	Boley.....	1,834	11 55AM	* 2 39					
* 3 16	3 08	164.5	Paden.....	419	11 39	2 23					
* 3 41	3 26	172.5	Prague.....	1,025	11 21	1 59					
* 4 02	3 44	178.9	Wilsetta.....		* 11 00	* 1 36					
* 4 25	4 03	186.1	Sparks.....	421	10 42	1 16					
* 4 38	4 15	189.6	Midlothian.....	75	* 10 24	* 12 57					
4 55	4 28	195.0	Warwick.....	129	10 07	12 40					
6 35	5 40		Wellston.....	590	9 57	* 12 30					
			Fallis.....	248	9 42	12 17AM					
			Ar. OKLA. CITY. Lv.	88,158	8 30AM	11 00PM					
			Ex. Sun.								
		* 199.1	Shiloh.....								
		5 00	Meridian.....	199	8 30AM						
		* 208.9	Irvin.....		*						
	No. 19	5 55	Ar. GUTHRIE Lv.	11,973	7 35AM						
	Daily	217.0	ST. LOUIS, EL RENO & WESTERN RY.								
	Ex. Sun.		Jan. 25, 1916.								
		8 20	Lv. GUTHRIE. Ar.	11,973		5 00PM					
		* 8 48	Dutcher.....	20		* 4 28					
		9 10	Navina.....	119		4 15					
		9 50	Lockridge.....	230		3 40					
		10 40	Piedmont.....	255		3 05					
		11 05	Richland.....	140		2 57					
		* 11 27	Smithton.....			* 2 15					
		11 50	Ar. EL RENO. Lv.	7,872		2 00PM					

CARO NORTHERN RAILWAY COMPANY

JOHN C. SANER, President.....Caro, Tex.
 W. T. WHITEMAN, Gen'l Mgr.....Caro, Tex.
 S. WARD, Traffic Mgr.....Caro, Tex.

READ DOWN		TABLE 168. April, 1911. (Wells, Fargo Exp.)		READ UP	
No. 1 Daily Except Sunday	Miles	Population	No. 2 Daily Except Sunday		
AM 8 40			PM 12 05		
9 18	7	10	11 27		
9 28	11.1		11 17		
9 45	16.5	650	11 00		
AM			AM		

TRINITY VALLEY & NORTHERN RY. CO.

A. E. KERR, General Manager. Dayton, Tex.
 J. J. BALDERARH, Traffic Manager.....Dayton, Tex.

READ DOWN		TABLE 170. Sept. 21, 1916.		READ UP	
No. 2 Daily Ex. Sun.	Miles.	Population	No. 1 Daily Ex. Sun.		
12 30PM	.0	650	3 00PM		
12 50	5.8		2 40		
1 10	10.0		2 20		
1 30	17.0		2 00		
1 40PM	18.0		1 50PM		

*Stop on signal.

||Meal Station.

||Stations where through tickets are sold.

San Antonio and Aransas Pass Ry.

THROUGH STANDARD SLEEPING CAR AND PARLOR CAR LINES SAN ANTONIO AND CORPUS CHRISTI.

Lv. San Antonio,	8 45AM	2 05PM	10 45PM	Lv. Corpus Christi,	7 30AM	12 25PM	10 30PM
Ar. Corpus Christi,	3 20PM	8 35PM	6 15AM	Ar. San Antonio,	1 50PM	6 55PM	6 00AM

Pullman Parlor Cars on Day Trains.
Passengers may occupy Sleeper at Corpus Christi and San Antonio until 7:00 A.M.

THROUGH TOURIST SLEEPING CAR LINES SAN ANTONIO AND ROCKPORT.

Lv. San Antonio	10 45PM	Lv. Rockport	5 30PM
Ar. Rockport	10 20AM	Ar. San Antonio	6 00AM

"S. A. & A. P." DAVY CROCKETT NIGHT TRAIN —BETWEEN—

SAN ANTONIO AND HOUSTON.

Lv. San Antonio ("S.A.&A.P.Depot.")	10 45PM	Lv. Houston (Grand Central Station)	6 45PM
Ar. Cuero	4 19AM	Ar. Yoakum	11 20PM
Ar. Yoakum	4 55AM	Ar. Cuero	12 08AM
Ar. Houston (Grand Central Station)	9 45AM	Ar. San Antonio ("S.A.&A.P.Depot.")	6 00AM

ASK FOR "S. A. & A. P." TICKETS. TAKE NO OTHERS.

J. T. FULLER, D. T. A.,
San Antonio, Texas.
G. E. HAYNES, C. P. & T. A.,
San Antonio, Texas.
F. D. DAGGETT, Asst. G. P. A.,
San Antonio.

F. W. LACKNER, D. T. A.,
Grand Central Station Houston.
A. K. RAGSDALE, T. P. A.,
San Antonio.
GEO. F. LUPTON, G. P. A.,
San Antonio.

TEXAS

SAN ANTONIO & ARANSAS PASS RAILWAY COUNTRY

FOR THE HOMESEAKER: You cannot make any mistake if you come down and look over our Territory.
Our company has no land to sell but we will help you to find what you want.
A WORD OF ADVICE: If you come south with a land agent pick out a man who is posted on Texas land, who has a reputation for giving his customers "a square deal" and then stay with him.
ABOUT LAND VALUES: When you find a tract of land that suits you, buy it at once. Don't expect to come back in a month or two and buy it cheaper. It will be higher every trip or sold to some one else. Northern people have lost much money by waiting too long to buy.

Artesian Belt Railroad

V. H. HOWARD, Gen'l Mgr. and Gen'l Frt. & Pass. Agt. San Antonio, Texas.

READ DOWN				TABLE 171. Nov. 26, 1916. (Wells Fargo Ex)		READ UP			
No. 1 Mx. Daily Ex. Sun.	No. 3 Sunday only	Miles		Popula- tion.	No. 2 Mx. Daily Ex. Sun.	No. 4 Sunday only			
8 45AM	9 15AM	0 0	Lv. MACDONA	123	5 45PM	5 45PM	Ar.		
9 45"	9 45"	3 9	.. Kirk		5 20"	5 20"			
10 10"	10 00"	8 5	.. Somerset		4 50"	5 00"			
10 40"	10 30"	15 3	.. Tarbutton		4 00"	4 30"			
11 50AM	11 10"	23 8	.. Potect	28	3 20"	4 00"			
12 20PM	11 45AM	32 9	.. Jourdanton	1,000	2 20"	3 10"			
12 40"	12 05PM	37 6	.. Imogene		1 50"	2 50"			
1 00PM	12 39PM	42 7	Ar. CHRISTINE		1 30PM	2 30PM	Lv.		

Oklahoma, New Mexico & Pacific Ry.

J. W. TIPTON, Supt. Ardmore, Okla.

READ DOWN				TABLE 172. February 27, 1916.		READ UP			
No. 3 Daily	No. 1 Daily	Miles		Popula- tion.	No. 2 Daily	No. 4 Daily			
3 00 PM	7 00 AM	0 0	Lv. ARDMORE	10,165	10 45 AM	7 00 PM	Ar.		
3 05 PM	7 05 AM	2 0	.. West Ardmore		10 40 AM	6 55 PM			
3 30 PM	7 30 AM	9 8	.. Lone Grove	500	10 15 AM	6 30 PM			
4 05 PM	8 05 AM	19 7	.. Wilson	1,200	9 45 AM	6 00 PM			
4 45 PM	8 45 AM	29 8	Ar. RINGLING	2,500	9 05 AM	5 15 PM	Lv.		

San Antonio & Aransas Pass R'y.

J. S. PETER, First Vice-President and General Manager..... San Antonio, Texas
 R. J. BOYLE, Second Vice-President..... San Antonio, Texas
 GEO. F. LUPTON, General Passenger Agent..... San Antonio, Texas
 F. D. DA GOTT, Assistant General Passenger Agent..... San Antonio, Texas
 J. C. MANGHAM, General Freight Agent..... San Antonio, Texas
 J. B. BROOKS, Assistant General Freight Agent..... San Antonio, Texas

SAN ANTONIO AND CORPUS CHRISTI.

READ DOWN			Miles	TABLE 173 March 8, 1916. (Wells Fargo Express)	Popula- -tion.	READ UP		
No. 13 Daily	No. 11 Daily	No. 15 Daily				No. 12 Daily	No. 16 Daily	No. 14 Daily
10 45PM	2 05PM	8 45AM	0	Lv. SAN ANTONIO..Ar.	119,447	1 50PM	6 55PM	6 00AM
		* 9 05"	6Bergs.....			* 6 33"	
		* 9 12"	10Southton.....		* 1 24PM	* 6 27"	* 5 28AM
* 11 32PM	* 2 46"	* 9 26"	16Elmendorf.....	300	* 1 12"	* 6 14"	5 15"
* 11 40PM	* 2 53"	* 9 33"	19Saspamco.....	125	* 1 05"	* 6 07"	5 07"
	3 00PM	* 9 40"	21Calaveras.....	369	12 58PM	6 00"	4 59"
		* 9 46"	24Labatt.....			* 5 52"	* 4 50"
12 12AM	* 3 20PM	10 00"	30Floresville.....	1,398	12 40PM	5 41"	4 37"
* 12 29"	* 3 35"	10 15"	37Poth.....	175	* 12 24"	* 5 25"	* 4 18"
12 48AM	* 3 52"	10 32"	45Falls City.....	300	12 09PM	5 10"	4 01"
	* 3 59"	* 10 39"	48Hobson.....	82	* 11 59AM	* 5 01"	* 3 51"
	* 4 09"	* 10 49"	53Ruby.....			* 4 50"	* 3 38"
1 15AM	4 16"	10 56"	55Karnes City.....	635	11 44AM	4 45"	3 32"
1 30"	4 30"	11 10"	62	Ar.....Kenedy.....Lv.	1,147	11 30"	4 30"	3 15"
2 00AM	4 45"	11 25"	62	Lv.....Kenedy.....Ar.	1,147	11 15"	4 10"	2 30AM
	* 5 01"	11 41"	68Green.....		* 11 03"	3 56"	
	* 5 11"	* 11 51AM	72Burnell.....		* 10 53"	* 3 45"	
	* 5 22"	12 02PM	78Pottus.....	100	10 43"	3 35"	
	* 5 30"	12 10"	81Tuleta.....	100	* 10 34"	3 26"	
	* 5 37"	12 17"	84Normanna.....	175	* 10 28"	3 20"	
3 15AM	* 5 59"	12 38PM	94Beeville.....	3,269	10 06"	2 59PM	1 16AM
	* 6 11"		100Yougeen.....		* 9 52"		
3 39AM	6 22"	1 01PM	105	Ar.....Skidmore.....Lv.	450	9 41"	2 34"	12 49AM
3 49AM	6 32"	1 10"	105	Lv.....Skidmore.....Ar.	450	9 34"	2 26"	12 43AM
	* 6 50"	1 30"	112Papelote.....	134	* 9 16"	2 06"	
	* 7 04"	1 50"	118St. Paul.....		* 9 02"	1 50"	
4 40AM	7 20"	2 06"	123Sinton.....	1,500	8 49"	1 36"	11 55PM
5 13"	7 42"	2 28"	131Tait.....		8 25"	1 14"	11 21"
5 40"	8 00"	2 50"	139	Ar.....Gregory.....Lv.	122	8 07"	12 58"	11 03"
5 40"	8 05"	2 50"	139	Lv.....Gregory.....Ar.	122	7 57"	12 58"	11 03"
5 51"	* 8 15"	3 00"	142Portland.....	182	7 49"	12 45"	10 47"
*	*	*	148Corpus Beach.....				*
6 15AM	8 35PM	3 20PM	150	Ar.....CORPUS CHRISTI..Lv.	15,000	7 30AM	12 25PM	10 30PM

ROCKPORT BRANCH.

READ DOWN			Miles	TABLE 173-A March 8, 1916. (Wells Fargo Express)	Popula- -tion.	READ UP	
No. 33 Daily	No. 31 Daily					No. 32 Daily	No. 34 Daily
8 10PM	8 20AM	0	Lv. GREGORY.....Ar.	122	7 50AM	7 30PM	
* 8 25"	* 8 55"	6Ingleside.....	36	* 7 30"	* 6 50"	
8 42"	9 30"	11Aransas Pass.....	1,197	7 17"	6 15"	
* 8 55"	* 9 55"	16Estes.....		* 7 02"	* 5 50"	
9 10PM	10 20AM	21	Ar.....ROCKPORT..Lv.	1,382	6 50AM	5 30PM	

Trains Nos. 13 and 14.—Drawing room Electric-lighted Standard Sleeping Cars between San Antonio and Corpus Christi. Tourist Sleeper between San Antonio and Rockport.
 Trains Nos. 11, 12, 15 and 16.—Pullman Parlor Cars between San Antonio and Corpus Christi

SAN ANTONIO AND KERRVILLE.

READ DOWN			Miles	TABLE 174. Dec. 3, 1916. (Wells-Fargo Express)	Popula- -tion.	READ UP		
No. 42 Sun. Only	No. 44 Daily	No. 146 Mixed Ex. Sun.				No. 41 Daily	No. 145 Mixed Ex. Sun.	No. 43 Sun. Only
8 00AM	4 35PM	7 05AM	0	Lv. SAN ANTONIO..Ar.	119,447	9 30AM	6 45PM	6 45PM
* 8 30"	* 5 00"	* 7 35"	10Robards.....		* 9 05"	* 6 05"	* 6 20"
* 8 44"	* 5 15"	* 8 00"	15Olga.....		* 8 53"	* 5 35"	* 6 06"
* 8 50"	* 5 19"	8 21"	16Beckman.....		* 8 50"	* 5 19"	* 6 02"
8 57"	5 26"	8 35"	19Viva.....		8 41"	* 5 00"	5 56"
9 02"	5 30"	8 45"	21Leon Springs.....	158	8 34"	4 50"	5 50"
9 18"	5 44"	9 07"	25Van Raub.....	60	8 22"	4 35"	5 36"
9 37"	6 01"	9 45"	32Boerne.....	886	8 07"	4 10"	5 18"
* 9 57"	* 6 17"	* 10 05"	37Spanish Pass.....		* 7 52"	* 3 35"	* 5 04"
		*	40Kenilworth.....				*
10 07"	6 25"	10 20"	41Welfare.....	27	7 42"	3 15"	4 53"
10 17"	6 33"	10 35"	45Waring.....	92	7 33"	3 00"	4 43"
	*	*	47Guadalupe River.....				*
10 27"	6 43"	10 55"	48Fredericksburg Jet.....		7 21"	2 30"	4 30"
10 35"	6 51"	11 15"	52Comfort.....	600	7 13"	2 10"	4 22"
	*	*	56Moore.....				*
10 55"	7 10"	11 40AM	60Center Point.....	450	6 55"	1 40"	4 02"
11 25AM	7 35PM	12 10PM	71	Ar.....KERRVILLE..Lv.	1,843	6 30AM	1 05PM	3 35PM

*Stop on signal.

||Meal Station.

||Stations where through tickets are sold

"IN THE HEART OF HOUSTON"-FIREPROOF
 232 ROOMS, 140 WITH PRIVATE BATHS.
 EUROPEAN \$1.00 TO \$3.00 PER DAY.

THE NEW HOTEL BRISTOL AND ANNEX

San Antonio & Aransas Pass R'y—Con'd

SAN ANTONIO AND HOUSTON.

READ DOWN				Miles	TABLE 175. July 20, 1916. Wells Fargo Express		Popula- -tion.	READ UP			
No. 6 Daily	No. 11 Daily	No. 13-4 Daily	No. 15-2 Daily		No. 1-16 Daily	No. 3-14 Daily		No. 5 Daily	No. 12 Daily		
	PM 2 05	PM 10 45	AM 8 45	0	Lv.	Ar.	119447	PM 6 55	AM 6 00		PM 1 50
	* 2 32		* 9 05	6	Bergs.....			* 6 33			
	* 2 46	* 11 32	* 9 12	10	Southton.....			* 6 27	* 5 28		* 1 24
	* 2 53	* 11 40	9 26	16	Elmendorf.....		300	6 14	5 15		* 1 12
	3 00		9 33	19	Saspamco.....		125	6 07	5 07		* 1 05
			9 40	21	Calaveras.....		369	6 00	4 59		12 58
			* 9 46	24	Labatt.....			* 5 52	* 4 50		
	3 20	12 12	10 00	30	Floresville.....		1,398	5 41	4 37		12 40
	3 35	* 12 29	* 10 15	37	Poth.....		175	* 5 25	* 4 18		* 12 24
	3 52	12 48	10 32	45	Falls City.....		300	5 10	4 01		12 09
	* 4 09		* 10 39	48	Hobson.....		82	* 5 01	* 3 51		* 11 59
	4 16		* 10 49	53	Ruby.....			* 4 50	* 3 38		
	4 30	1 15	10 56	55	Karnes City.....		635	4 45	3 32		11 44
PM	5 00	1 30	11 10	62	Ar.	Lv.	1,147	4 30	3 15	AM	11 30
PM	5 22	2 45	11 30	62	Lv.	Ar.	1,147	4 15	1 45		10 50
	5 38	3 06	11 52	71	Runge.....		1,100	3 53	1 23		10 26
	6 00	3 21	12 08	79	Nordheim.....		400	3 38	1 07		10 10
	* 6 18	3 43	12 30	86	Yorktown.....		1,630	3 17	12 45		9 48
	6 43		* 12 48	95	Buchel.....		25	* 2 57			* 9 28
	* 7 01	4 19	1 13	103	Cuero.....		4,412	2 38	12 08		9 08
	7 20		1 31	112	Edgar.....		79	2 15			* 8 48
		4 55	1 50	120	Ar.	Lv.	4,657	1 55	11 30		8 30
		5 10	2 10	120	Lv.	Ar.	4,657	1 30	11 20	AM	
		5 23	2 23	126	Sweet Home.....		274	1 16	11 07		
		* 5 32	2 32	131	Mont.....		50	* 1 04			
		5 48	2 48	137	Hallettsville.....		1,379	12 51	10 43		
		6 10	3 10	146	Sublime.....		210	12 26	* 10 19		
		6 27	3 27	154	Sheridan.....		190	12 09	10 02		
		* 6 29	3 29	155	Cheatham.....		25	12 05			
		6 41	3 42	161	Rock Island.....		367	11 53	9 46		
		6 56	3 58	168	Altair.....		150	11 37	9 31		
		* 7 14	4 16	170	Eagle Lake.....		1,717	11 19	9 14		
		7 32	4 35	184	Chesterville.....		100	10 57	8 54		
		7 55	4 58	193	Wallis.....		675	10 39	8 37		
		* 8 10	5 13	200	Simonton.....		35	10 22	8 21		
		8 20	5 24	204	Fulshear.....		249	10 10	8 09		
		8 26	5 30	208	Flewellen.....			* 10 02	8 01		
		* 8 34	5 38	212	Gaston.....		25	* 9 53	* 7 52		
		8 47	5 51	217	Clodine.....		24	9 42	7 41		
		* 8 58	6 03	223	Alief.....		112	* 9 29	* 7 28		
		* 9 07	6 12	227	Jeannetta.....			* 9 19	* 7 18		
		9 45	6 45	239	Ar.	Lv.	108172	8 40	6 45		

Trains 13-4 and 3-14.—Pullman Tourist Sleeping car between San Antonio and Houston.

SKIDMORE, ALICE AND FALFURRIAS.

READ DOWN			Miles	TABLE 176. March 8, 1916. (Wells Fargo Express Co.)		Popula- -tion.	READ UP	
No. 21 Daily				Lv.	Ar.		No. 22 Daily	
	1 15 PM		0.0	Lv.	Ar.	450	9 30 AM	
	* 1 32 "		7.5	Tynan.....		900	* 9 13 "	
	* 1 48 "		14.2	Mathis.....			* 8 58 "	
	* 1 59 "		18.7	La Fruta.....			* 8 47 "	
	2 05 "		20.8	Sandia.....		125	8 40 "	
	* 2 10 "		22.7	Casa Blanca.....		35	* 8 35 "	
	* 2 23 "		26.2	Orange Grove.....			* 8 23 "	
	* 2 32 "		29.3	Reynolds.....			* 8 14 "	
	2 41 "		32.3	Alfred.....		60	8 05 "	
	3 17 "		43.2	Alice.....		2,136	7 28 "	
	* 3 39 "		50.6	Ben Bolt.....		40	* 7 05 "	
	* 3 47 "		53.4	El Par.....			* 6 57 "	
	* 4 14 "		62.5	Ella.....			* 6 31 "	
	4 37 "		70.3	Premont.....		1,000	6 08 "	
	* 4 51 "		75.0	La Gloria.....		25	* 5 54 "	
	5 05 PM		79.5	Ar.	Lv.	750	5 40 AM	

*Stop on signal.

¶Meal Station.

¶Stations where through tickets are sold.

San Antonio & Aransas Pass R'y—Con'd

WACO, YOAKUM, KENEDY AND CORPUS CHRISTI.

READ DOWN		TABLE 177.		READ UP	
No. 53	No. 51	Miles	March 8, 1916.	No. 52	No. 54
Daily	Daily		Wells Fargo Express Co.	Daily	Daily
3 50PM	6 00AM	0	Lv. WACO.....Ar.	9 50PM	9 25AM
* 4 15"	* 6 23"	9	Downs.....	* 9 25"	* 9 00"
* 4 31"	* 6 38"	15	Gurley.....	* 9 09"	* 8 44"
* 4 37"	* 6 44"	16	Laguna.....	* 9 04"	* 8 39"
* 4 54"	* 7 00"	23	Chilton.....	8 47"	8 22"
* 5 10"	* 7 15"	28	Lott.....	* 8 32"	* 8 07"
* 5 22"	* 7 27"	33	Travis.....	* 8 18"	* 7 53"
* 5 35"	* 7 42"	38	Rosebud.....	* 8 07"	* 7 42"
* 5 45"	* 7 55"	42	Burlington.....	* 7 55"	* 7 30"
* 5 55"	* 8 05"	46	Ben Arnold.....	* 7 46"	* 7 21"
* 6 03"	* 8 13"	48	Watts.....	* 7 38"	* 7 13"
* 6 15"	* 8 25"	53	Ar. Cameron Lv.	* 7 25"	* 7 00"
* 6 30"	* 8 40"	53	Lv. Cameron Ar.	* 7 10"	* 6 45"
* 6 50"	* 8 59"	60	Minerva.....	* 6 50"	* 6 25"
* 7 13"	* 9 22"	68	Rockdale.....	6 31"	6 05"
* 7 31"	* 9 41"	77	Hicks.....	* 6 08"	* 5 40"
* 7 40"	* 9 50"	80	Tanglewood.....	* 5 58"	* 5 30"
* 7 53PM	* 10 03"	86	Lexington.....	* 5 45"	* 5 16AM
	* 10 11"		Leo.....	* 5 36"	
	10 26"	96	Lincoln.....	5 21"	
* 8 37PM	10 48"	104	Giddings.....	5 02"	4 30AM
* 8 50"	11 01"	111	Northrup.....	4 46"	* 4 14"
* 9 05"	11 17"	118	Winchester.....	4 31"	* 3 59"
* 9 18PM	11 30"	122	West Point.....	4 18"	3 45AM
	11 50AM	132	Muldoon.....	3 57"	
	12 15PM	141	Flatonia.....	3 33"	
No. 5	10 17PM	150	Moulton.....	3 11"	No. 14
Daily	10 43"	160	Shiner.....	2 47"	Daily
AM	11 15"	171	Ar. Yoakum Lv.	2 15"	AM
8 30	11 30PM	171	Lv. Yoakum Ar.	1 50PM	455
10 50	1 45AM	230	Ar. Kennedy Lv.	11 30AM	245
11 25	2 00"	230	Lv. Kennedy Ar.	11 15"	230
3 20	6 15AM	818	Ar. CORPUS CHRISTI Lv.	7 30AM	1030
					7 20
					5 00
					4 10
					12 25

YOAKUM AND LOCKHART.

READ DOWN		TABLE 177-A.		READ UP	
No. 62	Miles	March 8, 1916.	Population.	No. 61	
Daily		(Wells Fargo Express)		Daily	
2 25PM	0	Lv. YOAKUM.....Ar.	4,657	1 25PM	
3 00"	0	Shiner.....	1,096	12 52"	
3 26"	10	Dilworth.....	120	12 22PM	
3 56"	21	Gonzales.....	3,139	11 55AM	
4 15"	28	Slayden.....	104	11 36"	
4 26"	32	Ottine.....	200	11 26"	
4 46"	39	Luling.....	1,404	11 08"	
5 10"	46	Burdette Wells.....		10 44"	
5 30PM	54	Ar. LOCKHART Lv.	2,945	10 30AM	

Bartlett Western Railway

Wm. BRANAGAN, Genl. Manager..... Bartlett, Texas
W. M. MOORE, Audr. & G. F. & P. A..... Bartlett, Texas

READ DOWN		TABLE 178.		READ UP	
No. 2	No. 1	Miles	June, 1916.	No. 3	No. 4
Motor Car	Motor Car		American Express Co.	Motor Car	Motor Car
Daily	Daily			Daily	Daily
3 00PM	8 00AM	0	Lv. BARTLETT Ar.	1 15PM	7 15PM
3 30"	8 35"	5.3	Schwertner.....	12 44"	6 30"
4 05"	9 05"	11.2	Jarrell.....	12 05PM	6 00"
4 20"	9 20"	13.6	Jno. Camp.....	11 50AM	5 50"
4 38"	9 38"	16.3	Atkinson.....	11 42"	5 42"
4 50"	9 50"	18.4	Armstrong.....	11 30"	5 30"
5 00PM	10 20AM	23.2	Ar. FLORENCE Lv.	11 00AM	5 10PM

TEXAS SHORT LINE RY.

RIO GRANDE & EAGLE PASS RY.

T. B. MEEKS, President
A. F. HARN, Gen'l Frt. Agt. and Auditor,
Grand Saline, Texas

E. F. WAGER, Vice-Pres. and Gen'l
Frt. and Pass. Agt., Laredo, Texas

READ DOWN		TABLE 179.		READ UP	
No. 2	Miles	April, 1915.	Population.	No. 1	No. 2
Daily		American Exp. Co.		Daily	Daily
Ex.Sun.				Ex.Sun.	Ex.Sun.
1 00PM	.0	Lv. GRAND SALINE Ar.	1,065	3 10PM	3 30PM
1 40"	9.8	Hoyt.....		2 20"	1 40"
2 00PM	10.1	Ar. ALBA.....Lv.	625	2 10PM	1 30"

READ DOWN		TABLE 180.		READ UP	
No. 1	Miles	Dec. 8, 1913.	Population.	No. 2	
Daily				Daily	
Ex.Sun.				Ex.Sun.	
8 00AM	0	Lv. LAREDO.....Ar.	15,605	3 30PM	
9 40"	23	Dolores.....		1 40"	
9 55"	25	Cannel.....		1 30"	
10 30AM	26	Ar. MINERA.....Lv.		1 15PM	

*Stop on signal.

||Meal Station.

||Stations where through tickets are sold.

Fort Worth & Denver City Railway.

D. B. KEELER, Vice President Fort Worth, Tex.
W. F. STERLEY, General Freight and Passenger Agent Fort Worth, Tex.

GENERAL FORT WORTH AND DENVER.

READ DOWN			Miles	TABLE 181. Oct. 25, 1914. Adams Exp. Co.		Popula- tion.	READ UP	
No. 3 Daily	No. 7 Daily			No. 8 Daily	No. 4 Daily			
A. M.	P. M.						A. M.	P. M.
9 30	11 05	0	Lv. FT. WORTH	Ar.	99,528	6 45	6 45	
9 45		3.5	North Ft. Worth				6 31	
10 00	*11 34	9.7	Saginaw		83	* 6 17	6 19	
*10 12		15.9	Hicks				* 6 06	
*10 20	*11 51	18.4	Avondale		18	* 5 57	* 5 59	
10 35	12 05	23.7	Rhame		486	5 40	5 44	
11 07	12 45	40.6	Decatur		1,651	5 06	5 12	
*11 17		46.1	Cowen				* 4 57	
11 30	1 10	52.0	Alvord		1,023	4 40	4 45	
11 57	1 32	59.9	Sunset		632	4 22	4 25	
12 03		63.7	Fruitland		72		4 17	
12 15	1 55	68.8	Bowie		2,874	4 00	4 05	
12 38	2 18	79.8	Bellevue		699	3 34	3 42	
*12 46		84.7	Kols				* 3 30	
*12 56	* 2 40	89.9	Dickworsham			* 3 10	* 3 15	
1 10	2 55	96.1	Henrietta		2,104	2 55	3 00	
1 28	* 3 15	105.7	Jolly		42	* 2 35	2 40	
1 50	* 3 35	114.5	Wichita Falls Lv	Ar.	11,499	2 15	2 20	
2 05	* 3 45	114.5	Wichita Falls Ar	Lv.	11,499	2 05	2 05	
* 2 20	4 10	125.2	Iowa Park		603	1 45	1 42	
* 2 45		130.8	Burk				* 1 30	
2 55	4 45	140.8	Electra		3,500	1 15	1 10	
3 25	* 5 00	148.0	Harrod		375	*12 58	12 50	
4 40	* 5 15	155.3	Oklannon		75	*12 43	12 33	
4 00	5 40	163.8	Vernon		5,148	12 25	12 15	
4 20	* 6 00	171.6	Tolbert		200	*12 07	11 55	
4 38	6 20	179.1	Chillicothe		1,207	11 60	11 40	
* 4 55		186.0	Evans				*11 20	
5 10	6 52	192.2	Quannah		3,127	11 25	11 05	
5 20	* 7 03	197.1	Acme		75	*11 10	10 50	
5 30	* 7 13	201.0	Goodlett		100	*11 00	10 40	
5 55	* 7 40	211.7	Kirkland		425	*10 40	10 15	
6 15	8 00	220.4	Ar. Childress Lv	Lv.	3,818	10 20	9 55	
6 30	8 10	220.5	Ar. Childress Ar	Ar.	3,818	10 10	9 45	
* 6 43	8 28	228.5	Carey		60	* 9 53	* 9 30	
7 05	8 48	237.1	Estelline		400	9 35	9 10	
* 7 15	9 00	240.1	Newlin		125	* 9 25	* 9 00	
* 7 40	9 25	251.2	Memphis		1,936	9 03	8 38	
8 05	* 9 50	258.5	Giles		36	* 8 40	* 8 23	
8 25	10 05	266.0	Bedley		325	8 25	8 10	
8 40	10 20	271.3	Lella Lake			8 10	7 55	
9 00	10 40	278.3	Clarendon		1,946	7 55	7 40	
* 9 25	*11 08	288.4	Ashtola			* 7 35	* 7 20	
* 9 45	11 30	296.7	Goodnight		150	7 15	7 05	
10 15	11 58	308.3	Claude		692	6 49	6 40	
10 45	12 28	321.3	Washburn		150	6 21	6 14	
11 15	1 00	336.0	Ar. Amarillo Lv	Lv.	17,366	5 50	5 45	
P. M.	1 10	336.0	Lv. Amarillo Ar	Ar.	17,366	A. M.		
	* 1 25	342.7	Cliffside			* 5 25		
	* 1 35	347.5	Gentry			* 5 15		
	* 1 56	358.5	Boden			* 4 52		
	* 2 10	365.4	Ady			* 4 37		
	* 2 25	372.7	Tascosa		192	4 22		
	* 2 35	376.9	Magenta			* 4 12		
	* 2 52	382.8	Murdo			* 4 00		
	09 388.4		Channing		300	3 50		
	* 3 30	396.5	Duncan			* 3 30		
	* 3 47	403.4	Hartley		200	* 3 15		
	* 4 10	413.3	Twist			* 2 55		
	* 4 25	417.8	Dalhart		2,580	2 45		
	* 5 00	431.8	Ware		25	* 2 12		
	* 5 25	442.2	Perico			* 1 50		
	* 5 40	447.3	Corlena		200	* 1 40		
	6 00	453.3	Ar. Texline Lv	Lv.	350	1 25		
	6 08	454.5	Ar. SIXELA Lv	Ar.		1 17		
	10 35	589.0	Ar. TRINIDAD Lv	Lv.	12,274	7 00		
	2 25	683.0	Ar. PUEBLO Lv	Lv.	51,218	3 15		
	3 55	728.0	Colorado Spgs.		31,717	1 50		
	7 00	802.0	Ar. DENVER Lv	Lv.	245,523	11 15		
A. M.			M. Time				P. M.	

THROUGH CAR SERVICE.
Trains Nos. 7 and 8—Solid wide vestibuled trains, carrying electric lighted Pullman Drawing Room Sleepers between Fort Worth and Wichita Falls, Fort Worth and Colorado Springs and Fort Worth and Denver; Dining cars and first-class coaches between Fort Worth and Denver.

LOCAL CAR SERVICE.
Trains Nos. 3 and 4—Solid wide vestibuled trains, carrying Pullman Parlor cars, Dining cars and first-class coaches between Fort Worth and Amarillo.

Trains 3 and 4 will stop on flag at Fowler.
Train No. 8 will stop at Argenta from points north of Childress.
Trains Nos. 3 and 4 connect at Wichita Falls with Wichita Valley trains Nos. 1 and 2.

*Stop on signal. ¶Meal Station. ¶Stations where through tickets are sold.

Wichita Valley Railway

D. B. KEELER, Vice President.....Fort Worth, Tex.
W. F. STERLEY, General Freight and Passenger Agent.....Fort Worth, Tex.

No. 33 Daily Ex. Sun.	READ DOWN		Miles	TABLE 182. Feb. 15, 1914. Adams Exp. Co.		Popula- -tion.	READ UP		
	No. 9 Daily Ex. Sun.	No. 7 Daily Ex. Sun.		No. 2 Daily Ex. Sun.	No. 8 Daily Ex. Sun.		No. 10 Daily Ex. Sun.	No. 34 Daily Ex. Sun.	
	PM	AM		AM	PM		PM	PM	
	4 00	10 25	.0	Lv	BYERS Ar		10 20	3 55	
	4 40	10 55	4.9		¶Petrolia.....	517	9 50	3 30	
	5 10	11 25	12.9		¶Dean.....		9 05	2 50	
	5 45	12 05	P. M. 21.7	Ar	¶Wichita Falls Lv	11,499	P. M. 8 30	2 15	
			2 20	Lv	¶Wichita Falls Ar		AM	PM	
			* 2 45		Allendale.....	* 1 25			
			* 3 05		Holiday.....	140	* 1 00		
			* 3 20		Mankins.....		* 12 40		
			* 3 35		Dundee.....		* 12 25		
			* 3 55		Fulda.....		* 11 50		
			* 4 15		Mabelle.....		* 11 30		
			* 4 45		¶Seymour.....	2,020	* 11 00		
			* 5 00		Fancher.....		* 10 45		
			5 15		Bomarton.....	800	10 30		
			5 35		Goree.....	675	10 10		
			5 50		¶Munday.....	958	9 55		
			6 15		Weinert.....	770	9 30		
			* 6 30		Jossette.....		* 9 15		
			* 6 45		¶Haskell.....	2,436	* 9 00		
			* 7 05		McConnell.....	30	* 8 40		
			7 25		¶Stamford.....	3,902	8 20		P. M.
			7 45		¶Stamford.....	3,902	8 20		5 00
			* 8 05		Penick.....		* 7 55		4 35
			8 25		¶Anson.....	1,842	7 40		4 15
			8 55		Hawley.....	300	7 15		3 18
			* 9 15		Lanier.....	35	* 6 55		2 30
			9 35		¶ABILENE.....	13,522	6 30		2 00
							A. M.		P. M.

Trains 1 and 2 connect at Wichita Falls with Ft. W. & D. C. Trains 3 and 4.

STAMFORD TO SPUR.

READ DOWN		Miles	TABLE 183. Feb. 15, 1914. (ADAMS EXPRESS CO.)		Popula- -tion.	READ UP	
No. 3 Daily			Lv.	Ar.		No. 4 Daily	
8 45AM		.0	Lv.	¶STAMFORD Ar.	3,902	5 50PM	
* 9 05 "	7.1			¶Capron.....		* 5 25 "	
9 30 "	14.6			¶Sagerton.....	375	5 05 "	
9 50 "	21.8			¶Brandenburg.....		4 45 "	
10 15 "	31.6			¶Aspermont.....	600	4 20 "	
10 35 "	37.9			¶Swenson.....	80	4 00 "	
10 55 "	44.6			¶Peacock.....	175	3 40 "	
11 10 "	48.5			¶Oriana.....	25	3 25 "	
11 40AM	58.5			¶Jayton.....	314	3 00 "	
12 10PM	68.0			¶Girard.....	60	2 30 "	
12 45PM	82.2		Ar.	¶SPUR Lv.	1,050	1 50PM	

San Antonio, Fredericksburg & Northern Ry.

M. H. TRICE, Receiver.

F. E. CROUCH, Gen'l Frt. & Pass. Agt. Fredericksburg, Texas

READ DOWN		Miles	TABLE 184. Dec. 3, 1916. (Wells, Fargo & Co., Exp.)		Popula- -tion.	READ UP	
No. 11 Mixed Daily Ex. Sun.	No. 1 Sunday Only		Lv.	Ar.		No. 12 Mixed Daily Ex. Sunday	No. 2 Sunday Only
12 01PM	2 00PM	.0	Lv.	Fredericksburg Ar.	4,000	9 00PM	9 00PM
12 30 "	2 30 "	7.4		¶Cain City.....		8 10 "	8 10 "
1 00 "	3 00 "	11.9		¶Bankersmith.....		7 40 "	7 40 "
1 10 "	3 10 "	13.3		¶Mt. Alamo.....		7 30 "	7 30 "
*	*	16.5		¶Hillingden.....		*	*
*	*	22.2		¶Nichols.....		*	*
2 15PM	4 10PM	23.9	Ar.	Fredericksburg Jet Lv.		6 50PM	6 50PM



MAKES CATTLE LOANS

CALL ON OR WRITE US AT OKLAHOMA CITY
Visitors Always Welcome.

T. P. MARTIN, Pt. E. F. BISBEE, V. P. T. C. SCROGGS, A. C.

*Stop on signal.

¶Meal Station.

‡Stations where through tickets are sold

THE
FIREFLY

VIA THE



TO

KANSAS CITY

OFFERS

Superior Service

FOR

Discriminating Travelers

Leave DALLAS.....12:10 P. M.

Leave FORT WORTH... 1:25 P. M.

Arrive KANSAS CITY... 7:45 A. M.

GEO. S. PENTECOST,
General Passenger Agent, C. R. I. & G. Ry.,
FORT WORTH, TEXAS.

Rock Island Lines—Con'd.

CHICAGO, ROCK ISLAND & PACIFIC RAILWAY.

JACOB M. DICKINSON, Receiver.

L. M. ALLEN, Passenger Traffic Manager Chicago, Ill.
 J. A. STEWART, General Passenger Agent Kansas City, Mo.
 CHAS. B. SLOAT, Assistant General Passenger Agent Little Rock, Ark.
 S. H. JOHNSON, Freight Traffic Manager Chicago, Ill.
 H. W. MORRISON, Assistant Freight Traffic Manager Little Rock, Ark.
 F. J. SHUBERT, General Freight Agent Kansas City, Mo.

CHICAGO, ROCK ISLAND & GULF RAILWAY.

JACOB M. DICKINSON, Chairman Board of Directors Chicago, Ill.
 T. H. BEACON, President El Reno, Okla.
 A. B. WARNER, Vice-Pres. and General Supt. Ft. Worth, Tex.
 T. H. WILHELM, General Freight Agent Ft. Worth, Tex.
 M. J. DOWLIN, Asst. General Freight Agent Ft. Worth, Tex.
 GEO. S. PENTECOST, General Passenger Agent Ft. Worth, Tex.

DALLAS, FT. WORTH TO ST. LOUIS, KANSAS CITY AND CHICAGO.

READ DOWN					Miles	TABLE 185 Nov. 5, 1916. Am. Express	Popula- -tion.	READ UP				
No. 32 Daily	No. 744 Daily	24-30 Daily	No. 12 Daily	No. 11 Daily				29-23 Daily	No. 743 Daily	No. 31 Daily		
PM	AM	AM	PM	AM				PM	AM	PM		
12 10			7 50	0.0	C. R. I. & G. Ry.	118,482	8 20				3 05	
12 29			8 13	10.4	DALLAS.	350	7 58				2 42	
			* 8 27	18.0	Irving	100*	* 7 45					
			* 8 37	23.6	Tarrant		* 7 35					
1 15			9 15	34.4	Hurst	99,528	7 10				1 55	
1 25	5 05		9 30	0.0	FT. WORTH.	99,528	7 00	7 45	11 00		1 45	
	5 18			3.5	N. Ft. Worth.			7 30	10 43			
	5 30			9.0	Saginaw	83		* 7 19	10 32			
	* 5 42			14.3	Hicks			* 7 10	* 10 20			
	5 55			21.7	Newark	300		6 58	10 05			
	6 10			28.9	Boyd	550		6 46	9 52			
	6 30			37.8	Paradise	500		6 30	9 35			
2 40	6 40		10 45	43.7	Bridgeport	2,000	5 35	6 19	9 20		12 30	
2 53			10 05	50.4	Chico	642	5 20	6 03			12 15	
			10 20	58.3	Park Springs	200		5 50				
			10 40	69.6	Bowie	2,874	4 48	5 28			11 45	
3 25			10 52	* 11 47	Stoneburg	173		5 10				
			11 15	12 07	Ringgold	500	4 15	4 50			11 15	
3 54			11 27	94.1	Terral, Okla.	573		4 38			* 11 05	
* 4 05			11 44	12 35	Ryan	1,207	3 50	4 21			10 48	
* 4 21			11 53	107.4	Sugden	321		4 10			* 10 40	
* 4 30			12 10	1 05	Waurika	2,928	3 25	3 55			10 25	
4 45			12 22	119.7	Addington	493		3 40			* 10 10	
* 4 55			12 37	128.4	Comanche	1,301		3 25			9 58	
5 10			12 55	1 50	Duncan	2,477	2 30	3 10			9 45	
5 25			1 13	148.1	Marlow	1,965		2 55			9 25	
5 44			1 30	157.8	Rush Springs	823		2 40	No. 711		9 10	
6 00		No. 712	1 53	170.4	Ninnekah	274		2 18	Daily	No. 709	8 48	
6 22	No. 710	Daily	2 05	177.4	Chickasha	14,660	1 10	2 05	Ex. Sun.	Daily	* 8 35	
6 40	Daily	Dx. Sun.	2 30	177.4	Chickasha	14,660	1 10	1 40	3 00	9 20	8 10	
7 05	6 00	11 25	2 50	187.8	Pocasset	420		1 20	2 25	8 45		
	6 20	11 45	3 03	* 3 29	Minco	706	* 12 32	1 05	2 07	8 30		
	6 37	11 56	3 18	201.4	Union City	177		12 50	1 53	8 18		
	6 53	12 10	3 35	4 00	El Reno	7,872	12 05	12 25	1 30	8 00	7 10	
8 05	7 30	12 45										
	No. 36								No. 35			
	Daily								Daily			
8 15	8 00		3 40	4 10	210.5	El Reno	7,872	11 55	12 15		9 20	7 00
	* 8 09		* 3 49		215.0	Kerfoot	59		* 11 58		* 9 03	
	8 28		4 08		225.1	Okarche	402		11 40		8 43	
8 58	8 45		4 30	4 50	234.9	Kingfisher	2,538	10 48	11 20		8 20	6 15
	9 00		4 45		242.7	Dover	377		11 03		8 05	
	9 15		5 03	5 22	251.9	Hennessey	1,665	10 08	10 45		7 47	
	9 38		5 23	5 45	263.7	Waukomis	533	9 45	10 25		7 25	
10 00	10 10		5 45	6 00	271.4	Enid	19,258	9 25	10 10		7 10	5 15
	10 18		5 51		274.7	North Enid	128		* 9 55		6 50	
	10 30		6 06		282.5	Kremlin	253		9 40		6 35	
	10 45		6 20	6 35	291.0	Pond Creek	1,113	8 56	9 25		6 20	
	10 58		6 30		293.9	Jefferson	281		9 15		6 07	
10 52	11 08		6 45	7 00	301.6	Medford	1,110	8 40	9 00		5 56	4 23
	11 25		7 00		310.3	Renfrow, Okla.	207		8 44		5 41	
	11 25		7 45	8 00	318.9	Caldwell, Kan.	1,574	8 10	8 25		5 25	3 55
11 25	12 01		8 21	8 36		Wellington	7,099	7 15	7 15		4 35	3 12
11 58	12 39		9 35	9 50		Wichita	64,972	6 15	6 15		3 40	2 20
12 46	1 40		4 05	3 05		TOPEKA	47,102	12 30	12 05		9 55	9 40
5 50	7 40											
7 45	9 35		6 25	5 10		KANSAS CITY	281911	10 20	10 00		7 55	7 45
11 15			11 15	7 05		ST. JOSEPH	82,712	8 10	4 05			4 05
8 15			8 15	7 30		ST. LOUIS	734667	9 03	8 15		9 03	8 15
7 00	1 45		7 00	8 30		CHICAGO	2393325	6 00	11 15			11 15
AM	PM	PM	AM	AM				PM	PM	PM	PM	PM

*Stop on signal.

||Meal Station.

||Stations where through tickets are sold.

Rock Island Lines—Cont'd.

ARDMORE BRANCH.

READ DOWN		TABLE 187		READ UP	
No. 683 Mixed Daily Ex. Sbn.	No. 651 Daily	Miles	Jan. 16, 1916. (American Ex.)	Population	No. 684 Mixed Daily Ex. Sbn.
	3 25 PM	0.0	Lv. †HAILEYVILLE. Ar.	2,024	12 20 PM
	* 3 35 "	3.3 Craig		* 12 05 "
	* 3 40 "	5.4 Bond		* 12 01 PM
	* 4 00 "	14.1 Blanco	45	* 11 40 AM
	* 4 13 "	19.1 Pittsburg	750	11 30 "
	* 4 41 "	30.7 Wardville	125	11 02 "
	* 4 57 "	38.2 Cairo	40	* 10 45 "
6 05 AM	5 16 "	44.4	†North Coalgate	10 30 "	9 00 PM
6 40 "	5 35 "	53.8 Olney	95	8 15 "
7 40 "	5 56 "	62.0 Wapanucka	1,500	7 45 "
8 30 "	6 17 "	71.2 Fillmore	9 23 "	6 55 "
9 10 "	6 32 "	76.2 Milburn	438	9 10 "
10 00 "	6 50 "	84.4	†Tishomingo	1,408	8 47 "
10 30 "	7 05 "	90.1 Randolph	110	8 32 "
10 50 "	* 7 18 "	94.1 Russett	90	* 8 22 "
11 20 "	* 7 32 "	99.5 Mannsville	515	8 10 "
11 40 "	* 7 45 "	104.9 Frisco Jct.		7 58 "
11 50 AM	* 7 48 "	106.1 Durwood	250	* 7 55 "
12 20 PM	* 8 00 "	110.6 Provence		* 7 45 "
1 00 PM	8 15 PM	117.6	Ar. †ARDMORE. Lv.	10,165	7 30 AM
					3 35 PM

TECUMSEH BRANCH.

READ DOWN		TABLE 188		READ UP	
No. 656 Mixed Daily Ex. Sbn.	Miles	Jan. 16, 1916. (American Express.)	Population	No. 655 Mixed Daily Ex. Sbn.	
1 40 PM	0.0	Lv. †SHAWNEE	Ar. 17,225	9 05 AM	
1 45 "	3.2 Tecumseh Junction		8 55 "	
2 30 "	8.6	†Tecumseh	1,626	8 25 "	
3 15 "	18.9 Romulus	219	7 35 "	
4 00 PM	27.8	Ar. ASHER	Lv. 381	7 05 AM	

GEARY AND ALVA.

READ DOWN		TABLE 189		READ UP		
No. 704 Daily	No. 728 Daily	Miles	Jan. 16, 1916. (American Ex.)	Population	No. 727 Daily	No. 703 Daily
	PM		Lv. †GEARY. Ar.	1,452	PM	PM
	12 55	8 50 Greenfield	300	8 00	2 30
	1 15	9 10 Greenfield Jct.		7 31	2 02
	1 20	9 14	†Watonga	1,723	7 26	1 57
	PM	9 30 Roman Nose		7 09	PM
	* 9 40	20.7 Ferguson	50	* 6 55	
	10 05	29.4 Darrow	169	6 28	
	10 22	35.9	†Homestead	383	6 11	
	10 32	39.5 Rusk	170	5 37	
	10 56	49.2 Cleo	425	5 13	
	11 18	58.8 Aline	303	4 57	
	11 35	65.4	†Augusta	128	4 43	
	11 48	70.3 Lambert	127	4 19	
	12 08	78.9	†Ingersoll	253	3 55	
	12 35	87.9 Ashley	80*	3 38	
	* 12 53	95.5	Ar. †ALVA. Lv.	3,688	3 20	
	PM	1 16			PM	
		103.4				

ANTHONY BRANCH.

READ DOWN		TABLE 190		READ UP	
No. 730 Mixed Daily Ex. Sbn.	Miles	Jan. 16, 1916. (American Express.)	Population	No. 729 Mixed Daily Ex. Sbn.	
3 55 PM	0.0	Lv. †INGERSOLL	Ar. 253	12 15 PM	
4 13 "	6.0 Driftwood	141	11 50 AM	
4 28 "	10.7 Amorita, Okla.	111	11 30 "	
4 53 "	19.0 Waldron, Kan.	35	10 55 "	
* 5 14 "	25.8 McCrea	10*	* 10 25 "	
5 55 "	33.1	†Anthony	3,600	9 50 "	
7 25 PM	60.6	Ar. †ALDWELL	Lv.	8 20 AM	

*Stop on signal.

†Meal Station.

‡Stations where through tickets are sold.

Rock Island Lines—Con'd.

CHICKASHA AND MANGUM.

READ DOWN			Miles	TABLE 191 Nov. 5, 1916. (American Express)	Population	READ UP	
No. 711 Daily Ex. Sun.	No. 709 Daily	No. 710 Daily				No. 712 Daily Ex. Sun.	
PM	AM	PM				AM	
3 10	9 30	0.0	Lv. CHICKASHA Ar.	14,660	5 30	11 20	
3 40	9 55	9.5	Verden	524	4 55	10 50	
4 30	10 30	18.3	Anadarko	3,439	4 30	10 30	
5 00	11 05	32.7	Fort Cobb	382	3 55	9 50	
5 25	11 30	43.5	Carnegie	835	3 30	9 25	
5 45	11 55	51.4	Mountain View	855	3 05	9 05	
6 05	12 15	58.9	Gotebo	740	2 45	8 45	
* 6 20	* 12 35	65.9	Komalty	50	* 2 25	* 8 28	
6 45	1 00	71.8	Hobart	3,845	2 10	8 15	
7 15	1 30	81.1	Lone Wolf	677	1 30	7 40	
7 35	1 55	88.8	Granite	1,229	1 05	7 20	
7 55	2 30	97.6	Ar. MANGUM Lv.	5,200	12 45	7 00	
PM	PM				PM	AM	

ENID, LAWTON AND WAURIKA.

READ DOWN			Miles	TABLE 192 Nov. 5, 1916. (American Express)	Population	READ UP	
No. 705 Da. Ex. Sun.	No. 703 Daily	No. 704 Daily				No. 706 Da. Ex. Sun.	
AM	AM	PM				PM	
	10 30	0.0	Lv. ENID Ar.	19,258	4 50		
	11 00	12.1	Lahoma	275	4 17		
	11 25	20.8	Ringwood	271	3 51		
	11 55	32.4	Isabella	125	3 21		
	12 19	40.8	Okeene	920	2 58		
	12 48	51.2	Hitchcock	275	2 30		
	1 15	61.2	Ar. Watonga Lv.	1,723	2 00		
	1 40	61.2	Lv. Watonga Ar.	1,723	1 40		
	1 57	68.0	Greenfield Junct.	1	1 20		
	2 02	69.3	Greenfield	300	1 15		
8 05	2 30	77.4	Geary	1,452	12 55	6 30	
8 40	2 50	85.9	Bridgeport	428	12 30	6 10	
9 05	3 10	94.3	Hinton	686	12 08	5 45	
9 25	3 30	101.3	Lookeba	217	11 45	5 25	
9 35	3 40	105.4	Binger	280	11 35	5 15	
10 00	4 05	114.7	Gracemont	11	11 10	4 50	
10 30	4 30	123.1	Ar. Anadarko Lv.	3,439	10 45	4 30	
AM	PM				AM	PM	
No. 705 Daily Ex. Sun.	No. 706 Daily Ex. Sun.				No. 706 Daily Ex. Sun.		
AM	PM				AM	PM	
11 00	4 40	123.1	Lv. Anadarko Ar.	3,439	10 20	4 20	
* 11 15	* 4 55	129.3	Huntley		* 10 03	* 4 00	
11 40	5 20	139.6	Apache	950	9 40	3 35	
11 55	5 35	144.5	Parker		9 20	3 20	
12 25	6 00	155.1	Ar. Ft. Sill Lv.	799	8 58	2 45	
12 25	6 00	155.1	Lv. Ft. Sill Ar.	799	8 58	2 45	
12 45	6 15	158.8	Lawton	7,788	8 50	2 35	
1 05	6 35	167.3	Geronimo	186	8 25	2 13	
1 45	7 05	177.3	Walter	1,377	7 55	1 45	
2 03	7 25	184.4	Temple	852	7 35	1 25	
2 25	7 50	192.5	Hastings	727	7 15	1 05	
2 45	8 15	200.8	Ar. WAURIKA Lv.	2,928	7 00	12 45	
PM	PM				AM	PM	

LAWTON AND CHATTANOOGA.

READ DOWN			Miles	TABLE 193 Nov. 5, 1916. (American Express)	Popula- -tion.	READ UP	
No. 715 Mixed Daily		No. 716 Mixed Daily					
PM	AM	AM				AM	
2 45	PM	0.0	Lv. LAWTON Ar.	7,788	8 45	AM	
3 55	PM	15.6	Faxon	215	7 25	AM	
4 30	PM	20.7	Ar. CHATTANOOGA Lv.	471	7 00	AM	

CHICKASHA AND LINDSAY.

READ DOWN			Miles	TABLE 194 Nov. 5, 1916. (American Express)	Popula- -tion.	READ UP	
No. 714 Daily Ex. Sun.	No. 790 Mixed Daily	No. 713 Daily				No. 789 Mix. Da. Ex. Sun.	
PM	AM	PM				AM	
2 30	9 35	0.0	Lv. CHICKASHA Ar.	14,660	1 40	6 00	
* 2 44	* 10 00	6.4	Lucile	25	* 1 20	* 5 25	
3 10	10 30	14.4	Alex	224	12 55	5 00	
3 23	10 50	19.1	Bradley	174	12 43	4 45	
3 45	11 35	26.3	Ar. LINDSAY Lv.	1,156	12 25	4 20	
PM	AM				PM	AM	

*Stop on signal.

‡Meal Station.

‡Stations where through tickets are sold.

Rock Island Lines—Con'd.

KINGFISHER, GUTHRIE AND CHANDLER.

READ DOWN		TABLE 195			READ UP	
	No. 708 Mixed Daily Ex. Sun.	Miles	Nov. 5, 1916. (American Express)	Population	No. 707 Mixed Daily Ex. Sun.	
	12 20PM	0.0	Lv. KINGFISHER..Ar.	2,538	3 05PM	
	12 50"	11.0Reeding.....	160	2 00"	
	1 09"	16.1Cashion.....	289	1 09"	
	1 35"	22.5Navina (A.T.&S.F.)..	119	12 40"	
	1 55"	27.1Seward ..	159	12 25PM	
	2 20"	34.2	Ar. Guthrie ..Lv.	11,973	11 45AM	
	3 00"	34.2	Lv. Guthrie ..Ar.	11,973	9 55"	
	* 3 20"	39.8Bestin.....		* 9 36"	
	* 3 35"	44.9Frost ..		* 9 22"	
	* 3 49"	48.6Iconium.....	50	* 9 11"	
	4 04"	52.1Merrick.....	396	9 01"	
	* 4 19"	57.2Dudley.....	50	* 8 46"	
	* 4 30"	59.3Emsey ..		* 8 34"	
	* 4 51"	66.0Lowe ..		* 8 17"	
	5 15PM	71.8	Ar. CHANDLER..Lv.	2,024	8 00AM	

ENID AND BILLINGS.

READ DOWN		TABLE 196			READ UP	
	No. 702 Mixed Daily Ex. Sun.	Miles	Nov. 5, 1916. (American Express)	Population	No. 701 Mixed Daily Ex. Sun.	
	12 45PM	0.0	Lv. ENID.....Ar.	19,258	4 15PM	
	12 55"	3.2	Ar. North Enid..Lv.	128	4 00"	
	12 55"	3.2	Lv. North Enid..Ar.	128	4 00"	
	1 20"	13.0Cropper.....	112	3 30"	
	1 40"	19.1Garber.....	382	3 00"	
	2 05PM	29.4	Ar. BILLINGS..Lv.	524	2 30PM	

GRAHAM BRANCH.

READ DOWN		Table 197			READ UP	
No. 781 Frt. Mon., Wed. & Fri. only	No. 741 Daily	Miles	Nov. 5, 1916. (American Express)	Population	No. 742 Daily	No. 782 Frt. Tue., Thur. & Sat. only
	12 10PM		Lv. DALLAS ..Ar.	118,482	3 05PM	
	8 15AM	5 05"	Lv. FT. WORTH..Ar.	99,528	11 00AM	7 45PM
	12 30PM	6 50PM	Lv. BRIDGEPORT..Ar.	2,000	9 10AM	2 00PM
	12 50"	* 7 05"Berkshire.....		* 8 57"	* 1 40"
	1 20"	* 7 25"Vineyard.....		8 40"	1 05PM
	3 15"	* 8 10"	* Jacksboro.....	1,480	* 7 59"	11 30AM
	* 4 00"	* 8 35"Senate.....	25	* 7 37"	* 9 30"
	4 30"	* 8 53"Bryson.....	350	* 7 22"	9 00"
	* 5 05"	* 9 10"Dakin.....		* 7 00"	* 8 30"
	5 40PM	9 30PM	Ar. GRAHAM ..Lv.	1,569	6 45AM	8 00AM

LEHIGH BRANCH.

READ DOWN		Table 198			READ UP	
	No. 681 Mixed Daily Ex. Sun.	Miles	Jan. 16, 1916. (American Express)	Population	No. 682 Mixed Daily Ex. Sun.	
	3 00PM	0.0	Lv. North Coalgate..Ar.		4 20PM	
		1.4Coalgate.....	3,255		
	*	3.8Phillips.....	680	*	
	3 40PM	6.4	Ar. LEHIGH.....Lv.	1,880	3 40PM	

THE ROCK ISLAND LINES' SERVICE
 NORTH, SOUTH, EAST AND WEST
 IS EXCELLENT IN EVERY RESPECT
TIME and EQUIPMENT
 ARE LARGE FACTORS TO BE CONSIDERED IN MAKING A TRIP.

*Stop on signal.

¶Meal Station.

‡Stations where through tickets are sold.

Rock Island Lines—Con'd.

ROCK ISLAND, EL PASO & SOUTHWESTERN.

READ DOWN			Miles	TABLE 199 Nov. 5, 1916. (American Express)		Popula- -tion.	READ UP		
No. 7 Daily	3 Golden State Limited	No. 1 Daily		Golden State Limited	No. 2 Daily		Golden State Limited	No. 2 Daily	
	8 05 PM	9 00 AM		Lv. CHICAGO Ar.	2393325	10 15 AM	1 45 PM		
	9 03 PM	8 15 AM		Lv. ST. LOUIS Ar.	734667	7 30 AM			
	11 00 AM	11 40 AM	0.0	Lv. KANSAS CITY Ar.	281911	7 25 PM	10 40 AM		
	11 30 PM	1 50 AM	412.5	Lv. LIBERAL, KAN. Ar.	426	6 30 AM	9 40 AM		
	*11 49 PM	2 13 AM	422.3 Tyrone, Okla.	235	* 6 13 AM	9 20 AM		
	*12 07 AM	2 37 AM	432.6 Hooker	525	* 5 56 AM	9 02 AM		
		3 00 AM	442.9 Optima	200		8 43 AM		
	*12 41 AM	3 25 AM	451.9 Guymon	1,342	* 5 25 AM	8 28 AM		
	1 00 AM	3 50 AM	462.4 Goodwell	300	* 5 06 AM	8 10 AM		
	* 1 20 AM	4 10 AM	472.6	Ar. TEXHOMA Lv. G., R. I. & G. Ry.	372	* 4 50 AM	7 53 AM		
	* 1 20 AM	4 10 AM	472.6	Lv. TEXHOMA Ar.	372	* 4 50 AM	7 53 AM		
		* 4 32 AM	482.6 Stevens, Texas			* 7 37 AM		
	* 1 55 AM	4 52 AM	492.5 Stratford	520	* 4 15 AM	7 23 AM		
		* 5 11 AM	504.3 Conlen			* 7 06 AM		
	* 5 29 AM	5 14 AM	514.4 Chamberlin			* 6 51 AM		
	2 55 AM	5 50 AM	523.7	Ar. Dalhart Lv.	2,580	3 25 AM	6 35 AM		
	3 00 AM	6 00 AM	523.7	Lv. Dalhart Ar.	2,580	3 20 AM	6 30 AM		
		* 6 17 AM	533.4 Rehms					
	No. 7 Daily	* 6 35 AM	544.9 Middlewater	40		5 57 PM	No. 8 Daily	
		* 6 58 AM	551.6 Romero	25		5 38 PM		
				G., R. I. & P. Ry.					
	AM	5 43 AM	9 00 AM	616.8	Ar. Tucumcari Lv. Via E. P. & S. W. System.	3,000	12 50 AM	3 40 PM	
		7 30 AM	4 48 AM	8 10 AM	616.8	Lv. Tucumcari Ar.	3,000	11 35 PM	2 30 PM
		9 40 AM	6 30 AM	9 50 AM	675.9	Lv. Santa Rosa Ar.	1,200	9 50 AM	12 54 PM
		12 25 AM	10 48 AM	2 25 AM	804.1	Ar. Carrisoso Lv.	800	6 15 AM	9 05 AM
		2 50 AM	10 53 AM	2 30 AM	804.1	Lv. Carrisoso Ar.	800	6 10 AM	9 00 AM
		4 35 AM	12 21 PM	4 05 AM	862.0	Lv. Alamogordo Ar.	4,000	4 25 AM	7 05 AM
					943.1 Fort Bliss			*
		7 20 AM	2 40 PM	6 30 AM	948.0	Ar. EL PASO Lv.	51,936	1 55 PM	4 45 PM
	PM		AM					PM	AM

THROUGH CAR SERVICE.

Trains Nos. 11 and 12.—Electric Lighted Sleeper between Dallas, Ft. Worth and Kansas City and Chicago. Chair Cars between Dallas, Ft. Worth and Kansas City and Chicago. Sleeping Cars between Dallas, Ft. Worth and Oklahoma City.

Trains Nos. 1 and 2.—Standard and Tourist Sleepers between Kansas City and Los Angeles; Coach and Smoker between Kansas City and Los Angeles; Chair Car between El Paso and Los Angeles. Dining Car service for all meals.

Trains Nos. 23 and 24.—Sleeper, between Ft. Worth and Omaha, Smoker and Chair Cars between Ft. Worth and Kansas City and Standard Sleeper between El Reno and St. Joseph. Standard Sleeping Car Kansas City to Wichita.

Trains Nos. 3 and 4.—GOLDEN STATE LIMITED.—Electric Lighted Trains between Chicago and California. Pullman Sleepers between Chicago, Los Angeles and San Francisco. Buffet, Library Observation Car between Chicago and Los Angeles. Dining Cars between Chicago and Los Angeles. Sleeper between Chicago and Los Angeles.

Trains Nos. 31 and 32.—"The Firefly".—Electric Lighted Sleeper, Smoker, Modern Coaches between Dallas, Ft. Worth and Kansas City. Electric Lighted Sleeper between Oklahoma City and Kansas City. Dining Car Service between El Reno and Ft. Worth.

Trains Nos. 45-41 and 42-46.—Electric Lighted Drawing Room Sleeping Car between Memphis, Little Rock and Oklahoma City Electric Lighted Drawing Room Sleeper between Chicago and Hot Springs (between Memphis and Chicago via I. C. R. R.) Parlor Car Coach and Partition Smoker between Memphis and Hot Springs; Chair Car and Partition Coach between Little Rock and Tucumcari, Dining Cars.

Trains Nos. 43 and 44.—Drawing Room Sleeper between Memphis and Amarillo. Chair Car, Coach and Partition Smoker between Memphis and Amarillo.

El Paso & Southwestern System. (EASTERN DIVISION)

GARNETT KING, General Passenger Agent. El Paso, Tex.

READ DOWN			Miles	TABLE 200 Oct. 1, 1915. (Wells Fargo Exp.)		Popula- -tion.	READ UP		
No. 7 Daily	No. 1 Daily	3 Golden State Limited		Golden State Limited	No. 8 Daily		Golden State Limited	No. 8 Daily	
	AM	9 00 AM	8 05 PM	Lv. CHICAGO Ar.	2393325	1 45 PM	10 15 AM	PM	
		11 40 AM	11 00 AM	" Kansas City "	281911	10 40 PM	7 25 PM		
	7 30 AM	8 10 AM	4 48 AM	0	3,000	2 30 AM	11 35 PM	7 20 AM	
	9 40 AM	9 50 AM	6 30 AM	59.1	1,200	12 54 AM	9 50 AM	5 16 AM	
	12 30 AM	12 35 AM		128.3	300	10 46 PM		2 44 AM	
	2 50 AM	2 30 AM	10 53 AM	187.3	800	9 05 AM	6 15 AM	12 40 AM	
	4 05 AM	* 3 42 AM		232.4	1,200	* 7 24 AM		10 27 AM	
	4 35 AM	4 05 AM	12 21 AM	245.2	4,000	7 05 AM	4 25 AM	10 00 AM	
	4 35 AM	4 05 AM	12 21 AM	245.2	4,000	7 05 AM	4 25 AM	10 00 AM	
	* 6 31 AM	* 5 45 AM		311.9	0	* 5 25 AM		8 11 AM	
				326.3	0			* 7 30 AM	
	7 20 AM	6 30 AM	2 40 PM	331.2	51,936	4 45 PM	1 55 PM	7 30 AM	
	PM	AM	PM					AM	

*Stop on signal.

||Meal Station.

¶St. tions where through tickets are sold.

GOING NORTH?

— TO —

**KANSAS CITY
ST. JOSEPH ST. LOUIS
CHICAGO**

TAKE THE POPULAR TRAIN

“The Firefly”

Leaves	Dallas.....	12:10	P. M.
“	Ft. Worth.....	1:25	“
“	Chickasha.....	7:05	“
“	Shawnee.....	4:45	“
“	Oklahoma City.....	6:45	“
“	El Reno.....	8:15	“
Arrives	Wichita.....	12:46	A. M.
“	Topeka.....	5:50	“
“	Kansas City.....	7:45	“
“	St. Joseph.....	11:15	“
“	St. Louis.....	8:15	P. M.
“	Chicago.....	7:00	A. M.

Electric Lighted Sleeping Cars

Cafe Diner

First Class Coaches



GEO. S. PENTECOST, G. P. A.
C. R. I. & G. Ry., Ft. Worth, Tex.

CHAS. B. SLOAT,
Ass't. Gen'l. Pass. Agt.
C. R. I. & P. Ry., Little Rock, Ark.

Chicago

Through sleeping cars are operated daily between these four cities by the C. & E. I. Railroad and Frisco Lines. The trains on which they are carried are built entirely of steel — mail cars, baggage cars, coaches, diners and sleepers.

Saint Louis

Dallas



When you travel on the Frisco Lines you go through the Ozark Mountains.

Fort Worth



St. Louis=San Francisco Ry. Co.

HENRY RUHLENDER, Chairman of the Board..... New York
W. C. NIXON, President..... St. Louis, Mo.
W. B. BIDDLE, 1st Vice-President..... St. Louis, Mo.
A. HILTON, Passenger Traffic Manager, Frisco Bldg..... St. Louis, Mo.
J. N. CORNATZAR, General Passenger Agent, Frisco Bldg..... St. Louis, Mo.
B. F. BOWES, Assistant General Passenger Agent, Frisco Bldg..... St. Louis, Mo.
F. C. REILLY, Freight Traffic Manager, Frisco Bldg..... St. Louis, Mo.
B. H. STANAGE, General Freight Agent..... St. Louis, Mo.

READ DOWN			Miles	TABLE 201		Popula- -tion.	READ UP		
No.716 Daily	No. 6 Daily	No. 3 Daily		July 23, 1916. (Wells Fargo Express)			No. 4 Daily	No. 6 Daily	No.716 Daily
PM	PM	AM	0.0	Lv.....	734667	PM	AM	AM	
9 10	9 00	9 00	0.0	Lv.....	281911	7 25	8 05	7 35	
11 40		8 55		Lv.....				7 10	
10 05	5 25	5 15	281.9	Lv.....	8,000	11 10	11 35	7 45	
11 23	6 24	6 20	312.8		500	10 04	10 30	6 20	
12 15	7 00	7 03	332.7		3,200	9 23	9 53	5 25	
1 00	7 44	7 45	352.4		6,200	8 40	9 14	4 30	
3 15	9 25	9 31	410.4		3,000	6 20	7 20	1 35	
3 45	9 45	10 00	415.4	Ar.....	27,136	6 00	7 00	1 10	
4 00	9 55	10 10	415.4	Lv.....	27,136	5 50	6 50	12 40	
4 32			429.3		100			11 54	
4 46			436.6		206	* 5 02		11 35	
5 01	10 48	11 06	444.5		1,830	4 47	5 45	11 15	
5 28	11 05	11 25	453.0		498	4 32	5 28	10 40	
* 5 45			456.4					*10 32	
* 5 58			463.0					*10 15	
6 12		*11 49	468.7		328	* 3 58		10 04	
6 27			475.4		87			* 9 49	
*			480.0					*	
6 52	*11 59	12 20	483.6		491	3 32	4 34	9 26	
7 06		*12 31	490.0		210	* 3 21		9 13	
* 7 21			495.7		30			* 8 58	
7 36		12 53	501.4		180	3 00		8 45	
7 48			506.7		110			8 34	
8 07			514.2		150			8 17	
* 8 26			522.2					* 8 04	
* 8 38			527.3					* 7 54	
8 46			530.7		130			7 46	
* 9 05			538.7		35			* 7 31	
9 15	1 36	2 16	541.6	Ar.....	1,273	1 44	3 07	7 25	
9 15	1 36	2 16	541.6	Lv.....	1,273	1 44	3 07	7 25	
* 9 30			548.7		85			* 7 10	
	* 2 00		556.2					* 6 56	
10 00	2 08	2 50	559.0		4,582	1 13	2 42	6 50	
10 11	* 2 17		563.7		416	* 1 05		6 15	
10 23			568.8		163	*12 57		6 05	
			573.0		63			* 5 52	
11 00	3 00	3 45	583.8	Ar.....	12,275	12 31	1 55	5 30	
	7 00	7 15		Ar.....	118482	9 00	10 00		
		8 50		Ar.....	99,528	7 30			
	7 30	7 35		Ar.....	108172	10 15	9 30		
	9 25	9 40		Ar.....	41,076	6 55	7 45		
PM	AM	PM				AM	PM	AM	

ROGERS AND GROVE.

READ DOWN			Miles	TABLE 202		Popula- -tion.	READ UP	
No.753 Mixed Daily	No.776 Daily			April 30, 1916. (Wells Fargo Express)			No.772 Daily	No.754 Mixed Daily
1230PM	925AM		0.0	Lv.....	3,200	330PM	1100AM	
1250 "	945 "		6.3	Lv.....	2,600	303 "	945 "	
205 "	1045 "		24.4		700	205 "	815 "	
*245 "	1115 "		35.3		850	132 "	730 "	
*315 "	1133 "		41.1		20	118 "	700 "	
400PM	1155AM		47.6	Ar.....	888	1255PM	630AM	

KANSAS CITY AND OKLAHOMA CITY.

READ DOWN				Miles	TABLE 203		Popula- -tion.	READ UP			
No.107 Daily	No.103 Daily	No.101 Daily	No.111 Daily		Dec. 10, 1916. (Wells Fargo Express)			No.112 Daily	No.128 Daily	No.104 Daily	No.108 Daily
AM	PM	AM	PM	0	Lv.....	251011	7 25	9 10	7 10	9 10	
8 55	11 40	10 40	11 30	99	Lv.....	10,622	4 30	6 05	3 05	6 05	
11 50	3 05	2 25	2 15	179	Lv.....	40,000		11 55	8 25	8 25	
12 05	7 00	6 50	12 45	163		1,800	2 32	11 10	7 35	4 01	
2 15	7 50	6 30	4 15	169		250		10 55	7 15		
	8 05	6 45		177		5,000	2 07	10 40	7 00	3 37	
2 40	8 20	7 00	4 35	183		75		*10 26	* 6 49		
* 8 35	* 7 17			191	Ar.....	1,279	1 40	10 10	6 35	3 10	
3 10	8 50	7 35	5 00	191	Lv.....	1,279	1 40	10 00	6 25	3 10	
3 15	8 55	8 00	5 05	385	Lv.....	88,158	7 10	12 01	10 35	7 40	
10 20	4 45	7 15	10 45		Ar.....						
PM	PM	AM	AM				PM	AM	AM	AM	

*Stop on signal.

||Meal Station.

||Stations where through tickets are sold.

St. Louis=San Francisco Ry. Co.—Con'd

MONETT, OKLAHOMA AND QUANAH.

READ DOWN					Miles	TABLE 204 July 23, 1916. (W. F. Exp.)	Popula- -tion.	READ UP					
107 -417 Daily	407 Daily	111 Dy.	9 Daily	403- 413 Daily				408 Dy.	10 Daily	112 Daily	414- 404 Daily	108 -418 Daily	
	PM 910		PM 215	900	.0	ST. LOUIS	734667	AM 735	AM 750		PM		
	630		1100	505	283	MONETT	8,000	925	1124		100		
	728		1157	615	311	Neosho	3,700	808	1025		1154		
	758			650	326	Seneca Mo.	1,500	725			1115		
	812			708	334	Wyandotte	255	*708			1058		
	* 822			* 723	339	Ogeeshee					*1044		
	* 832			* 728	342	Fairland	1250	647			1038		
	* 832			* 735	344	Oseuma	20				*1030		
	PM 845	AM 111	745	349	349	Afton	1,279	630	911	AM	1020		
315	* 855	505	111	800	349	Afton	1,279	625	906	140	1000		PM 310
	* 908			* 812	355	Fodd	30	*612			* 945		
340	920	525	140	825	361	Vinita	4,082	690	842	115	930		250
340	925	525	155	845	361	Vinita	4,082	*535	842	115	* 905		250
	* 940			* 900	368	White Oak	95	*515			* 845		
	* 955			* 915	375	Catale	75	*500			* 830		
415	1009		230	925	380	Chelsea	1,350	450		*1235	820		* 218
	*1022			* 938	386	Bushyhead	120	*435			* 808		
	*1035			* 952	393	Sequoyah	20	*422			* 754		
448	1050	621	305	1002	399	Claremore	2,866	410	728	1204	704		145
*500	*1105			*1015	429- 411	Verdigria	75	*355			* 725		
508	421 Dy.	1115		1023	410	Catoosa	404	428 Dy.	345		715	420 Daily	
				*1038	417	Rice					* 601	AM	
*525	PM 1139			*1043	420	Dawson	250	PM 327			* 757	AM	
535	1150	710	354	1052	424	Ar. Tulsa Lv.	28,240	315	635	1115	645		100
540	215	1201	715	402	424	Lv. Tulsa Ar.	28,240	600	308	625	1110	635	1120
555	*230			1118	428	Red Fork	350	545			626	1107	1245
610	*250			1126	* 722	Bowden		*535			616	*1057	
625	300	1235	740	430	1140	Sapulpa	12,180	525	240	600	1045	605	1045
650	PM 100	750	440	315	750	Sapulpa	12,180	PM 215	545	1035	400	AM	1125
707	120			335	446	Kellyville	250	148		1019	335		1125
735	154	825	513	405	825	Bristow	1,667	120	510	954	305		1053
760	207	840		423	840	Depew	230	105	457	938	250		1035
813	225			450	478	Stroud	1,220	1245		916	229		1007
828	240			506	486	Davenport	394	1233		902	212		
845	255	925	612	525	925	Chandler	2,024	1215	411	845	154		925
	312			545	504	Warwick	129	1157	355	830	133		
908	317			552	506	Wellston	590	1150	349	825	127		900
925	334			613	516	Luther	310	1132		807	106		840
945	358			635	525	Jones	163	1115		749	125		820
	416			649	531	Spencer	173	1100		735	1230		
1020	445	1045	740	715	1045	OKLA C.	88,158	1035	245	710	1201		740
	PM	AM	AM	AM	AM			AM	PM	AM	AM		AM
	407 Daily		No. 9 Daily					10 Daily		112 Daily			
	PM 600		AM 805		542	OKLA C.	88,158	PM 1215		PM 650			
	625		831		551	Wheatland	165	1145		625			
	637		843		555	Mustang	135	1135		611			
	700		905		564	Tuttle	794	1115		549			
	727		932		574	Amber	300	1050		522			
	* 748		953		582	Chickasha	14,660	1030		502			
	* 804		1008		588	Norge	150	1008		* 447			
	* 820		1022		594	Laverly	25	950		* 433			
	840		1040		601	Cement	770	928		413			
	840		1040		601	Cement	770	928		413			
	854		1055		607	Cyril	520	913		358			
	No. 425 Daily		1110		613	Fletcher	374	855		345			
	908		1120		616	Elgin	178	845		335			
	917		1147		627	Fort Sill	799	815		310			
	AM 600		1201		632	Lawton	7,788	800		300			
	*615		1206		632	Lawton	7,788	755		300			
	632		*1221		638	Taupa		* 740		* 245			
	650		1240		645	Cache	317	720		228			
	*705		* 100		654	Indiahoma	188	650		210			
	745		* 112		660	Odetta	23	* 640		* 155			
	*757		* 150		666	Snyder	1,122	620		140			
	810		* 208		671	Vickers		* 540		* 100			
	*825		228		678	Headrick	270	525		1246			
	835		* 245		684	Hightower		* 509		*1232			
	855		300		689	Altus	5,000	458		1220			
	*915		330		697	Olustee	850	432		1152			
	930		* 350		704	Creta	30	* 420		*1132			
	*950		405		711	Eldorado	926	400		1120			
	1010		* 428		719	Carnes		* 340		*1100			
	AM		445		726	QUANAH.	3,127	320		1040			
			PM					AM		AM			

*Stop on signal.

||Meal Station.

‡Stations where through tickets are sold.

St. Louis-San Francisco Ry. Co.—Con'd

SAPULPA, DENISON, SHERMAN AND FT. WORTH.

READ DOWN						Miles	TABLE 205 July 23, 1916. (W. F. Exp.)		Popula- -tion.	READ UP					
No. 527 Daily	No. 513 Daily	No. 521 Daily	No. 529 Daily	No. 511 Daily	No. 507 Daily		No. 510 Daily	No. 512 Daily		No. 520 Daily	No. 528 Daily	No. 514 Daily	No. 526 Daily		
	AM	PM	AM	PM	PM	2 15	9 10	ST. LOUIS	734667	7 50	AM	AM	AM	AM	AM
						11 30	11 40	KANSAS CITY	281911	7 25	7 25	9 10			
4 15	3 05	7 50	8 05	1 00	0 0	SAPULPA, OK.	12,180	5 30	1005	10 35	5 15	3 00			
*4 27	3 16	8 02	*8 15	1 10	4 7	Kiefer	1,197	*5 20	*9 57	10 25	5 00	*2 50			
4 38	3 28	8 14	*8 25	1 20	9 8	Mounds	701	*5 10	9 47	10 13	4 45	2 40			
5 03	3 52	8 40	*8 50	1 43	19 0	Beggs	855	*4 49	9 27	9 50	4 20	2 15			
PM	4 07	8 57	*9 05	1 56	25 1	Preston	450	*4 35	9 14	9 34	4 07	*2 00	AM		
4 35	5 35	4 20	9 15	9 20	2 10	Okmulgee	11,000	4 20	9 00	9 20	3 55	1 45	9 00		
4 53	AM	PM	AM	9 38	2 26	Schulter	40	4 00	8 40	AM	PM	AM	8 45		
5 10				9 55	2 40	Henryetta	7,480	3 43	8 23				8 32		
5 17				*1008	*2 53	Bryant	50	*3 26	*8 08				8 19		
*5 43				10 25	3 10	Welceta	1,229	3 10	7 52				8 04		
6 00				*4 35	3 14	Alabama		*3 04					*8 00		
6 17				10 48	3 32	Wetumka	1,190	2 45	7 30				7 44		
6 30				11 07	3 53	Yeager	231	2 25	7 10				7 25		
6 40				11 21	4 07	Holdenville	2,296	2 25	6 53				7 10		
*6 55				11 33	4 23	Spaulding	55	1 57	6 40				6 55		
6 58				4 35	93.5	Sealy		*1 44					*6 39		
7 15				11 50	4 40	Sasakwa	241	1 40	6 25				6 36		
7 15				1205	4 55	Francis	931	1 25	6 10				6 22		
7 45				12 25	5 15	Francis	931	1 10	5 50				6 22		
7 15				12 52	5 42	Ada	4,349	12 30	5 21				6 00		
PM				1 17	6 06	Fitzhugh	172	12 10	5 00				AM		
				1 30	6 19	Roff	1,044	11 56	4 47						
				1 43	6 30	Hickory	350	11 42	4 37						
				1 50	6 37	Ar. Scullia Lv.	73	11 35	4 30						
				5 20	7 25	Ar. Sulphur Lv.	3,684	10 45	3 40						
				10 45	5 50	Lv. Sulphur Ar.	3,684	12 20	5 20						
				1 50	6 37	Ar. Scullia Ar.	73	11 35	4 30						
				2 10	6 58	Mill Creek	626	11 12	4 12						
				2 30	7 12	Troy	90	10 57	3 57						
				2 47	7 26	Ravia	556	10 40	3 42						
				2 57	7 36	Randolph	110	10 30	3 32						
				3 15	7 55	Madill	1,564	10 10	3 15						
				3 30	8 12	Kingston	439	9 20	2 58						
				3 50	8 36	Woodville	389	9 00	2 38						
				4 05	8 53	Platter	120	8 45	2 25						
				4 35	9 30	Denison, Tex.	14,594	8 15	1 55						
				4 40	9 35	Denison, Tex.	14,594	8 10	1 50						
				5 00	9 55	SHERMAN	13,488	7 50	1 30						
				8 55	PM	FT. WORTH	99,528	AM	9 30						
				8 35		DALLAS	118,482		7 40						
				7 10		HOUSTON	108,172		9 10						
				9 20		GALVESTON	41,076		6 10						

MUSKOGEE AND OKLAHOMA CITY.

READ DOWN						Miles	TABLE 206 Apr. 30, 1916. (Wells Fargo Express)		Popula- -tion.	READ UP					
No. 111 Daily	No. 510 Daily	No. 789 Daily	No. 787 Daily	No. 705 Daily	No. 703 Daily		No. 782 Daily	No. 507 Daily		No. 786 Daily	No. 788 Daily	No. 10 Daily			
	AM	PM	AM	PM	PM	0	Lv. MUSKOGEE	Ar.	41,263	11 05	AM	PM	PM	AM	PM
						19	Boynton		679	10 14			6 10	7 30	
						39	Ar. Okmulgee	Lv.	11,000	9 15			5 20	6 37	
						39	Lv. Okmulgee	Ar.	11,000	9 15	2 10	4 20	5 35		
						66	Beggs		855	8 40	1 43	3 52	5 03		
						70	Kiefer		1,197	8 02	1 10	3 16	*4 27		
						70	Ar. Sapulpa	Lv.	12,180	7 50	1 00	3 05	4 15		
						91	Lv. Sapulpa	Ar.	12,180		11 45	2 15	4 00	5 45	
						110	Bristow		1,667		10 53	1 20	3 05	5 10	
						110	Stroud		1,220		10 07	12 45	2 29		
						128	Chandler		2,024		9 25	12 15	1 54	4 11	
						175	Ar. Oklahoma City	Lv.	88,158		7 40	10 35	12 01	2 45	

Brownwood, North & South Ry.

C. O. JACKSON, General Passenger Agent Ft. Worth, Tex.

READ DOWN			Miles	TABLE 206-A Feb. 16, 1913. (Wells Fargo Express.)		Popula- -tion.	READ UP	
No. 2 Daily	Mixed Ex. Sub.	No. 1 Daily		Lv.	Ar.		No. 1 Daily	Mixed Ex. Sub.
			0	Lv.	BROWNWOOD	Ar.	6,967	2 50 PM
			11		Owens			2 10 AM
			20	Ar.	MAY	Lv.	400	1 45 PM

*Stop on signal. †Meal Station. ‡Stations where through tickets are sold

St. Louis-San Francisco Ry. Co.—Con'd

ARKANSAS CITY AND VERNON.

READ DOWN			Miles	TABLE 207		Popula- tion	READ UP	
No. 673 Daily.	No. 607 Daily.	No. 609 611 Da.		April 30, 1916. (Wells Fargo Express)			No. 610- 612 Da.	No. 606 Daily.
	348PM	906AM	0.0	Lv. ARKANSAS CITY. Ar.	7,500	623PM	147PM	
	* 359 "	* 920 "	5.4	Erie		* 696 "	* 132 "	
	* 408 "	* 930 "	9.0	Middleton, Okla.	100	* 557 "	* 124 "	
	424 "	945 "	15.0	Peckham	120	540 "	106 "	
	444 "	1012 "	23.0	Blackwell	3,266	518 "	1247 "	
	514 "	1047 "	34.5	Eddy	215	442 "	1217 "	
	530 "	1102 "	40.6	Lamont	632	427 "	1202PM	
	543 "	1116 "	45.4	Salt Fork	245	414 "	1149AM	
	553 "	1132 "	52.0	Hunter	341	356 "	1132 "	
	624 "	1159AM	62.1	Breckenridge	176	335 "	1106 "	
	645PM	11220AM	70.8	Ar. Enid Lv.	19,258	315 "	1045AM	
			70.8	Lv. Enid Ar.	19,258	100 "		855PM
700PM		100 "	70.8	Drummond	450	1230 "		824 "
732 "		128 "	83.3	Ames	500	1207PM		758 "
758 "		153 "	91.8	Okeene	920	1139AM		733 "
826 "		222 "	103.3	Darrow	169	1128 "		723 "
837 "		234 "	108.1	Southard	171	1113 "		710 "
852 "		250 "	114.5	Carleton	35	1102 "		701 "
902 "		300 "	118.4	Eagle City	150	1045 "		646 "
918 "		318 "	125.3	Fay	109	1022 "		626 "
942 "		343 "	134.8	Thomas	1,371	1001 "		608 "
1002 "		405 "	143.2	Custer City	854	936 "		547 "
1025 "	No. 575	430 "	153.5	Arapaho	713	918 "		530 "
1042 "	Daily.	445 "	160.7	Clinton	2,781	903 "		515 "
1059PM	440AM	510 "	165.7	Bessie	379	838 "		423 "
	507 "	538 "	175.1	Cordell	1,950	819 "		402 "
	525 "	558 "	181.9	Rocky	878	752 "		333 "
	553 "	625 "	192.5	Hobart	3,845	728 "		307 "
	618 "	650 "	201.9	Roosevelt	298	657 "		231 "
	657 "	720 "	214.6	Mountain Park	449	626 "		155 "
	723 "	745 "	226.6	Snyder	1,122	620 "		145 "
	755 "	825 "	239.2	Manitou	412	520 "		1250 "
	825 "	853 "	240.1	Frederick	3,027	455 "		1225PM
	850 "	920 "	248.5	Davidson	361	428 "		1157AM
	917 "	947 "	259.3	Kingola		410 "		*1130 "
	* 935 "	*1005 "	266.2	VERNON Lv	5,146	350AM		1115AM
	955AM	1025PM	274.1					

TULSA, ENID AND AVARD.

READ DOWN			Miles	TABLE 208		Popula- tion	READ UP	
No. 621 Daily.	No. 611 Daily.			July 16, 1916. (Wells Fargo Express)			No. 620 Daily.	No. 610 Daily.
	910PM	215PM		Lv. ST. LOUIS Ar.	734667	735AM	750AM	
	1140PM	1130PM		Lv. Kansas City Ar.	281911	910PM	725AM	
	1230PM	725AM	0.0	Lv. TULSA Ar.	28,240	1250PM	620PM	
	*1257 "	749 "	10.1	Fisher	50	1222 "		
	113 "	804 "	18.7	Keystone	273	1205PM	537 "	
	128 "	817 "	25.2	Mannford	179	1149AM	523 "	
	142 "	831 "	31.9	Terlton	250	1135 "	510 "	
	150 "	840 "	35.9	Ar. North Jennings Lv.		1125 "	500 "	
	205 "	846 "	37.7	(Note) Jennings.	361	1115 "	450 "	
	210 "	855 "	35.9	Lv. North Jennings Ar.		1105 "	434 "	
	218 "	902 "	38.9	Hallett	147	1055 "	427 "	
	* 239 "	922 "	45.8	Casey		1035 "	* 410 "	
	* 305 "	945 "	54.5	Pawnee	2,161	1015 "	345 "	
	* 323 "	959 "	62.0	Lela	53	959 "	* 328 "	
	337 "	1012 "	67.1	Morrison	327	947 "	318 "	
	353 "	1032 "	73.6	Sumner	105	932 "	* 303 "	
		*1048 "	79.9	Fisk		* 918 "		
	422 "	1101 "	85.3	Perry	3,133	907 "	240 "	
		*1112 "	90.0	Gansel		* 855 "		
	447 "	1124 "	94.9	Lucien	400	845 "	219 "	
	455 "	1133 "	98.4	Hayward	150	837 "	212 "	
	No. 623	507 "	103.2	Covington	183	826 "	202 "	
Daily.	525 "	1201PM	110.5	Fairmont	215	809 "	145 "	No. 622
		*1212 "	115.2	Shea		* 759 "		Daily.
	AM	555PM	121.4	Ar. Enid Lv.	19,258	745 "	120PM	
	7 30	655 "	121.4	Lv. Enid Ar.	19,258	725 "		12 45
	* 7 43		126.3	Jonah				*12 32
	7 55	718 "	131.0	Carrier	315	702 "		12 22
	8 17	738 "	139.3	Goltry	320	643 "		12 01
	8 33	754 "	145.8	Helena	760	627 "		11 45
	* 8 47	* 807 "	150.9	McWillie	50	616 "		*11 32
	* 9 03	* 821 "	157.0	Carmen	883	600 "		11 18
	* 9 24	* 840 "	165.1	Dacoma	146	* 542 "		*10 58
	* 9 40	* 900 "	171.5	Hopeton	75	* 528 "		*10 42
	10 00	920 "	178.4	Ar. Avard Lv.	170	510 "		10 25
AM		945PM	188.2	Ar. WAYNOKA Lv.	1,160	445AM		AM

*Stop on signal.

||Meal Station.

¶Stations where through tickets are sold.

St. Louis-San Francisco Ry. Co.—Con'd

FAYETTEVILLE AND OKMULGEE.

READ DOWN				Miles	TABLE 209 April 30, 1916. (Wells Fargo Express)	Popula- -tion	READ UP			
No. 789 Daily	No. 781 Daily	No. 785 Daily	No. 795 Daily				No. 782 Daily	No. 784 Daily	No. 780 Daily	No. 788 Daily
	430PM		845AM	0.0	lv.FAYETTEVILLE.Ar.	6,200	400PM		744AM	
	445"		901"	5.3	Farmington		343"		711"	
	459"		922"	12.1	Prairie Grove	1,200	326"		656"	
	525"		948"	20.9	Lincoln	500	302"		633"	
	543"		1005"	27.0	Summers	100	243"		613"	
	600PM	730AM	1016"	31.9	Westville	802	230"	835PM	600AM	
		* 755"	*1045"	42.4	Christie	25	* 158"	* 800"		
		* 810"	*1101"	47.8	Proctor	44	* 142"	* 743"		
		839"	1130AM	58.6	Welling	75	109"	715"		
		910"	1205PM	68.5	Tablequah	2,891	1240"	647"		
		942"	1241"	81.1	Hulbert	600	1204PM	608"		
		948"	1247"	83.9	Melvin	50	*1156AM	600"		
	No. 787 Daily	1020"	114"	95.4	Fort Gibson	1,344	1128"	527"	No. 786 Daily	
		1100AM	145"	103.9	Ar. Muskogee.Lv.	41,263	1105"	500PM		
1145PM	730AM		150"	103.9	Lv. Muskogee.Ar.	41,263	1105"		610PM	
*1203AM	* 747"		* 215"	111.3	Creekola	15	*1038"		* 710"	
1235"	815"		248"	122.8	Boynton	15	1014"		637"	
114"	849"		321"	135.5	Morris	387	939"		605"	
140AM	915AM		350PM	143.0	Ar OKMULGEE.Lv.	11,000	915AM		425PM	
									540AM	

HOPE, HUGO AND ARDMORE.

READ DOWN				Miles	TABLE 210 April 30, 1916. (Wells Fargo Exp.)	Popula- -tion	READ UP			
No. 571 Daily	No. 575 Daily	No. 505 Daily	No. 505 Daily				No. 506 Daily	No. 576 Daily	No. 572 Daily	No. 572 Daily
	PM		AM	0.0	lv..HOPE..Ar.	3,500	9 00		1 30	
	3 30		7 00	32.2	Ashdown	1,500	7 30		11 58	
	4 53		8 30	48.2	Foreman	1,000	6 50		11 13	
	5 35		9 20	54.4	Arkinda	250	6 32		10 55	
	5 53		10 20	66.1	Haworth	220	5 55		10 20	
	6 25		10 52	77.5	Idabel	1,493	5 15		9 44	
	6 56		11 16	85.9	Garvin	957	4 50		9 17	
	7 20		11 45	95.3	Valliant	656	4 18		8 48	
	7 46		12 14	105.3	Fort Towson	697	3 46		8 17	
	8 15		12 35	112.1	Sawyer	210	3 25		7 55	
	8 35		1 00	120.3	Ar..Hugo..Lv.	4,582	3 00	PM	7 30	
	9 00	AM	4 10	120.3	Lv..Hugo..Ar.	4,582	1 30	AM		
	PM	6 40	4 40	131.2	Soper	233	12 56	9 20		
		7 03	5 07	141.1	Boswell	828	12 26	8 50		
		7 27	5 35	151.4	Bennington	513	11 56	8 20		
		7 53	5 52	157.8	Bokehito	535	11 38	8 00		
		8 10	6 13	165.4	Pirtle	30	11 15	7 40		
		8 30	6 30	172.0	Durant	6,000	10 56	7 20		
		8 46	6 45	177.4	Kiersey	25	10 41	7 07		
		9 00	6 00	180.0	Mead	200	10 34	7 00		
	No. 573 Mixed Daily	No. 579 Mixed Daily	* 9 08	7 20	Aylesworth	100	10 18	6 40	No. 580 Mixed Daily	
			* 9 40	7 33	Kinlock		*10 05	* 6 25	No. 574 Mixed Daily	
	AM	PM	10 05	7 50	Ar. Madill.Lv.	1,564	9 40	6 05	PM	
	8 00	3 30	10 05	7 55	Lv. Madill.Ar.	1,564	9 30	6 05	3 00	
	8 22	4 00	10 33	8 20	Simpson	25	9 03	5 43	6 55	
	*	*	*10 54	* 210.5	Durwood	250	* 8 48	*	*	
	*	*	*11 08	* 215.0	Provence	62	* 8 35	*	*	
	9 30	5 00	11 25	9 10	Ar.ARDMORE.Lv.	10,165	8 20	5 00	6 00	
	AM	PM	AM	PM			AM	PM	PM	

THROUGH CAR SERVICE.

Trains Nos. 3 and 4.—Electric Lighted Drawing Room Sleeper between Chicago and Ft. Worth via St. Louis and Dallas. Drawing Room Sleeper between St. Louis and Springfield. Electric Lighted Chair Cars between St. Louis and Ft. Worth via Dallas and between Dallas, Houston and Galveston. Dining Car between St. Louis and Ft. Smith, serving Fred Harvey Meals. Dining Cars between Dallas and Houston.

Trains Nos. 5 and 6.—Electric Lighted Drawing Room Sleepers between Galveston and St. Louis via G. C. & S. F. Dallas and Frisco Lines. Electric Lighted Drawing Room Sleeper between St. Louis and Ft. Smith. Electric Lighted Chair Car between St. Louis and Dallas. Electric Lighted Coaches between Galveston, Houston and Dallas and between Dallas and St. Louis. Dining Cars between Monett and Dallas, serving Fred Harvey Meals.

Trains Nos. 9 and 10.—Electric Lighted Drawing Room Sleeper between St. Louis and Oklahoma City and St. Louis to Tulsa and Lawton to St. Louis. Electric Lighted Drawing Room Sleeper Sapulpa to Sherman and Sherman to St. Louis. Electric Lighted Chair Car between St. Louis and Oklahoma City. Electric Lighted Drawing Room Sleeper between Oklahoma City and Kansas City and between Sherman and Kansas City and Sapulpa and Kansas City; also between Tulsa and Kansas City. Electric Lighted Chair Car between Ft. Worth and Sapulpa and between Sapulpa and Kansas City. Dining Cars St. Louis to Monett and Sapulpa to Monett serving Fred Harvey Meals.

Trains Nos. 7 and 8.—Electric Lighted Drawing Room Sleepers St. Louis to Sherman and Sherman to St. Louis (on No. 10 to St. Louis) and St. Louis to Lawton. Drawing Room Sleeper, Tulsa to St. Louis and Springfield to St. Louis. Electric Lighted Chair Cars between Oklahoma City and St. Louis.

Nos. 413 and 414—"THE GOVERNOR"—Sleepers between Muskogee and Oklahoma City. Chair Cars and Coaches between Muskogee and Oklahoma City. Coaches between Oklahoma City and Quannah.

Nos. 407 and 408—Coaches between Muskogee and Sapulpa. Drawing Room Sleepers Monett to Sapulpa and Lawton. Chair Car Monett to Sapulpa and Oklahoma City. Coach between Monett, Sapulpa, Oklahoma City and Lawton.

*Stop on signal.

¶Meal Station.

¶Stations where through tickets are sold.

GULF COAST LINES

New Orleans, Texas & Mexico Railway
 Beaumont, Sour Lake & Western Railway
 Orange & Northwestern Railroad
 St. Louis, Brownsville & Mexico Railway

J. S. PYEATT, President and General Manager Houston, Tex.
 C. W. STRAIN, Gen'l Passenger Agent Houston, Tex.

READ DOWN				Miles		TABLE 212 June 1, 1916. (American Exp.)		Popula- -tion.		READ UP			
	No. 1 Daily	No. 3 Daily						No. 4 Daily	No. 2 Daily				
	AM	PM						AM	PM				
	800	820	0.0		Lv. NEW ORLEANS..Ar.	361221		PM	835	745			
	1030	1050	89.5		Lv. Baton Rouge..Ar.	16,442		AM	605	515			
		118	142.3		Lv. Port Barre..Ar.	300			632				
		1253	132	149.2	Ar. Opelousas..Lv.	4,623			315	237			
		124	214	169.6	Ar. EUNICE..Lv.	2,400			238	203			
			300	169.6	Lv. EUNICE..Ar.	2,400			150				
			430	181.6	Ar. CROWLEY..Lv.	5,099			1215				
			1215	181.6	Lv. CROWLEY..Ar.	5,099			430				
			150	169.6	Ar. EUNICE..Lv.	2,400			300				
No. 23	No. 21				Lv. Eunice.....Ar.	2,400		PM	238	203	No. 22	No. 24	
Motor	Motor	124	274	169.6	Lv. Kinder.....Ar.	500		AM	147	119	Motor	Motor	
Daily	Daily	208	308	195.6	Ar. DeQuincy..Lv.	500			1225	1215	Daily	Daily	
		315	425	231.9	Lv. DeQuincy..Ar.	500			1220	1210			
		320	430	231.9	Ar. Mauriceville.....Lv.	30			1115				
	PM	AM	* 420	262.2	Ar. Beaumont..Lv.	26,572			1045	1040			
No. 25			455	605	Lv. Beaumont..Ar.	26,572			1035	1225	No. 26		
Motor			* 410	610	Elizabeth.....Lv.					* 1208	* 563	Motor	
Daily			* 425	* 802	Westbury.....Lv.					* 1154	* 540	Daily	
			* 441	* 815	Ar. Grayburg..Lv.	325				* 1005	525	AM	
			455	830	Lv. Grayburg..Ar.	325				955	525	PM	
AM			* 531	643	Ar. Sour Lake..Lv.	800				945	515	AM	
1015	455	830		297.2	Lv. Sour Lake..Ar.	800				1130	516	PM	955
1025	505	840		298.7	Ar. Grayburg..Lv.	325				1015		AM	945
AM	PM	AM		298.7	Lv. Grayburg..Ar.	325				1010	* 1005		
				297.2	Hathaway.....Lv.					* 1002			
			* 531	643	Ar. Strain.....Lv.					* 953			
				* 650	Hull.....Lv.	200				944			
				* 659	Hardin.....Lv.	100				935			
				710	Sandune.....Lv.					* 929			
				* 725	Kenebeck.....Lv.					* 920			
				* 735	Martha.....Lv.					* 912			
				* 745	Eastgate.....Lv.					* 904			
				* 754	Huffman.....Lv.	100				856			
				805	Harmaston.....Lv.					* 845			
				* 815	Victor.....Lv.					* 837			
				* 820	Dyersdale.....Lv.	25				* 831			
				* 826	Settegast.....Lv.					* 825			
				* 836	Ar. HOUSTON..Lv.	108172				800	810		
				730						AM	PM		
				905									

READ DOWN				Miles		TABLE 213 June 4, 1916. (Wells Fargo Exp.)		Popula- -tion.		READ UP			
	No. 1 Daily	No. 3 Daily						No. 4 Daily	No. 2 Daily				
	AM	PM						AM	PM				
	8 45	9 30	368.0		Lv. HOUSTON..Ar.	108172		7 00	7 20				
	9 35	10 20	397.0		Algoa.....Lv.	80		6 00	6 20				
	* 9 50		402.0		Pyeatt.....Lv.				* 6 02				
	* 9 55		404.3		Chocolate Bayou..Lv.				* 5 57				
	10 01	* 10 49	406.0		Liverpool.....Lv.	66		* 5 29	5 50				
	10 15	* 11 01	412.7		Danbury.....Lv.	400		* 5 15	5 38				
	10 31	11 13	419.8		Angleton.....Lv.	898		5 01	5 25				
	* 10 44		423.2		Edmonds.....Lv.				* 5 11				
	* 10 55		428.8		Burke.....Lv.				* 4 59				
	11 06	11 44	431.5		Brazoria.....Lv.	633		4 29	4 52				
	11 25	* 12 02	439.5		Sweeny.....Lv.			* 4 10	4 32				
			444.3		Hasima.....Lv.								
	* 11 44		448.0		Allenhurst.....Lv.				* 4 14				
	12 07	12 43	456.6		Bay City.....Lv.	3,156		3 37	3 57				
	12 26	* 1 00	464.3		Buckeye.....Lv.	40		* 3 10	3 34				
	* 12 37	* 1 11	470.9		Elmaton.....Lv.			* 2 57	* 3 24				
	* 12 41		472.5		Tidehaven.....Lv.				* 3 19				
	12 49	1 23	475.7		Blessing.....Lv.	400		2 45	3 12				
	* 1 04	* 1 38	482.5		Francitas.....Lv.	347		* 2 29	2 58				
	* 1 18		490.8		Laward.....Lv.	23			* 2 41				
	* 1 27		495.4		Lolita.....Lv.				* 2 32				
	* 2 00	2 20	500.1		Vanderbilt.....Lv.	104		1 48	2 20				
	* 2 08		503.0		Benwest.....Lv.								
	* 2 30	2 50	515.9		Placedo.....Lv.			1 10	1 27				
	PM	AM		9	(Cont'd top of page 120)			AM	PM				

*Stop on signal.

Meal Station.

Stations where through tickets are sold.

GULF COAST LINES—Continued.

READ DOWN				Miles	TABLE 214 Aug. 20, 1916. (Wells Fargo Exp.)		Popula- -tion.	READ UP	
No. 1 Daily	PM AM	No. 3 Daily	(Continued from page 119.)		No. 4 Daily	No. 2 Daily			
				520.8	¶ Bloomington	25	AM	PM	
				530.7	¶ Marianna	60			115
				534.8	¶ Inari				*1242
				541.8	¶ Vidauri				*1229
				546.8	¶ Greta				*1220
				554.1	¶ Refugio	773	1147		1207
				557.9	¶ La Rosa				
				560.1	¶ Woodsboro	325	1131		1151
				564.4	¶ Cranell				*1139
				571.2	¶ Ewelder				*1131
				578.0	¶ Sinton	1,500	1054		1118
				585.6	¶ Odem	400	1029		1100
				588.6	¶ Angelita	100			*1046
				592.0	¶ Calallen	60	*1005		1040
				598.7	Ar. ¶ Robstown Lv.	1,500	947		1028
				598.7	Lv. ¶ Robstown Ar.	1,500	930		1020
				614.5	Ar. ¶ Corpus Christi Lv.	15,000	850		940
				614.5	Lv. ¶ Corpus Christi Ar.	15,000	1030		1115
				598.7	Ar. ¶ Robstown Lv.	1,500	950		1035
				598.7	Lv. ¶ Robstown Ar.	1,500	937		1028
				607.8	¶ Driscoll				1007
				615.2	¶ Bishop	1,600	858		952
				621.5	Ar. ¶ Kingsville Lv.	4,110	840		940
				621.5	Lv. ¶ Kingsville Ar.	4,110	815		925
				628.1	¶ Ricardo	25	758		910
				636.1	¶ Spohn				*853
				637.0	¶ Riviera	250	740		851
				642.7	¶ Sarita		728		840
				649.4	¶ Miffin				*828
				657.4	¶ Turcotte				*813
				663.1	¶ Armstrong		*651		803
				672.5	¶ Norias		*635		*747
				679.7	¶ Rudolph				*734
				687.7	¶ Yturria				*719
				693.7	¶ Raymondville	300	556		708
				698.7	¶ Lyford	350	545		658
				703.3	¶ Sebastian		*648		No. 6 Daily
				709.7	¶ Combes		*522		636
				715.3	¶ Harlingen	2,400	510		625
				721.1	¶ San Benito	4,425	448		900
				726.0	¶ Barreda				900
				731.1	¶ Olmito				*559
				740.1	Ar. ¶ BROWNSVILLE Lv.	12,736	405		800
							530		820
							AM		435
							AM		1000
No. 9 Motor Daily	No. 7 Daily	No. 5 Motor Daily	No. 4 Daily	No. 3 Daily	No. 2 Daily	No. 1 Daily	No. 10 Motor Daily	No. 8 Motor Daily	No. 6 Motor Daily
PM	PM	AM	AM	AM	AM	PM	PM	PM	AM
650	400	935	945	1100	1100	1100	1100	535	1100
703	417	947	958	1112	1121	1121	1121	520	1042
715	*432	*1000	*1006					*505	1030
725	441	1020	*1014					*550	800
745	500	1040	1035	1150				820	455
PM	PM	AM	PM	AM	AM	AM	AM	AM	AM

COLLEGE PORT BRANCH—BAY CITY AND COLLEGE PORT.

READDOWN		Miles	TABLE 215 June 4, 1916. (Wells Fargo Express)		Popula- -tion.	READ UP	
No. 41 Ex. Sun.	PM AM		Lv.	Ar.		No. 42 Ex. Sun.	AM PM
	3 05 PM	.0	Lv.	¶ BAY CITY	3,156		9 30 AM
	3 40 "	.0		¶ Buckeye	40		9 00 "
	* 4 00 "	3.8		¶ Beadle			* 8 45 "
	* 4 15 "	9.2		¶ Simpsonville			* 8 25 "
	* 4 25 "	11.6		¶ Citrus Grove			* 8 15 "
	4 45 PM	16.1	Ar.	¶ COLLEGE PORT	200		8 00 AM



"Gulf Coast Lines"

ELECTRIC LIGHTED
SLEEPERS

— BETWEEN —

HOUSTON, CORPUS CHRISTI,
BROWNSVILLE AND
NEW ORLEANS

C. W. STRAIN

General Passenger Agent,

HOUSTON, TEXAS

*Stop on signal.

¶Meal Station.

¶ Stations where through tickets are sold.

GULF COAST LINES

PORT O'CONNOR—BLOOMINGTON—VICTORIA BRANCH

READ DOWN			Miles	TABLE 216		Popula- -tion.	READ UP		
No. 307	No. 305	No. 303		Aug. 15, 1916.			No. 304	No. 306	No. 302
Mixed Ex. Sun.	Mixed Ex. Sun.	Mixed Ex. Sun.		Wells Fargo Exp.			Mixed Ex. Sun.	Mixed Ex. Sun.	Mixed Ex. Sun.
	PM	PM				AM	AM	AM	
400	1210	1 50	0	Lv. VICTORIA.....	Ar. 7000	1100	350	1035	
* 437	* 1237	* 2 17	8.5	Dernal.....		* 1030	* 320	* 1003	
500	1255	2 35	13.6	Ar. Bloomington.....	Lv. 25	1010	300	945	
500		2 35	13.6	Lv. Bloomington.....	Ar. 25	1010		945	
* 520		* 3 10	18.5	Heyser.....		* 945		* 900	
		4 10	33.5	Seadrift.....	1045			811	
		5 00	52.5	Ar. PORT O'CONNOR.....	Lv. 250			715	
	PM	PM				AM	PM	AM	

AUSTWELL BRANCH

READ DOWN			Miles	TABLE 217		Popula- -tion.	READ UP		
No. 307	Mixed			Aug. 15, 1916.			No. 304	Mixed	
D. Ex. Sun.	Ex. Sun.	Ex. Sun.		Wells Fargo Exp.			D. Ex. Sun.	Ex. Sun.	Ex. Sun.
* 5 20	PM	0	0	Lv. HEYSER.....	Ar. 50	* 9 45	AM		
6 00		10.5		Tivoli.....		9 05			
6 25	PM	17.5		Ar. AUSTWELL Lv.		8 45	AM		

FORDYCE BRANCH

READ DOWN			Miles	TABLE 218		Population	READ UP		
No. 10	No. 18	No. 16		Aug. 20, 1916.			No. 17	No. 15	No. 9
Motor Daily	Motor Car Daily	Motor Daily		Wells Fargo Express			Daily	Motor Car Daily	Motor Daily
10 00AM	4 35PM	8 00AM	0	Lv. BROWNSVILLE.....	Ar. 12,736	5 00PM	10 40AM	7 45PM	
10 42	5 20	8 48	19.0	San Benito.....	4,425	4 17	9 47	7 03	
11 00	5 35	9 00	25.1	Ar. Harlington.....	Lv. 2,400	4 00	9 35	6 50	
11 10	5 35	9 05	25.1	Lv. Harlington.....	Ar. 2,400	3 50	9 33	6 50	
11 22	* 5 49	* 9 20	31.2	Tiocano.....		* 3 30	* 9 20	6 30	
11 26	* 5 44	* 9 25	33.2	La Feria.....	80	3 22	9 15	6 25	
11 30	* 5 58	* 9 30	35.0	Bixby.....		* 3 15	* 9 11	6 20	
11 50AM	6 08	9 45	37.7	Mercedes.....	1,209	3 00	9 02	6 08	
12 10PM	6 28	10 10	46.6	Donna.....	400	2 35	8 42	5 45	
12 25	* 6 38	* 10 20	52.8	Ebenezer.....		* 2 15	* 8 32	5 32	
12 30	6 43	10 27	54.5	San Juan.....	59	2 10	8 28	5 28	
12 35	6 49	10 35	56.2	Pharr.....	769	2 03	8 23	5 20	
1 00	6 57	10 50	60.0	Mac Allen.....		1 45	8 16	5 10	
1 25	7 10	11 05	64.9	Mission.....	2,000	1 25	8 05AM	4 55	
1 50		* 11 25	70.8	Chihuahua.....		* 12 50		4 25	
1 55		* 11 40AM	71.9	Closter.....		* 12 45		4 20	
2 15PM		12 01PM	79.8	Ar. SAM FORDYCE Lv.	125	12 30PM		4 00PM	

READ DOWN			Miles	TABLE 219		Popula- -tion.	READ UP		
No. 63	Daily			June 1, 1916.			No. 69	Daily	
				(Wells Fargo Express.)					
10 35AM		0	0	Lv. ORANGE, TEX.....	Ar. 5,527	6 15PM			
* 10 40		1.4		Robertsville.....		* 6 05			
* 10 51		5.5		Bancroft.....		* 5 50			
* 10 56		7 4		Peyeto.....		* 5 45			
11 20		12.9		Mauriceville.....	30	5 30			
11 33		18.4		Gist.....		* 5 05			
* 11 39AM		20.1		Robertson.....		* 4 53			
12 02PM		27.1		Bunker Hill.....		4 39			
12 10		29.7		Buna.....	160	4 30			
12 16		31.5		Bessmay.....	850	4 25			
* 12 47		42.0		Forbes.....		* 3 56			
12 52		43.3		Call.....	100	3 53			
* 1 28		56.9		Knost.....		* 3 17			
1 42PM		61.8		Ar. NEWTON, TEX.....	Lv. 575	3 05PM			

EDINBURG BRANCH

READ DOWN			Miles	TABLE 220		Population	READ UP	
No. 3	No. 1			July 18, 1915.			No. 2	No. 4
Ex. Sun.	Ex. Sun.			Wells Fargo Express.			Ex. Sun.	Ex. Sun.
2 30PM	11 00AM	0	0	Lv. EDINBURG.....	Ar. 200	12 35PM	4 05PM	
3 05PM	11 35AM			Ar. SAN JUAN.....	Lv. 125	12 01PM	3 30PM	

*Stop on signal.

[Meal Station.

[Stations where through tickets are sold.

THE DENVER HOTEL,
 American Plan \$2.00, \$2.50, \$3.00
 VICTORIA, TEXAS
 "The City of Roses"
 B. H. MATTHEWS,
 Proprietor.
 "Let others speak of our Merits."

Railway Stations in Texas.

The numbers following the names of railroads opposite each town, indicate the numbers of the tables in which these towns will be found in the time tables.

x Western Union Telegraph Offices. Stations in *Italic* are not Post Offices. * Money Order Offices.

Information regarding Population and Express Offices may be found by referring to Time Table of Railroad on which town is located.

Note:—In cities or towns touched by more than one road, if the same character or sign follows the names of the roads, the same depot or station building is used by both or all roads.

When the depots are in different locations no designating character or sign is shown.

Roads having the same characters affixed thus, †, †, †, occupy the same depot.

TOWNS	RAILWAYS	Table No.	TOWNS	RAILWAYS	Table No.
Abbott*	M. K. & T.	59	Angelina	H. E. & W. T.	116
"	So. Tract. Co.	8	xAngleton*	H. & B. V.	75
xAbernathy*	Santa Fe.	108	"	St. L. B. & M.	75-213
xAbilene*	T. & P.	44	Angus*	H. & T. C.	131
"	Wichita V.	182	xAnna*	H. & T. C.	131
"	A. & S.	51	"	Tex. Tract. Co.	7
Acampo	M. K. & T.	73	Annarene	M. K. & T.	78
xAcme*	Ft. W. & D. C.†	181	Anneta	T. & P.	44
"	Q. A. & P.†	157	xAnnona*	T. & P.	39
xAddison*	Cotton Belt.	153	"	Wichita Valley	182
Adkins*	G. H. & S. A.	125	"	A. & S.	51
xAdrian*	C. R. I. & G.	186	Antelope Gap	G. C. & S. F.	87
Ady	Ft. W. & D. C.	181	Anville	G. H. & S. A.	125
Agua Dulce*	Tex. Mex.	15	xAppleby*	H. E. & W. T.	116
Aguilares*	Tex. Mex.	15	Apple Springs*	G. L. & N.	147
Aiken	Santa Fe.	109	xAquilla*	M. K. & T.	73
Akron	Cotton Belt.	149	Aragon	G. H. & S. A.	113
Alamo* (Mills)	T. & P.	38	xAransas Pass*	S. A. & A. P.	173A
xAlanreed*	C. R. I. & G.	186	xArcadia*	G. C. & S. F.	79-81
Alarm Creek	Cotton Belt.	151	xArcher City*	M. K. & T.	78
xAlba*	M. K. & T.	66	"	So. W.	143
"	T. S. L.	179	xArcola*	G. C. & S. F.†	79
xAlbany*	M. K. & T.	73	"	I. & G. N.†	164
Alco	A. & N. R.	5	xArgyle*	M. K. & T.†	60
Aldine*	I. & G. N.	160	"	T. & P.†	39
Aldridge	T. & N. O.	124	Ariola	T. & N. O.	117
xAledo*	T. & P.	44	Arion	G. C. & S. F.	79
Aleman*	Cotton Belt.	150	Arispe	T. & P.	44
xAlexander*	M. K. & T.	73	xArlington*	T. & P.	38-41
"	Cotton Belt.	151	"	Nor. Tex. Traction	45
Alfalfa*	T. & P.†	44	Armstrong*	St. L. B. & M.	214
"	G. H. & S. A.†	113	"	(Willacy Co.)	
Alfred*	S. A. & A. P.	176	Armstrong	B. W.	178
Algerita	G. C. & S. F.	87	"	(Williamson Co.)	
xAlgoa*	G. C. & S. F.†	79-81	Aroya	T. & P.	44
"	St. L. B. & M.†	213	xArp*	I. & G. N.	159
xAlice*	S. A. & A. P.	176	Artesia*	I. & G. N.	159
"	Tex. Mex.	15	xArtesia Wells*	A. & G.†	148
Alief*	S. A. & A. P.	175	"	I. & G. N.†	159
xAllamore*	T. & P.	44	xArthur City*	St. L. & S. F.	201
xAllen* (Collin Co.)	H. & T. C.	131	Arvana	Santa Fe.	111
"	Tex. Tract.	7	Asherton*	A. & G.	148
Allendale	Wich. Val.	182	xAshland*	M. & E. T.	19
xAllen Farm*	G. C. & S. F.	84	Ashtola	Ft. W. & D. C.	181
Allenhurst	St. L. B. & M.	213	xAspermont*	Wichita Valley	183
Alleyton*	G. H. & S. A.	114	Asia	M. K. & T.	67
Alma*	H. & T. C.	131	Atlas	Tex. Mid.	36-37
"	So. Tract. Co.	9	xAthens*	Cotton Belt.	149
Almeda*	I. & G. N.	164	"	T. & N. O.	117
Aloe	G. H. & S. A.	126	Atkinson	B. W.	178
xAlpine*	G. H. & S. A.	113	xAtlants*	T. & P.	38
"	K. C. M. & O.	28	"	T. A. & L.	52
xAlsodorf*	Tex. Mid.	37	Atmar Jct.	G. L. & N.	147
xAltair*	S. A. & A. P.	175	xAubrey*	T. & P.†	39
xAlta Loma*	G. C. & S. F.	79-81	"	M. K. & T.†	60-68
xAlto*	Cotton Belt.	154	Auburn	M. K. & T.	72
Alton	S. B. & R. G. V.	30	Augustus	Santa Fe.	108
Altuda	G. H. & S. A.	113	xAustin*	H. & T. C.†	134-139
xAlvarado*	G. C. & S. F.	88	"	I. & G. N.	159
"	M. K. & T.	60	"	M. K. & T.†	59-71
xAlvin*	G. C. & S. F.	79-81	xAustwell*	St. L. B. & M.	217
xAlvord*	Ft. W. & D. C.	181	xAvery*	T. & P.	39
xAmarillo*	A. T. & S. F.	106-107	xAvinger*	M. K. & T.	64
"	Ft. W. & D. C.	181	xAvoca*	M. K. & T.	73
"	C. R. I. & G.	186	Avondale*	Ft. W. & D. C.	181
Ambia	G. C. & S. F.	88	xAxtell*	Cotton Belt.	149
xAmbrose*	M. K. & T.	61	Bacon	M. K. & T.	76
Amelia	T. & N. O.	115	xBagwell's*	T. & P.	39
Amherst	Santa Fe.	112	Baker	Q. A. & P.	157
Anacacho	G. H. & S. A.	114	Bailey*	Cotton Belt.	152
xAnchor*	I. & G. N.†	75-164	xBaird	T. & P.	44
"	H. & B. V.†	75	Baldrige	K. C. M. & O.	28
xAnderson*	I. & G. N.	162	Baldwin	M. K. & T.	64
Ange	G. H. & S. A.	114	xBallinger*	G. C. & S. F.	87
Angelita*	St. L. B. & M.	214	"	A. & S.	51

Railway Stations in Texas—Con'd.

TOWNS	RAILWAYS Table No.	TOWNS	RAILWAYS Table No.
Balmorhea*	P. V. So..... 20	Bixby.....	St. L. B. & M..... 218
Bancroft.....	O. & N. W..... 219	xBlackwell*	K. C. M. & O..... 28
xBangs.....	G. C. & S. F..... 87	Blair*	G. C. & S. F..... 87
Bankersmith.....	S. A. F. & N..... 184	Blanchard*	M. K. & T..... 72
Banquete*	Tex. Mex..... 15	xBlanket*	Ft. W. & R. G..... 211
xBardwell*	T. & B. V..... 26	Blakewood*	G. C. & S. F..... 86
xBarnhart*	K. C. M. & O..... 28	xBlessing*	St. L. B. & M..... 213
Barnum*(PolkCo.)	M. K. & T..... 67	"	G. H. & S. A..... 129
Barreda.....	St. L. B. & M..... 214	Bliz.....	T. So. E..... 17-18
xBarry*	Cotton Belt..... 155	"	G. L. & N..... 147
xBarstow*	T. & P..... 44	xBlocker*	M. & E. T..... 19
xBartlett*	M. K. & T..... 59	xBloomburg*	K. C. S. F..... 31
"	B. W..... 178	"	T. A. & L. J..... 52
xBasettes*	Cotton Belt..... 149	xBlooming Grove*	Cotton Belt..... 155
xBastrop*	M. K. & T..... 59	xBloomington*	St. L. B. & M..... 214-216
Baverly.....	K. C. M. & O..... 28	xBlossom*	T. & P..... 39
Baxter.....	T. & N. O..... 117	Bluff City.....	T. S. E..... 17
xBay City*	G. C. & S. F..... 82	xBluffdale*	Ft. W. & R. G..... 211
"	G. H. & S. A..... 129	xBlum*	G. C. & S. F..... 79
Bayview.....	St. L. B. & M..... 213-215	Boba.....	H. E. & W. T..... 116
Beach.....	G. H. & S. A..... 128	Bobville*	G. C. & S. F..... 84
Beadle.....	G. C. & S. F..... 84	Boden.....	Ft. W. & D. C..... 181
xBeasley*	St. L. B. & M..... 215	xBoerne*	S. A. & A. P..... 174
xBeaumont*	G. H. & S. A..... 125	Bogata.....	P. & M. P..... 22
"	G. C. & S. F..... 83-84-86	Boling.....	G. H. & S. A..... 129
"	K. C. So. J..... 31	Balton.....	S. A. U. & G..... 11
"	T. & N. O..... 114-115-117	xBomarton*	W. Valley..... 182
"	B. S. L. & W. J..... 212	Bona.....	M. K. & T..... 61
"	J. C. Tract. Co..... 24	Bonami*	G. C. & S. F..... 83
Beard.....	G. C. & S. F..... 82	xBonham*	T. & P..... 39
Beckman.....	S. A. & A. P..... 174	"	M. K. & T..... 61
Beckville*	G. C. & S. F..... 83	xBonita*	M. K. & T..... 68
xBedias*	I. & G. N..... 162	Bonney*	I. & G. N..... 164
xBeeville*	S. A. & A. P..... 173	xBonus*	G. C. & S. F..... 82
"	G. H. & S. A..... 126	xBonwier*	G. C. & S. F..... 86
Belcherville*	M. K. & T..... 68	xBooth*	G. C. & S. F..... 79
Belding.....	K. C. M. & O..... 28	Boracho.....	T. & P..... 44
Belen*	G. H. & S. A. J..... 113	Borden (Colo. Co.)	G. H. & S. A..... 114
"	T. & P. J..... 44	xBovina*	Santa Fe..... 107
Bellcamp.....	M. K. & T..... 78	Bowers.....	M. K. & T..... 67
xBellevue*	Ft. W. & D. C..... 181	xBowling*	C. R. I. & G..... 185
"	T. & P. J..... 39	"	Ft. W. & D. C..... 181
"	M. K. & T. J..... 59	xBoyce*	H. T. & C..... 132
xBellville*	G. C. & S. F..... 79	xBoyd*	C. R. I. & G..... 185
Belt Junction.....	T. & B. V..... 26	Boynton.....	Cotton Belt..... 154
"	G. H. Elec. Ry..... 141	xBracken*	I. & G. N..... 159
xBelton*	M. K. & T..... 63	Bradshaw*	A. & S..... 51
"	G. C. & S. F..... 87	xBrady*	Ft. W. & R. G. J..... 211
Ben Arnold*	S. A. & A. P..... 177	"	G. C. & S. F. J..... 87
Benavides*	Tex. Mex..... 15	xBragg.....	G. C. & S. F..... 84-85
Ben Bolt*	S. A. & A. P..... 176	Brambleton.....	H. T. C..... 132
xBenbrook*	T. & P..... 44	Brand.....	Santa Fe..... 108
xBenchley*	H. & T. C..... 131	Brandenburg*	Wich. Val..... 183
Bencini*	G. C. & S. F..... 86	xBrandson*	Cotton Belt..... 155
Benford*	M. K. & T..... 67	xBrashear*	M. K. & T..... 64
Ben Franklin*	G. C. & S. F. J..... 83	xBrazoria*	St. L. B. & M..... 213
"	Frisco Lines J..... 211	xBrazos*	T. & P..... 44
xBenjamin*	K. C. M. & O..... 28	xBremond*	H. T. C..... 131-133
Bennetts.....	T. & P..... 44	xBrenham*	G. C. & S. F. J..... 79
Benoit*	G. C. & S. F..... 87	"	H. T. C. J..... 139
xBenonine*	C. R. I. & G..... 186	xBridgeport*	C. R. I. & G..... 185-197
Bentonville*	Texas Mex..... 15	xBritton*	H. T. C..... 132
Ben West.....	St. L. B. & M..... 213	xBroadus*	Cotton Belt..... 154
Berclair.....	G. H. & S. A..... 126	xBronson*	G. C. & S. F..... 83
Bergs.....	S. A. & A. P..... 173-175	xBronte*	K. C. M. & O..... 28
Berkshire.....	C. R. I. & G..... 197	xBrookeland*	G. C. & S. F..... 83
Berneckner.....	Santa Fe..... 108	Brookline.....	G. H. Elec. Ry..... 141
xBertram*	H. & T. C..... 134	Brookesmith*	Ft. W. & R. G..... 211
Berwick.....	G. T. & W..... 16	Brooks.....	G. C. & S. F..... 83
xBessmay*	G. C. & S. F. J..... 83	xBrookshire*	M. K. & T..... 59
"	O. & N. W. J..... 219	xBrookston*	T. & P..... 39
Best.....	K. C. M. & O..... 28	Broome.....	G. C. & S. F..... 87
xBettie*	Cotton Belt..... 149	xBrownell*	G. C. & S. F..... 83
Big Creek*	G. C. & S. F..... 84	xBrownsboro*	Cotton Belt..... 149
Big Hill*	G. C. & S. F..... 82	xBrownsville*	Rio Grande..... 14
xBig Lake*	K. C. M. & O..... 28	"	St. L. B. & M..... 214-218
xBig Sandy*	Cotton Belt J..... 149	xBrownwood*	Ft. W. & R. G. J..... 211
"	T. & P. J..... 38	"	B. N. & S. J..... 206-A
xBig Springs*	T. & P..... 44	xBruceville*	G. C. & S. F..... 87
Big Wells*	S. A. U. & G..... 11	Brundage*	M. K. & T..... 59
Birds Siding.....	G. C. & S. F..... 79	Bruni*	S. A. U. & G..... 11
Bisbee.....	H. & T. C..... 132	Brunswick.....	Tex. Mex..... 15
xBishop*	St. L. B. & M..... 214	xBrunswick	Cotton Belt..... 154
xBivins*	T. & P..... 38	xBryan*	H. & T. C..... 131-137
		"	I. & G. N..... 167

Railway Stations in Texas—Con'd.

TOWNS	RAILWAYS Table No.	TOWNS	RAILWAYS Table No.
Bryansmound	H. & B. V. 75	Caruthers	Eastern Texas 156
xBryson	C. R. I. & G. 197	Casa Blanca	S. A. & A. P. 176
Buchel	S. A. & A. P. 175	xCash	Tex. Mid. 36-37
Buckeye	St. L. B. & M. 213-215	xCason	M. K. & T. 64
xBuckholts	G. C. & S. F. 79	Cassin	S. A. U. & G. 10
xBuda	I. & G. N. 159	Catarina	A. & G. 148
Buenos	Santa Fe. 108	xCat Springs	M. K. & T. 59
xBuffalo	I. & G. N. 159	xCawthon	I. & G. N. 167
xBuffalo Gap	G. C. & S. F. 87	Cedar Hill	G. C. & S. F. 88
Buskin	I. & G. N. 167	Cedar Park	G. H. & T. C. 134
xBullard	Cotton Belt. 154	xCeleste	G. C. & S. F.† 88
xBuna	G. C. & S. F.† 83	"	M. K. & T. 59
"	O. & N. W.† 219	"	Frisco. 211
Bunker Hill	O. & N. W. 219	xCelina	St. L. S. F. & T. 211
Burdette Wells	S. A. & A. P. 177A	xCenter	G. C. & S. F. 83
xBurkburnett	M. K. & T. 76	xCenter Point	S. A. & A. P. 174
Burk	Ft. W. & D. C. 181	Chadwick	G. C. & S. F. 87
Burke	St. L. B. & M. 213	Chalmers	G. C. & S. F. 82
(Brazoria Co.)		Chamberlin	C. R. I. & G. 199
xBurke	H. E. & W. T. 116	Chancey	Eastern Texas. 156
(Angelina Co.)		xChandler	Cotton Belt. 149
Burkland	M. K. & T. 71	Chancellor	K. C. M. & O. 28
xBurleson	M. K. & T. 60	xChanning	Ft. W. & D. C. 181
"	Tarrant Co. Tract. Co. . . . 46	Chapin	Ft. W. & R. G. 211
xBurlington	S. A. & A. P. 177	Chapman	A. & S. 51
Burnell	S. A. & A. P. 173	xChappell Hill	H. & T. C. 139
xBurnet	H. & T. C. 134-135	Charlotte	S. A. U. & G. 11
Burr	G. H. & S. A. 129	Chautauqua	T. & P. 44
Burris	Santa Fe. 108	Cheek	G. C. & S. F. 83
xBurton	H. & T. C. 139	Cheetham	S. A. & A. P. 175
Bushland	C. R. I. & G. 186	Chenango	I. & G. N. 164
xByers	Wichita Valley. 182	Cheneyboro	T. & B. V. 26
xBynum	T. & B. V. 26	xChester	M. K. & T. 67
Byrd	S. A. U. & G. 11	Chesterville	S. A. & A. P. 175
Cabell	S. L. 2	xChico	C. R. I. & G. 185
xCaddo Mills	M. K. & T. 59	Chihuahua	St. L. B. & M. 218
Cain City	S. A. F. & N. 184	xChildress	Ft. W. & D. C. 181
xCalallen	St. L. B. & M. 214	xChillicothe	K. C. M. & O. 28
xCalaveras	S. A. & A. P. 173-175	"	Ft. W. & D. C. 181
Calder Ase		xChilton	S. A. & A. P. 177
Beaumont	G. C. & S. F. 83	xChina	T. & N. O. 115
xCaldwell	G. C. & S. F. 79	Chireno	A. & N. R. 5
"	H. & T. C. 137	Chispa	G. H. & S. A. 113
Callan	F. W. & R. G. 211	Chocolate Bayou	St. L. B. & M. 213
xCall Junction	G. C. & S. F. 83	Choctaw	T. & P. 39
"	O. & N. W. 219	Chorn	Santa Fe. 108
xCalvert	I. & G. N. 167	xChrisman	G. C. & S. F. 79
"	H. & T. C. 131	Christine	A. B. 171
xCalvert Jet	I. & G. N. 167	Chibolo	G. H. & S. A. 114
Camden	M. C. & S. A. 144	xCisco	T. & P.† 44
xCameron	G. C. & S. F. 79	"	M. K. & T.† 73
"	S. A. & A. P. 177	Citrus Grove	St. L. B. & M. 215
Camey	St. L. S. F. & T. 211	Clairette	M. K. & T. 73
Camp	J. & N. W. 3	Clarence	K. C. M. & O. 28
xCampbell	M. K. & T. 64	xClarendon	Ft. W. & D. C. 181
Campbellton	S. A. U. & G. 10	Clark's	G. H. & S. A. 127
xCanadian	A. T. & S. F. 106	xClarksville	T. & P. 39
Candlish	G. H. & S. A. 126	Clarkwood	Tex. Mex. 15
Cannel	R. G. & E. P. 180	(Nueces Co.)	
Cantrell	N. & S. E. 110	xClaude	Ft. W. & D. C. 181
xCanutillo	A. T. & S. F. 101	Clawson	Cotton Belt. 154
xCanyon	Santa Fe. 107-108	xClay	G. C. & S. F. 84
Caplen	G. C. & S. F. 83	Clear Lake	G. C. & S. F. 88
Capron	Wich. Val. 183	xCleburne	G. C. & S. F. 26-79-88-90
xCarbon	M. K. & T. 73	"	M. K. & T. 70
xCarey	Ft. W. & D. C. 181	"	T. & B. V. 26
Carl	H. & T. C. 131	"	Tarrant Co. Tract. Co. . . . 46
Carlisle	M. K. & T. 72	Clements	A. & N. R. 5
xCarlsbad	G. C. & S. F. 87	xCleveland	H. E. & W. T. 116
xCarlton	Cotton Belt. 151	"	G. C. & S. F. 84
xCarmine	H. & T. C. 139	Cliffside	Ft. W. & D. C. 181
Carmona	M. K. & T. 67	xClifton	G. C. & S. F. 79
Carnes	Q. A. & P. 157	Clino	G. H. & S. A. 114
"	St. L. & S. F. 204	xClint	G. H. & S. A.† 113
xCaro	T. & N. O.† 117	"	T. & P.† 44
"	C. N.† 168	Clinton	G. H. & S. A. 121
Carpenter	G. H. & S. A. 125	Clinton*(Hunt)Co.	Cotton Belt. 153
xCarpenters Bluff	M. O. & G. 34	Clip	G. H. & S. A. 126
Carriso Springs	S. A. U. & G. 11	xClodins	S. A. & A. P. 175
xCarrollton	Cotton Belt† 153	Cleninger	J. & N. W. 3
"	M. K. & T.† 68	Closter	St. L. B. & M. 218
"	S. L. S. F. & T.† 211	Clute	H. & B. V. 75
Cartersville	J. & N. W. 3	xClyde	T. & P. 44
Cartilage	G. C. & S. F. 83	xCoahoma	T. & P. 44
Cartwright	Tex. Mid. 87	Coates	A. & S. 51

Railway Stations in Texas—Con'd.

TOWNS	RAILWAYS	Table No.	TOWNS	RAILWAYS	Table No.
<i>Codman</i>	A. T. & S. F.	106	<i>xCrowley</i> *	G. C. & S. F.	79
<i>xColeman</i> *	G. C. & S. F.	87	<i>Crystal City</i> *	S. A. U. & G.	11-12
<i>College Port</i> *	St. L. B. & M.	215	<i>xCuero</i> *	S. A. & A. P.	175
<i>xCollege Station</i> *	H. & T. C.	131	"	G. H. & S. A.	125
"	I. & G. N.	167	<i>xCumbo</i> *	M. K. & T.	64
<i>Collierville</i> .	T. S. E.	17	<i>Curan</i> .	S. B. & R. G. V.	30
<i>Collins</i> .	G. C. & S. F.	83	<i>xCushing</i> *	T. & N. O.	117
<i>xCollinsville</i> *	M. K. & T.†	60-68	<i>Cut</i> *	I. & G. N.	160
"	T. & P.†	39	<i>xCypress</i> *	H. & T. C.	131
<i>xColmesneil</i> *	M. K. & T.	67	<i>Dacus</i> *	T. & B. V.	26
"	T. & N. O.	117	<i>Daffan</i> .	H. & T. C.	139
<i>Cologne</i>	G. H. & S. A.	126	<i>xDaingerfield</i> *	M. K. & T.	64
<i>xColorado</i> *	T. & P.	44	<i>Dakin</i> .	C. R. I. & G.	197
<i>xColumbus</i> *	G. H. & S. A.	114	<i>Dalberg</i> .	G. H. & S. A.	113
<i>xComanche</i> *	Ft. W. & R. G.	211	<i>xDale</i> *	M. K. & T.	69
"	Cotton Belt.	150	<i>xDalhart</i> *	C. R. I. & G.	199
<i>Combes</i> *	St. L. B. & M.	214	"	Ft. W. & D. C.	181
<i>xComfort</i> *	S. A. & A. P.	174	<i>xDallas</i> *	Cotton Belt†	153
<i>xCommerce</i> *	Cotton Belt†	152-153	"	C. R. I. & G.†	185-197
"	Tex. Mid.†	36-37-42	"	G. C. & S. F.†	26-88
<i>xComo</i> *	M. K. & T.	64	"	H. & T. C.†	131
<i>xComstock</i> *	G. H. & S. A.	113	"	M. K. & T.†	26-59-64-68
<i>Comyn</i> *	M. K. & T.	73	"	T. & P.†	36-38-41-42
<i>Concord</i> *(LeonCo.)	T. & B. V.	26	"	T. & N. O.†	117
<i>Conlen</i> *	C. R. I. & G.	199	"	Tex. Tract.†	7
<i>xConroe</i> *	G. C. & S. F.†	84	"	Nor. Tex. Tract.	45
"	I. & G. N.†	160	"	W. M. W. & N. W.†	47
<i>Converse</i> *	G. H. & S. A.	114	"	Frisco Lines†	201-205-211
<i>xConway</i> *	C. R. I. & G.	186	"	Southern Traction†	8-9
<i>Cook's Point</i> .	H. & T. C.	137	<i>xDanbury</i> *	St. L. B. & M.	213
<i>xCookville</i> *	Cotton Belt.	149	<i>Danforth</i>	Santa Fe.	112
<i>xCoolidge</i> *	T. & B. V.	26	<i>Darden</i> .	Cotton Belt.	149
<i>xCooper</i> *	Tex. Mid.	36-37-42	<i>Darling</i> .	G. H. & S. A.	118
<i>Copeville</i>	G. C. & S. F.	88	<i>Darnoc</i> .	G. C. & S. F.	87
<i>Coppell</i> *	Cotton Belt.	153	<i>Datura</i> *	T. & B. V.	26
<i>xCopperas Cove</i> *	G. C. & S. F.	87	<i>Davidson</i>	G. C. & S. F.	79
<i>Coralita</i> .	S. A. U. & G.	10	<i>xDawson</i> *	Cotton Belt.	149
<i>Corbet</i> *	Cotton Belt.	149	<i>Dawn</i> .	Santa Fe.	107
<i>Corbyn</i> *	I. & G. N.	159	<i>xDayton</i> *	T. & N. O.	115
<i>Corlena</i> *	Ft. W. & D. C.	181	"	T. V. & N.	170
<i>Corley</i> *	Cotton Belt.	149	<i>Dearborn</i>	G. C. & S. F.	85
<i>Cornelia</i>	S. A. U. & G.	10	<i>Dean</i> .	Wich. Val.	132
<i>Corpus Beach</i> .	S. A. & A. P.	173	<i>Deanville</i>	H. & T. C.	137
<i>xCorpus Christi</i> *	S. A. & A. P.	173-177	<i>Deanwright</i>	T. S.	29
"	Tex. Mex.†	15	<i>Deaver</i>	M. K. & T.	60
"	St. L. B. & M.†	214	<i>xDecatur</i> *	Ft. W. & D. C.	181
"	S. A. U. & G.	16	<i>Deep Water</i> *	G. H. & S. A.	128
<i>xCorrigan</i> *	H. E. & W. T.	116	<i>Deer Park</i> *	G. H. & S. A.	128
"	M. K. & T.	67	<i>xD'Hanis</i> *	G. H. & S. A.	114
<i>xCorsicana</i> *	Cotton Belt†	149-155	<i>xDe Kalb</i> *	T. & P.	59
"	H. & T. C.†	131	<i>Delaware</i>	t. W. & R. G.	211
"	T. & B. V.	26	<i>xDe Leon</i> *	M. K. & T.	73-74
"	So. Tract. Co.	9	<i>xDel Rio</i> *	G. H. & S. A.	113-114
<i>Coston</i>	G. T. & W.	16	<i>Delrose</i>	Cotton Belt.	149
<i>xCotulla</i> *	I. & G. N.	159	<i>xDenison</i> *	H. & T. C.†	131
<i>Coughran</i> *	S. A. U. & G.	10	"	M. K. & T.†	53-54-59-60-61-62
<i>xCoupland</i> *	M. K. & T.	59	"	Frisco Lines†	205-211
<i>xCourtney</i> *	H. & T. C.	131	"	T. & P.	39
<i>xCovington</i> *	T. & B. V.	26	"	M. O. & G.	34
<i>Coven</i>	Ft. W. & D. C.	181	"	Texas Tract.	7
<i>Coymac</i>	I. & G. N.	167	<i>Denny</i> *	H. & T. C.	131
<i>Cozart</i>	G. C. & S. F.	87	<i>xDenton</i> *	M. K. & T.†	60-68
<i>Crabb</i>	G. C. & S. F.	79	"	T. & P.†	39
<i>xCraft</i>	Cotton Belt.	154	<i>Deport</i> *	P. & M. P.	22
<i>Craig</i>	G. H. & S. A.	125	<i>Dermott</i> *	R. S. & P.	23
<i>xCrandall</i> *	T. & N. O.	117	"	Santa Fe.	108
<i>Cranell</i>	St. L. B. & M.	214	<i>Dernal</i>	St. L. B. & M.	216
<i>xCrawford</i> *	G. C. & S. F.	79	<i>xDetroit</i> *	T. & P.	39
<i>Creamer</i>	Cotton Belt.	150	<i>xDever's</i> *	T. & N. O.	115
<i>xCresson</i> *	Ft. W. & R. G.	211	<i>Devil's River</i>	G. H. & S. A.	113
"	G. C. & S. F.	90	<i>xDevine</i> *	I. & G. N.	159
<i>Crisp</i> *	Tex. Mid.	37	<i>De Walt</i> *	S. L.	2
<i>xCrockett</i> *	I. & G. N.	160	<i>xDialville</i> *	Cotton Belt.	154
(Houston Co.)			<i>xDiboll</i> *	H. E. & W. T.	116
<i>Crockett</i>	G. H. Elec. Ry.	141	"	T. So. E.	17-18
(Galveston Co.)			<i>xDickinson</i> *	G. H. & H.	142
<i>Cronin</i>	I. & G. N.	160	"	G. H. Elec. Ry.	141
<i>xCrosby</i> *	T. & N. O.	115	"	I. & G. N.	160
<i>Crosbyton</i> *	C. S.	146	<i>Dickwersham</i>	Ft. W. & D. C.	181
<i>Cross</i> *	T. & B. V.	26	<i>Dies</i>	G. C. & S. F.	84
"	H. & T. C.	136	<i>xDilley</i> *	I. & G. N.	159
<i>xCross Plains</i> *	M. K. & T.	74	<i>Dilworth</i> *	S. A. & A. P.	177A
<i>Crowder</i>	H. & T. C.	136	<i>xDime Box</i> *	H. & T. C.	187
<i>xCrowley</i> *	K. C. M. & O.	28			

Railway Stations in Texas—Con'd.

TOWNS	RAILWAYS	Table No.	TOWNS	RAILWAYS	Table No.
Dinero*	S. A. U. & G.	10	Elberta	I. & G. N.	163
Dinkins	I. & G. N.	167	El Buey	G. H. & S. A.	128
Dinsmore	G. H. & S. A.	129	xEl Campo*	G. H. & S. A.	125
Dixeland	Santa Fe	107	Eldridge* Colo. Co.	G. C. & S. F.	82
Dixon*	M. K. & T.	66	Eleanor	G. C. & S. F.	88
xDobbin*	T. & B. V.	26	xElectra*	Ft. W. & D. C.	181
Dobson	S. A. U. & G.	11	Elevation	G. C. & S. F.	79
Dockville	N. & S. E.	110	xElgin*	H. & T. C.†	139
xDodd's (City)*	T. & P.	39	"	M. K. & T.	59
xDodge	I. & G. N.†	160	Elizabeth	B. S. L. & W.	212
"	T. V. S.†	43	xElkhart*	I. & G. N.	160
xDodsonville*	M. K. & T.	77	Elkton	Cotton Belt	154
Doleres*	R. G. & E. P.	180	Ella	S. A. & A. P.	176
(Webb Co.)			Ellard	Tex. Mid.	36-37
xDonie*	T. & B. V.	26	xEllinger*	G. H. & S. A.	120
xDonna*	St. L. B. & M.	218	Elliot†	I. & G. N.	159
Donnan	Cotton Belt	154	Ellsworth	M. K. & T.	62
Don Tol	G. H. & S. A.	129	Elmaton	St. L. B. & M.	213
xDorchester*	St. L. S. F. & T.	211	Elmdale*	T. & P.	44
Dothan	T. & P.	44	xElmendorf*	S. A. & A. P.	173-175
xDoucette*	F. & N. O.	117	Elm Mott*	M. K. & T.	59-73
Douro	T. & P.	44	"	So. Tract. Co.	8
Dowell	N. & S. E.	110	xElmo*	T. & P.	38
Downman	T. & N. O.	124	Elpar	S. A. & A. P.	176
Downs	S. A. & A. P.	177	xEl Paso*	A. T. & S. F.†	101
Driscoll*	St. L. B. & M.	214	"	G. H. & S. A.†	113
Druso*	Eastern Texas	156	"	T. & P.†	44
Dry Creek	T. & H.	21	"	E. P. & S. W.†	186-199-200
xDryden*	G. H. & S. A.	113	Elpleasant	G. C. & S. F.	79
xDublin*	Ft. W. & R. G.	211	El Toro	G. H. & S. A.	125
"	M. K. & T.	73	El Vista	T. & N. O.	117
Duff	G. C. & S. F.	83	xElysian Fields*	M. & E. T.	19
Dugger	Santa Fe	108	Emerson	G. H. & S. A.	113
xDuke*	G. C. & S. F.	79	xEmhouse*	T. & B. V.	26
Dulls	S. A. U. & G.	11	xEmory*	M. K. & T.	66
xDumont*	G. H. & H.	142	Enal	T. & N. O.	117
Dunagan	T. & N. O.	117	xEncinal*	I. & G. N.	159
Duncan	Ft. W. & D. C.	181	xEngle*	G. H. & S. A.	114
Duncanville*	G. C. & S. F.	83	xEnloe*	Tex. Mid.	36-37
xDundee*	Wich. Valley	182	xEnnis*	H. & T. C.†	131-132
Dune	Santa Fe	111	"	Tex. Mid.†	37
Dunham	N. & S. E.	110	"	S. T. Co.	9
Dunlay*	G. H. & S. A.	114	Eppler	Santa Fe	108
Duster*	M. K. & T.	74	Ero	P. B. I. O.	91
Dusal	I. & G. N.	159	Eser	M. & E. T.	19
Dyer	G. C. & S. F.	79	xEskota*	T. & P.	44
Dyersdale	B. S. L. & W.	212	Espy	T. & H.	21
			xEstelline*	Ft. W. & D. C.	181
Eagle Flat	T. & P.	44	Estes	S. A. & A. P.	173A
xEagle Ford*	T. & P.	38-41	Etholen	G. H. & S. A.†	113
xEagle Lake*	S. A. & A. P.	175	"	T. & P.†	44
"	G. H. & S. A.	114	Etoile*	A. & N. R.	5
"	G. C. & S. F.	82	Eureka*	H. & T. C.	131
xEagle Pass*	G. H. & S. A.	114-118	Eustace*	T. & N. O.	117
Earls	T. & P.	44	Evadale*	G. C. & S. F.	83
East	S. B. & R. G. V.	30	Evans	Ft. W. & D. C.	181
xEast Bernard*	G. H. & S. A.	114	xEverman*	I. & G. N.	167
East Columbia	I. & G. N.	164	"	Tarrant Co. Tract. Co.	46
East Dallas	T. & P.	36-38-41-42	Etweiler	St. L. B. & M.	214
xEasterly*	I. & G. N.	159	Ewing	A. & N. R.	5
Eastgate*	B. S. L. & W.	212	Expmt'l Farm	S. B. & R. G. V.	30
xEastland*	T. & P.	44			
Easton	G. C. & S. F.	83	xFabens*	G. H. & S. A.†	113
East Tempe	M. K. & T.	72	"	T. & P.†	44
East Waco	Cotton Belt	149	xFairbanks*	H. & T. C.	131
Eastwood	G. H. Elec. Ry.	141	xFairland*	H. & T. C.	134
Ebenezer	St. L. B. & M.	218	Fairlie*	Cotton Belt	152
xEcho	M. K. & T.	63	xFalfurrias*	S. A. & A. P.	176
xEctor*	T. & P.	39	Fallon	H. & T. C.	136
xEddy*	M. K. & T.	59	xFalls City*	S. A. & A. P.	173-175
xEden*	G. C. & S. F.	87	Fancher	Wich. Val.	182
Edgar*	S. A. & A. P.	175	Fannett*	G. C. & S. F.	83
xEdgewood*	T. & P.	38	Fannin*	G. H. & S. A.	126
xEdinburg*	St. L. B. & M.	220	Fant City	S. A. U. & G.	10
Edmonds	St. L. B. & M.	213	Farber	Cotton Belt	154
Edmundson	G. H. Elec. Ry.	141	xFarmers Branch*	M. K. & T.	68
xEdna*	G. H. & S. A.	125	xFarmersville*	G. C. & S. F.†	88
Edroy	S. A. U. & G.	10	"	M. K. & T.	65
Edrusera	K. C. M. & O.	28	"	Frisco.†	211
Edson	Cotton Belt	150-151	Farmington	A. & G.	148
xEgan*	M. K. & T.	60-70	Farrar*	H. & T. C.	136
Egypt*	G. C. & S. F.	82	Farrell	T. So. E.	18
Eickhof	P. & M. P.	22	xFarwell*	Santa Fe	112
Elam	T. & N. O.	117	xFate*	M. K. & T.	59
			Fay	G. H. & S. A.	118

Railway Stations in Texas—Con'd.

TOWNS	RAILWAYS	Table No.	TOWNS	RAILWAYS	Table No.
xFayetteville*	M. K. & T.	59	Gallatin*	T. & N. O.	117-122
Feely	G. H. & S. A.	113	xGalveston*	G. H. & H.†	142
Feodora	G. H. & S. A.	113	"	G. H. & S. A.†	128
Fernando	S. B. & R. G. V.	30	"	G. C. & S. F.†	26-79-81-83
Ferndale	G. H. Elec. Ry.	141	"	I. & G. N.†	160-167
xFerris*	H. & T. C.	131	"	M. K. & T.†	59-69
"	So. Tract.	9	"	Frisco Lines†	201-205
xFinlay*	G. H. & S. A.†	113	"	G. H. Elec. Ry.	141
"	T. & P.†	44	xGanado*	G. H. & S. A.	125
Fisher (Dallas Co.)	M. K. & T.	59	Gannon	Santa Fe.	108
Fisher's	H. & T. C.	134	xGardendale*	S. A. U. & G.†	11
Fitze	H. E. & W. T.	116	"	I. & G. N.†	159
Flake	G. C. & S. F.	83	xGarland*	G. C. & S. F.†	88
Flanagan	G. C. & S. F.	83	"	M. K. & T.	59
Flat Fork	G. C. & S. F.	83	"	Frisco Lines†	211
xFlatonia*	S. A. & A. P.	177	xGarner*	W. M. W. & N. W.	47
"	G. H. & S. A.	114	xGarrett*	H. & T. C.	131-132
Flat Rock	K. C. M. & O.	28	"	So. Tract.	9
Fletcher	G. C. & S. F.	83	xGarrison	H. E. & W. T.	116
Flewellen	S. A. & A. P.	175	Garwood*	G. C. & S. F.	82
xFlint*	Cotton Belt.	154	Garza*	M. K. & T.	68
Florence	B. W.	178	Gary*	C. C. & S. F.	83
xFloresville*	S. A. & A. P.	173-175	Gaston	S. A. & A. P.	175
xFloyd*	M. K. & T.	65	Gastonia	T. & N. O.	117
xFloydada*	Santa Fe.	109	xGatesville*	Cotton Belt.	149-150
Fluvanna*	R. S. & P.	23	Gatesville Jct.	Cotton Belt.	150
xFlynn*	T. & B. V.	26	xGause*	I. & G. N.	159
"	H. & T. C.	136	Gay Hill*	G. C. & S. F.	79
xFoard City*	K. C. M. & O.	28	xGenoa*	G. H. & H.	142
Footes	I. & G. N.	159	"	G. H. Elec. Ry.	141
Forbes	O. & N. W.	219	"	I. & G. N.	160
Forest	Cotton Belt.	154	Gentry	Ft. W. & D. C.	181
Formil	Cotton Belt.	150	George*	H. & T. C.	136
xForney*	T. & P.	36-38-42	"	T. & B. V.	26
xForrester*	M. K. & T.	59	xGeorgetown*	I. & G. N.	166
"	So. Tract.	8	"	M. K. & T.	59-71
Fort Bliss*	E. P. & S. W.	199-200	Geo. West*	S. A. U. & G.	10
xFortChadbourne*	K. C. M. & O.	28	Germania	T. & P.	44
xFort Hancock*	G. H. & S. A.†	113	xGiddings*	H. & T. C.†	137-139
"	T. & P.†	44	"	S. A. & A. P.†	177
xFort Stockton*	K. C. M. & O.	28	xGiles*	Ft. W. & D. C.	181
xFort Worth*	C. R. I. & G.†	185-197	xGilmer*	Cotton Belt.	149
"	Ft. W. & D. C.†	181	"	M. & E. T.	19
"	Frisco Lines†	201-205-211	Ginger*	M. K. & T.	66
"	G. C. & S. F.†	26-79-80	Girard*	Wich. Val.	183
"	H. & T. C.†	132	xGirvin*	K. C. M. & O.	28
"	I. & G. N.†	167	Gist*	O. & N. W.	219
"	M. K. & T.†	60	Givins	J. & N. W.	3
"	Cotton Belt†	153	xGladewater*	T. & P.	38
"	T. & P.†	38-39-41-44	xGlazier*	A. T. & S. F.	106
"	Nor. Tex. Tract. Co.	45	xGlendale*	M. K. & T.	67
"	W. M. W. & N. W.†	47	(Trinity Co.)		
"	Tarrant Co. Tract. Co.	46	Glendale	So. Tract.	8
xPostoria*	G. C. & S. F.	84	(Dallas Co.)		
Fountain	I. & G. N.	167	xGlen Flora*	G. C. & S. F.	82
Fouts*	T. V. & N.	170	xGlidden*	G. H. & S. A.	114-20
xFowler*	M. K. & T.	73	xGodley*	G. C. & S. F.	90
Fowlerton*	S. A. U. & G.	11	xGolden*	M. K. & T.	66
xFrancitas*	St. L. B. & M.	213	xGoldsboro*	G. C. & S. F.	87
Franco	W. M. W. & N. W.	47	xGoldthwaite*	G. C. & S. F.	87
xFranklin*	I. & G. N.	159	xGoliad*	G. H. & S. A.	126
xFrankston*	T. & N. O.	117	xGonzales*	S. A. & A. P.	177A
Fratl	M. K. & T.	69	"	G. H. & S. A.	119
Fredericksburg*	S. A. F. & N.	184	xGoodlet*	Ft. W. & D. C.	181
xFredericksburg	[S. A. F. & N.†]	184	xGoodnight*	Ft. W. & D. C.	181
Jct.	[S. A. & A. P.†]	174	xGoodrich*	H. E. & W. T.	116
xFreeport*	H. & B. V.	75	xGoodwin	I. & G. N.	159
Freestone	T. & B. V.	26	xGordon*	T. & P.	44
Fresenius	G. C. & S. F.	84	xGores*	Wich. Valley	182
Fresnal	S. B. & R. G. V.	30	xGorman*	M. K. & T.	73
Fresno*	I. & G. N.	164	Gossett*	T. & N. O.	117
xFrisona*	Santa Fe.	107	Gould	I. & G. N.	159
xFrisco*	St. L. S. F. & T.	211	Gover	M. O. & G.	34
xFrost*	Cotton Belt.	155	Gosar	T. & P.	44
Fruitland*	Ft. W. & D. C.	181	xGraceton*	M. & E. T.	19
Fruitvale	T. & P.	38	xGraford*	W. M. W. & N. W.	47
Fry's Gap	T. & N. O.	117	xGraham*	C. R. I. & G.	197
Fulda	Wichita Valley	182	xGranbury*	Ft. W. & R. G.	211
Fullerton	T. V. & N.	170	Grand Lake	I. & G. N.	160
Fullerville	Santa Fe.	108	xGrand Prairie*	T. & P.	38-41
xFulshear*	S. A. & A. P.	175	"	Nor. Tex. Traction	45
xFuqua*	G. C. & S. F.	84	"	T. & P.	38
"			"	Tex. Short Line	179
xGainesville*	G. C. & S. F.	80	xGrandview*	M. K. & T.	60
"	M. K. & T.	68	xGranger*	M. K. & T.	59-71

Railway Stations in Texas—Con'd.

TOWNS	RAILWAYS	Table No.	TOWNS	RAILWAYS	Table No.	
Granite Mountain	H. & T. C.	134	Haymond	G. H. & S. A.	113	
Granville	T. So. E.	18	Hayward	N. & S. E.	110	
xGrapeland	L. & G. N.	160	Head Gates	S. B. & R. G. V.	30	
xGrapevine	Cotton Belt	153	xHearne	H. & T. C.	131-137	
Graphite	H. & T. C.	134	"	I. & G. N.	159	
Gravis	Tex. Mex.	15	Hebronville	Tex. Mex.	15	
xGrayburg	B. S. L. & W.	212	Hebron	St. L. S. F. & T.	211	
Grayton	G. H. & S. A.	113	xHedley	Ft. W. & D. C.	181	
Green	S. A. & A. P.	173	xHeidenheimer	G. C. & S. F.	79	
Greenbrier	Cotton Belt	149	Heights	M. K. & T.	59	
Greens	T. & N. O.	115	Helmic	G. L. & N.	147	
xGreenville	Cotton Belt	153	xHempstead	H. & T. C.	131-136-139	
"	M. K. & T.	59-64-65-66	xHenderson	I. & G. N.	165	
"	Tex. Mid.	36-37-42	"	T. & H.	21	
xGregory	S. A. & A. P.	173-173A	xHenrietta	Ft. W. & D. C.	181	
Greta	St. L. B. & M.	214	"	M. K. & T.	68	
Gritting	J. C. Tract. Co.	24	"	So. W.	143	
Grigsby	G. C. & S. F.	83	Hensley	G. T. & W.	16	
Grimes	G. & B. V.	26	xHereford	Santa Fe	107	
xGroesbeck	H. & T. C.	131	xHermleigh	R. S. & P.	23	
xGroom	C. H. I. & G.	186	"	Santa Fe	108	
Grover	H. & T. C.	134	Hermosa	T. & P.	44	
xGroveton	M. K. & T.	67	Herndon	G. C. & S. F.	87	
"	G. L. & N.	147	Herring	Texas State	29	
Gruene	M. K. & T.	69	Herrington	G. C. & S. F.	84	
G. L. & N. Jct.	G. L. & N.	147	Hetty	Tex. Mid.	36-37	
Guadalupe	G. H. & S. A.	127	Heynville	M. & E. T.	19	
Guadalupe River	S. A. & A. P.	174	Heyser	St. L. B. & M.	216-217	
Guffey	T. & N. O.	117	Hicks (Tarrant Co.)	C. R. I. & G.	185	
Guild	K. C. M. & O.	28	"	Ft. W. & D. C.	181	
xGunter	St. L. S. F. & T.	211	Hicks* (Lee Co.)	S. A. & A. P.	177	
Gurley	S. A. & A. P.	177	xHico	M. K. & T.	73	
xGustine	Cotton Belt	150	xHiggins	A. T. & S. F.	106	
Hacienda	G. H. & S. A.	114	xHigh Bank	I. & G. N.	167	
xHagerman	M. K. & T.	60	High Island	G. C. & S. F.	83	
Hagerville	Eastern Texas	156	Hightower	G. C. & S. F.	84	
Haiduk	S. A. U. & G.	10	Hilda	G. H. & S. A.	114	
Hale	G. C. & S. F.	88	Hillingdon	S. A. F. & N.	184	
xHale Center	Santa Fe	108	Hillister	T. & N. O.	117	
Hall* (San Saba Co.)	G. C. & S. F.	87	Hillie	G. H. & S. A.	125	
xHallettsville	S. A. & A. P.	175	xHillsboro	M. K. & T.	59-60	
xHallsburg	I. & G. N.	167	"	Cotton Belt	155	
xHallsville	T. & P.	38	"	T. & B. V.	26	
Halsell	So. W.	143	"	So. Tract. Co.	8	
xHamilton	Cotton Belt	150-151	Hills Prairie	M. K. & T.	59	
xHamlin	K. C. M. & O.	28	Hilton	St. L. S. F. & T.	211	
"	M. K. & T.	73	Hindes	S. A. U. & G.	11	
"	A. & S.	51	Hindman	Santa Fe	111	
xHammond	H. & T. C.	131	xHitchcock	G. C. & S. F.	79-81	
Hampton	M. K. & T.	67	Hoban	P. V. So.	20	
Hampton's	N. & S. E.	110	Hobson	S. A. & A. P.	173-175	
Hamrick	G. C. & S. F.	87	xHockley	H. & T. C.	131	
Hamshire	G. C. & S. F.	83	Hodge	M. K. & T.	60	
xHandy	T. & P.	38-41	"	T. & P.	39	
"	Nor. Tex. Traction	45	Hoffman Jct.	F. & M. P.	22	
Happle	A. & G.	148	Hoit	S. B. & R. G. V.	30	
xHappy	Santa Fe	108	xHolland	M. K. & T.	59	
Harbine	Ft. W. & R. G.	211	xHolliday	Wichita Valley	182	
Hardeman	K. C. M. & O.	28	xHondo	G. H. & S. A.	114	
xHardin	B. S. L. & W.	212	Hone	M. K. & T.	59	
xHarlingen	St. L. B. & M.	214-218	Honea	G. C. & S. F.	84	
xHarleton	M. & E. T.	19	xHoney Grove	G. C. & S. F.	89	
Harmaston	B. S. L. & W.	212	"	T. & P.	39	
Harriett	G. C. & S. F.	87	Honey Island	G. C. & S. F.	84	
xHarrisburg	G. H. & H.	142	xHooks	T. & P.	39	
"	G. H. & S. A.	128-130	Hooper	I. & G. N.	159	
"	I. & G. N.	160	Horton	(Jasper Co.)	G. C. & S. F.	83
Harrison	H. & T. C.	133	Horton (Delta Co.)	Tex. Mid.	36-37	
xHarrold	Ft. W. & D. C.	181	House Jct.	S. L.	2	
xHartley	Ft. W. & D. C.	181	xHouston	B. S. L. & W.	212	
xHarvard	Cotton Belt	149	"	G. H. & H.	142	
xHarwood	G. H. & S. A.	114-119	"	Frisco Lines	201-205	
Hasama	St. L. B. & M.	213	"	G. C. & S. F.	26-79-81	
xHaskell	Wich. Valley	182	"	H. & T. C.	131-132-133-139	
Haslet	G. C. & S. F.	80	"	H. E. & W. T.	116	
xHasee	Ft. W. & R. G.	211	"	I. & G. N.	164-167	
Hastings	G. C. & S. F.	81	"	M. K. & T.	59-69	
Hatchel	A. & S.	51	"	St. L. B. & M.	75-213	
Hathaway	B. S. L. & W.	212	"	S. A. & A. P.	175	
Hawdon	I. & G. N.	164	"	G. H. & S. A.	114-125-128	
xHawkins	T. & P.	38	"	T. & B. V.	26	
xHawkinsville	G. H. & S. A.	129	"	T. & N. O.	115	
xHawley	Wichita Valley	182	"	G. H. Elec. Ry.	141	
			Hovey	K. C. M. & O.	28	

Railway Stations in Texas—Con'd.

TOWNS	RAILWAYS Table No.	TOWNS	RAILWAYS Table No.
xHowe*	H. & T. C. 131	Joiner.....	G. H. & S. A. 120
"	Tex. Tract. Co. 7	xJolly*.....	Ft. W. & D. C. 181
xHowland*	Tex. Mid. 36-37	T. & P. 43	
Howth*	H. & T. C. 131	Cotton Belt.....	153
Hoya*	T. & N. O. 117	G. C. & S. F. 79	
Hoyt*	T. S. L. 179	Tarrant Co. Tract. Co. 46	
Hoyte*	G. C. & F. 79	Wich Val. 182	
xHubbard*	Cotton Belt..... 149	M. K. & T. 67	
"	T. & B. V. 26	Judd..... 44	
Huff*	M. K. & T. 78	Jourdanton* .. 171	
xHuffman*	B. S. L. & W. 212	" S. A. U. & G. 11	
xHufsmith*	I. & G. N. 167	Juliff..... 164	
xHughes Springs*	M. K. & T. 64	Junior..... 30	
xHull*	B. S. L. & W. 212	xJusticeburg*	Santa Fe..... 108
xHumble*	H. E. & W. T. 116	xJustin*.....	G. C. & S. F. 80
Hume*	I. & G. N. 159		
Hundley*	Ft. W. & R. G. 211	Kamey..... 127	
xHungerford*	G. H. & S. A. 125	Karen..... 26	
xHunter*	I. & G. N. 159	xKarnack*.....	M. K. & T. 64
"	M. K. & T. 69	xKarnes City* .. 173-175	
xHuntington*	T. & N. O. 117	xKaty*..... 59	
"	Cotton Belt..... 154	xKaufman*.....	Tex. Mid. 37
"	S. H. & G. f. 25	" T. & N. O. 117	
xHuntsville*	I. & G. N. 161	Kearsey..... 168	
Hurdle*	K. C. M. & O. 28	Keechi..... 159	
Hurst*	C. R. I. & G. 185	xKeenan*.....	G. C. & S. F. 84
xHutchins*	H. & T. C. 131-133	" M. K. & T. 70	
"	So. Tract. Co. 9	" G. C. & S. F. 88	
xHutto*	I. & G. N. 159	xKeller*.....	M. K. & T. f. 60
Hyatt*	T. & N. O. 117	" T. & P. f. 39	
		Kelley..... 25	
Iago*	G. H. & S. A. 129	Kelsey*..... 19	
xIatan*	T. & P. 44	Kelty's*.....	Cotton Belt..... 154
Iberis*	A. & S. 51	" A. & N. R. 5	
Idalou*	C. S. 146	T. & N. O. 117	
Immermere...	Ft. W. & R. G. 211	xKempner*.....	G. C. & S. F. 7
Imogene.....	A. B. 171	Kendleton*.....	G. H. & S. A. 125
Inari*	St. L. B. & M. 214	xKenedy*.....	S. A. & A. P. 173-175-177
xInes*.....	G. H. & S. A. 125	Kenefick..... 212	
Ingleside*	S. A. & A. P. 173A	Kenilworth..... 174	
Interurban...	Tex. City Term. 140	Kenley..... 17	
Interurban Jct.	H. & T. C. 137	xKennard*.....	Eastern Texas. 156
xIola*	H. & T. C. 136	xKennedale* .. 132	
"	T. & B. V. 26	Kenney*..... 79	
Iona.....	T. & P. 44	Kensington..... 141	
xIowa Park*	F. W. & D. C. 181	xKent*..... 44	
xIredell*	M. K. & T. 73	xKerens*.....	Cotton Belt..... 149
xIreland*	Cotton Belt..... 150	Kern..... 30	
xIrene*	I. & G. N. 167	xKerrville*.....	S. A. & A. P. 174
xIrving*	C. R. I. & G. f. 185	Kessler..... 77	
"	St. L. S. F. & T. f. 211	Key..... 72	
Iser.....	G. H. & S. A. 113	Kickapoo..... 19	
xItaly*	M. K. & T. 59	xKildare*.....	T. & P. 38
"	I. & G. N. 167	xKilgore*.....	I. & G. N. 159
"	S. T. Co. 8	xKilleen*.....	G. C. & S. F. 87
xItasca*	M. K. & T. 60	Kingola..... 207	
		xKingsbury* .. 114	
xJacksboro*	C. R. I. & G. 197	xKingsland* .. 134	
"	G. T. & W. 16	xKingston*.....	M. K. & T. 59
Jackson*	T. & B. V. 26	xKingsville* .. 214	
xJacksonville*	I. & G. N. 159	Kinney..... 114	
"	Cotton Belt..... 154	xKirbyville* .. 83-86	
"	T. & N. O. 117	xKirk..... 171	
James.....	P. B. I. O. f. 91	I. & G. N. 159	
"	M. & E. T. f. 19	Ft. W. & D. C. 181	
Janes.....	Santa Fe..... 112		
Janice.....	G. H. & S. A. 114	xKirkland*.....	(Childress Co.)
Jarrell.....	B. W. 178	xKirven*.....	T. & B. V. 26
xJasper*	G. C. & S. F. 83	Kittrell..... 72	
xJayton*	Wichita Valley. 183	Kittie..... 10	
xJean*	G. T. & W. 16	Kleburg*..... 117	
Jeannetta.....	S. A. & A. P. 175	xKlondike*.....	Tex. Mid. 36-37
xJefferson*	M. K. & T. 64	Knarf..... 120	
"	T. & P. 38	xKnippa*..... 114	
"	J. & N. W. f. 3	O. & N. W. 219	
xJericho*	C. R. I. & G. 186	K. C. M. & O. 28	
xJermyn*	G. T. & W. 16	Kokernot..... 119	
xJewett* (Note)	I. & G. N. 159	Kola..... 181	
"	H. & T. C. 136	Koppe..... 167	
Jimdale.....	So. W. 143	xKopperl*.....	G. C. & S. F. 79
Jims Bayou.....	J. & N. W. 3	xKosse*..... 131	
Jno. Camp.....	B. W. 178	I. & G. N. 159	
xJoaquin*	H. E. & W. T. 116	Kouns..... 84	
Johnstone.....	G. H. & S. A. 114	" G. C. & S. F. f. 117	
Johnstown*	P. & M. P. 22	T. & N. O. f. 117	
		G. H. & S. A. 129	

NOTE—Known as Newby on the T. B. & V. Ry. 26.

Railway Stations in Texas—Con'd.

TOWNS	RAILWAYS	Table No.	TOWNS	RAILWAYS	Table No.
xKress*	Santa Fe...	108	Lewis	T. & N. O.	117
xKrum*	G. C. & S. F.	80	xLewisville*	M. K. & T.	68
xKyle*	I. & G. N.	159	xLexington*	S. A. & A. P.	177
<i>Kyle Quarry</i>	T. & N. O.	124	<i>Lider</i>	Santa Fe	109
<i>Labatt</i>	S. A. & A. P.	173-175	xLiberty*	T. & N. O.	115
<i>La Cerda</i>	N. & S. E.†	110	xLiberty Hill*	H. & T. C.	134
" "	A. & N. R.†	5	" "	A. & G.	148
<i>Lacy</i>	G. L. & N.	147	<i>Lillard</i>	G. C. & S. F.	83
xLacoste*	G. H. & S. A.	114	xLillian*	I. & G. N.	167
xLadonia*	G. C. & S. F.†	88-89	<i>Lime City</i>	Cotton Belt	149
" "	Frisco†	211	" "	T. & B. V.	26
xLa Faria	St. L. B. & M.	218	xLincoln*	S. A. & A. P.	177
<i>La Fruta</i>	S. A. & A. P.	176	xLindale*	I. & G. N.	163
<i>La Gloria</i>	S. A. & A. P.	176	<i>Linden</i>	J. & N. W.	3
xLa Grange*	M. K. & T.	59	<i>Lindernau</i>	G. H. & S. A.	125
" "	G. H. & S. A.	120	<i>Lindsay</i>	M. K. & T.	68
<i>Laguna</i>	S. A. & A. P.	177	<i>Lisbon</i>	So. Tract. Co.	8
<i>Lake</i>	I. & G. N.	159	<i>Lissie</i>	G. H. & S. A.	114
<i>Lakeside</i>	G. C. & S. F.	82	<i>Littig</i>	H. & T. C.	139
<i>Lake Victor</i>	H. & T. C.	135	xLittlefield*	Santa Fe	112
<i>Lake Wichita</i>	M. K. & T.	78	xLittle River*	M. K. & T.	59
xLa Marque*	G. H. & H.	142	xLiverpool*	St. L. B. & M.	213
" "	G. H. Elec. Ry.	141	xLivingston*	H. E. & W. T.	116
" "	I. & G. N.	160	" "	M. K. & T.	72
<i>Lambert</i>	T. & P.	44	xLlano*	H. & T. C.	134
xLamesa*	Santa Fe	111	xLobo*	G. H. & S. A.	113
xLamkin*	Cotton Belt	150	xLockhart*	M. K. & T.	69
xLampasas*	G. C. & S. F.	87	" "	S. A. & A. P.	177A
" "	H. & T. C.	135	xLockney*	Santa Fe	109
xLane City*	G. C. & S. F.	82	xLodi*	T. & P.	38
xLancaster*	H. & T. C.	138	<i>Loeb</i>	G. C. & S. F.	83
" "	M. K. & T.	59	<i>Loebau</i>	H. & T. C.	137
" "	So. Tract. Co.	8	<i>Lofton</i>	Santa Fe	111
<i>Landrum</i>	S. B. & R. G. V.	30	" "	St. L. B. & M.	213
xLangtry*	G. H. & S. A.	113	xLolita*	G. C. & S. F.	87
<i>Lanier</i>	J. & N. W.	3	xLone Oak*	M. K. & T.	66
<i>Lanius</i>	Wich. Val.	182	<i>Longbranch</i>	T. & H.	21
<i>LaPaloma</i>	S. B. & R. G. V.	30	xLongview*	G. H. & S. A.	113
<i>La Porte</i>	G. H. & S. A.	128	" "	T. & P.	38
<i>La Prella</i>	Sugarland Ry.	2	" "	G. C. & S. F.†	83
<i>La Pryor</i>	S. A. U. & G.	12	" "	P. B. I. O.†	91
xLaredo*	I. & G. N.†	159	xLongworth*	K. C. M. & O.	28
" "	Tex. Mex.†	15	" "	I. & G. N.†	159-160
" "	R. G. & E. P.	180	" "	T. & P.†	38
<i>Lariat</i>	Santa Fe	112	xLorraine*	T. & P.	44
<i>La Rosa</i>	St. L. B. & M.	214	xLorena*	M. K. & T.	59
xLa Rue*	T. & N. O.	117	<i>Lorenzo</i>	C. S.	146
<i>Lasca</i>	G. H. & S. A.†	113	<i>Lorine</i>	G. H. & S. A.	120
" "	T. & P.†	44	<i>Los Indios</i>	S. B. & R. G. V.	30
xLasater*	M. K. & T.	64	xLott*	S. A. & A. P.	177
<i>Las Vegas</i>	S. A. U. & G.	11	<i>Lotus</i>	G. H. & S. A.	114
<i>Latexo</i>	I. & G. N.	160	<i>Louetta</i>	T. & B. V.	26
xLavernia*	G. H. & S. A.	125	xLouise*	G. H. & S. A.	125
<i>Lavon</i>	Cotton Belt	153	<i>Lovelace</i>	M. K. & T.	60
<i>Laward</i>	St. L. B. & M.	213	xLovely*	I. & G. N.	160
<i>Lawn</i>	G. C. & S. F.	87	xLoving*	G. T. & W.	16
xLawrence*	T. & P.	36-38	<i>Lowake</i>	G. C. & S. F.	87
<i>Lasare</i>	Q. A. & P.	157	<i>Lozier</i>	G. H. & S. A.	113
xLeague City*	G. H. & H.	142	<i>Luanna</i>	J. & N. W.	3
" "	G. H. Elec. Ry.	141	xLubbock*	Santa Fe†	108-112
" "	I. & G. N.	160	" "	C. S.†	146
xLeander*	H. & T. C.	134	<i>Lucas</i>	S. A. U. & G.	10
xLedbetter*	H. & T. C.	139	xLueders*	M. K. & T.	73
xLeesburg*	M. K. & T.	64	<i>Luella</i>	Cotton Belt	152
xLeggett*	H. E. & W. T.	116	xLufkin*	H. E. & W. T.†	116
xLeigh*	M. K. & T.	64	" "	Cotton Belt†	154
xLela*	C. R. I. & G.	186	" "	Eastern Texas†	156
<i>Lelavale</i>	G. C. & S. F.	84	" "	G. L. & N.‡	147
xLelia Lake*	Ft. W. & D. C.	181	" "	T. So. E.‡	18
<i>Leming</i>	S. A. U. & G.	10	" "	A. & N. R.†	5
<i>Lemley</i>	W. M. W. & N. W.	47	<i>Lukewilson</i>	M. K. & T.	78
<i>Lem</i>	T. & P.	44	<i>Lula</i>	A. & G.	148
<i>Lemonville</i>	K. C. So.	31	xLuling*	S. A. & A. P.	177A
<i>Lenox</i>	G. H. & S. A.	113	" "	G. H. & S. A.	114
<i>Leo</i>	S. A. & A. P.	177	<i>Lumberton</i>	G. C. & S. F.	83
xLeonard*	M. K. & T.	59	<i>Lumm</i>	T. V. & N.	170
<i>Leoncita</i>	K. C. M. & O.	28	<i>Luxello</i>	M. K. & T.	69
<i>Leonidas</i>	G. C. & S. F.	84	xLyford*	St. L. B. & M.	214
<i>Leon Junction</i>	Cotton Belt	149	xLyons*	G. C. & S. F.	79
<i>Leon River</i>	Cotton Belt	151	xLytle*	I. & G. N.	159
<i>Leon Springs</i>	S. A. & A. P.	174	xMabank*	T. & N. O.	117
xLeroy*	I. & G. N.	167	<i>Mabelle</i>	Wich. Val.	182
<i>Letots</i>	M. K. & T.	68	xMac Allen*	St. L. B. & M.	218
<i>Le Verte</i>	G. C. & S. F.	83	<i>MacBain</i>	Q. A. & P.	157
<i>Levita</i>	Cotton Belt	150	xMcCaulley*	K. C. M. & O.	28

Railway Stations in Texas—Con'd.

TOWNS	RAILWAYS	Table No.	TOWNS	RAILWAYS	Table No.
McClanahan	I. & G. N.	167	xMelissa	H. & T. C.	131
McClures	N. & S. E.	110	"	Tex. Tract. Co.	7
McConnell	Wich. Val.	182	Melvin	G. C. & S. F.	87
McConnico	S. H. & G.	25	xMemphis	Ft. W. & D. C.	181
McCoy	S. H. & G.	25	xMenard	F. W. & R. G.	211
(Angelina Co.)	A. & N. R.	5	xMendoza	A. T. & S. F.	106
McCoy	(Atascosa Co.)	10	xMercedes	St. L. B. & M.	218
McCroskey	S. A. U. & G.	82	xMercury	Ft. W. & R. G.	211
xMcDade	G. C. & S. F.	139	Meredith	G. C. & S. F.	88
McDow	H. & T. C.	82	xMeridian	G. C. & S. F.	79
McFaddin	G. C. & S. F.	82	Merit	G. C. & S. F.	88
xMcGregor	J. C. Tract. Co.	24	xMerkel	T. & P.	44
"	G. C. & S. F.†	79	Merrimac	M. & E. T.	19
McKee's	Cotton Belt	149	xMertens	Cotton Belt	155
xMcKinney	G. H. & S. A.	113	"	I. & G. N.	167
"	H. & T. C.†	131	xMertzou	K. C. M. & O.	28
"	M. K. & T.†	65	Mesa	H. & T. C.	136
McKinnis	Tex. Tract. Co.	7	xMesquite	T. & P.	36-38-42
xMcLean	M. K. & T.	72	Mets	T. & P.	44
xMcNeil	C. R. I. & G.	186	Mewshaw	Texas State	29
"	H. & T. C.†	134	xMexico	H. & T. C.	131-136
Maedona	I. & G. N.†	159	"	T. & B. V.	26
"	G. H. & S. A.†	114	Mexia Jet	H. & T. C.	136
Macedonia	A. B.†	171	xMiami	A. T. & S. F.	106
Mackay	T. V. & N.	170	xMiddlewater	C. R. I. & G.	199
Macksville	G. H. & S. A.	125	xMidfield	G. H. & S. A.	129
Madden	Cotton Belt	150	xMidland	T. & P.	44
"	G. H. & S. A.†	113	xMidlothian	G. C. & S. F.	88
xMadisonville	T. & P.†	44	Miffin	H. & T. C.	132
Magenta	I. & G. N.	162	Mikeska	St. L. B. & M.	214
Magers	Ft. W. & D. C.	181	xMilano	S. A. U. & G.	10
Magnet	G. H. & S. A.	121	"	G. C. & S. F.†	79
xMagnolia	G. C. & S. F.	82	xMiles	I. & G. N.†	159
Mahl	I. & G. N.	167	Mile "12"	G. C. & S. F.	87
xMalakoff	T. & N. O.	117	xMilford	K. C. M. & O.	28
xMalone	Cotton Belt	149	"	M. K. & T.	59
"	T. & B. V.	26	Mill	Sou. Trac. Co.	8
Maloney	I. & G. N.	167	Mill Creek	Santa Fe	112
Malta	Cotton Belt	151	Miller	H. & T. C.	139
xManchaca	T. & P.	39	xMillican	H. & T. C.	131
xMangum	I. & G. N.	159	xMillsap	H. & T. C.	131
Mankins	M. K. & T.	73	xMilvid	T. & P.	44
Manning	Wich. Val.	182	xMineola	G. C. & S. F.	84
xManor	S. H. & G.	25	"	I. & G. N.†	163
xMansfield	H. & T. C.	139	"	M. K. & T.†	66
Manvel	H. & T. C.	132	"	T. & P.†	38
xMarathon	G. C. & S. F.	79	xMineral Wells	W. M. W. & N. W.†	41-47
xMarble Falls	G. H. & S. A.	113	"	G. T. & W.†	16
xMarfa	H. & T. C.	134	Minerva	S. A. & A. P.	177
xMargaret	G. H. & S. A.	113	Minera	R. G. & E. P.	180
xMariana	K. C. M. & O.	28	Mingo	T. & P.	39
Marilee	St. L. B. & M.	214	xMingus	T. & P.	44
Marion	St. L. S. F. & T.	211	xMission	St. L. B. & M.†	218
xMarkham	G. H. & S. A.	114	"	S. B. & R. G. V.†	30
xMarlin	G. H. & S. A.	129	xMissouri City	G. H. & S. A.	114
"	H. & T. C.	133	Moberly	P. & M. P.	22
xMarques	I. & G. N.	167	Mobile	M. K. & T.	67
xMarshall	I. & G. N.	159	Moccasin	Cotton Belt	150
"	M. & E. T.	19	Mofeta	G. H. & S. A.	113
xMart	T. & P.	38-43	xMonahan's	T. & P.	44
Martha	I. & G. N.	167	Monroe	So. Tract. Co.	8-9
Martinez	B. S. L. & W.	212	Mont	S. A. & A. P.	175
xMaryneal	G. H. & S. A.	125	Monte Christo	S. B. & R. G. V.	30
Matador	K. C. M. & O.	28	Monterey	Cotton Belt	154
Matador Jet	M. C.	158	xMontgomery	G. C. & S. F.	84
"	Q. A. & P.†	157	Montoya	A. T. & S. F.	101
xMatagorda	M. C.†	158	Monument	K. C. M. & O.	28
Mathews	G. C. & S. F.	82	xMoody	G. C. & S. F.	79
xMathis	G. C. & S. F.	82	xMoore	I. & G. N.	159
"	S. A. & A. P.	176	Moore's	S. A. & A. P.	174
xMaud	S. A. U. & G.	10	xMoran	M. K. & T.	73
xMauriceville	Cotton Belt	149	Morey	G. C. & S. F.	83
"	B. S. L. & W.†	212	xMorgan	G. C. & S. F.†	9
"	O. & N. W.†	219	"	M. K. & T.†	73
Mazon	K. C. So.†	31	Morgan Point	G. H. & S. A.	128
Maxwell	G. H. & S. A.	113	Morita	T. & P.	44
May	M. K. & T.	69	Morrill	Cotton Belt	154
Maydelle	B. N. & S.	200A	xMoscow	H. E. & W. T.†	110
Mayfield	T. S.	29	"	M. C. & S. A.†	144
xMaypearl	T. & B. V.	26	Moss Creek	N. & S. E.	110
Meaders	I. & G. N.	167	Mostyn	T. & B. V.	26
xMedicine Mound	Cotton Belt	153	xMoulton	S. A. & A. P.	177
xMegargel	K. C. M. & O.	28	Mound	Cotton Belt	149
"	G. T. & W.	16	Mt. Alamo	S. A. F. & N.	184

Railway Stations in Texas—Con'd.

TOWNS	RAILWAYS	Table No.	TOWNS	RAILWAYS	Table No.
xMount Calm*	Cotton Belt.	149	xNorth Zulch*	H. & T. C.	136
Mt. Enterprise	Care Northern	168		T. & B. V.	26
xMount Pleasant*	Cotton Belt.	149-152-153	Northrup*	S. A. & A. P.	177
"	P. & M. P.	22	Northwood	T. & B. V.	26
xMount Selman*	Cotton Belt.	154	xNovice*	G. C. & S. F.	87
xMount Vernon*	Cotton Belt.	153	Nursery*	G. H. & S. A.	125
xMuenster*	M. K. & T.	68	Oak Cliff	G. C. & S. F.	38
Muldoon	S. A. & A. P.	177	"	Nor. Tex. Tract.	45
xMuleshoe*	Santa Fe.	112	Oak Cliff Jct.	So. Tract. Co.	8-9
xMullen*	G. C. & S. F.	87	Oakhurst*	T. V. S.	48
xMumford*	H. & T. C.	137	xOakwoods*	I. & G. N.	159
"	I. & G. N.	167	xO'Brien*	K. C. M. & O.	28
Muncy	Santa Fe.	109	Ochoa	Tex. Mex.	15
xMunday*	W. Valley	182	xOdell*	K. C. M. & O.	28
Munger*	T. & B. V.	26	xOdem*	St. L. B. & M.†	214
xMurchison*	Cotton Belt.	149	"	S. A. U. & G.†	10
Murdo	F. W. & D. C.	181	xOdessa*	T. & P.	44
Murphy*	Cotton Belt.	153	Odlaw	G. H. & S. A.	114
Murraul	G. C. & S. F.	83	O'Donnell*	Santa Fe.	111
Mykawa	G. C. & S. F.	81	xOgburn*	M. & E. T.	19
xMyra*	M. K. & T.	68	Ogles	G. C. & S. F.	87
Naclina	A. & N. R.	5	xOglesby*	Cotton Belt.	149
xNacogdoches	H. E. & W. T.†	116	Ohio	S. B. & R. G. V.	30
"	T. & N. O.†	117	Oil City	N. & S. E.	110
"	N. & S. E.	110	xOklaunion*	Ft. W. & D. C.	181
Nadeau	G. H. & S. A.	128	Olden	T. & P.	44
xNaples*	Cotton Belt.	149	Oleander	G. H. Elec. Ry.	141
Narcisso	Q. A. & P.	157	Olga	S. A. & A. P.	174
xNash*	T. & P.	39	Olive*	T. & N. O.	117
xNavarro*	T. & B. V.	26	Olmito*	St. L. B. & M.	214
xNavasota*	G. C. & S. F.†	84	Olmos	G. H. & S. A.	118
"	H. & T. C.†	131-136	xOlney*	M. K. & T.	78
"	I. & G. N.	162-167	"	G. T. & W.	16
xNeches*	I. & G. N.	159	Olyphant	G. T. & W.	16
Neches Jct.	J. C. Tract. Co.	24	xOmaha*	Cotton Belt.	149
Nederland*	K. C. So.	31	xOnalaska*	M. K. & T.	72
"	J. C. Tract. Co.	24	Onion Creek	T. & B. V.	26
Nedra	G. C. & S. F.	82	Ontario	C. R. I. & G.	186
Neff	T. So. E.	17	Opelika*	Cotton Belt.	149
Neleva	H. & T. C.	131	xOran*	W. M. W. & N. W.	47
Neleva Jct.	H. & T. C.	136	xOrange*	T. & N. O.	115
Neuville*	G. C. & S. F.	83	"	O. & N. W.	219
xNevada*	Cotton Belt.	153	Orange Grove*	S. A. & A. P.	176
xNewark*	C. R. I. & G.	185	Orange Hill	G. C. & S. F.	82
xNewby* (Jewett)	T. & B. V.	26	Orohard*	G. C. & S. F.	79
New Baden	I. & G. N.	159	Ore City*	P. B. I. O.	91
New Boston	T. & P.	39	Oriana*	Wich. Val.	183
xNew Braunfels*	I. & G. N.	159	"	Santa Fe.	107
"	M. K. & T.	59-69-71	xOrla*	T. & P.	36-38
New Camp	A. & N. R.	5	Orth*	M. K. & T.	78
New California	S. A. U. & G.	12	xOsceola*	T. & B. V.	26
xNew Caney*	H. E. & W. T.	116	Osman	G. H. & S. A.	113
xNewcastle*	M. K. & T.	78	Otey*	S. L.	2
xNewlin*	Ft. W. & D. C.	181	xOttine*	S. A. & A. P.	177A
xNewsome*	M. K. & T.	64	xOtto*	I. & G. N.	167
xNewton*	O. & N. W.	219	Ovalo*	A. S.	51
xNew Ulm*	M. K. & T.	59	xOverton*	I. & G. N.	159-165
xNew Waverly*	I. & G. N.	160	xOwego	K. C. M. & O.	28
Neyland*	Cotton Belt.	153	Owens*	B. N. & S.	206A
Niblock	G. C. & S. F.	87	Oyster	G. H. Elec. Ry.	141
Nichols	S. A. F. & N.	184	Oyster Creek	I. & G. N.	164
Nile*	I. & G. N.	159	Paducah*	Q. A. & P.	157
Niz	P. B. I. O.	91	Pagoda	M. K. & T.	72
xNixon*	G. H. & S. A.	125	xPaige*	H. & T. C.	139
xNocona*	M. K. & T.	68	Paint Rock*	G. C. & S. F.	87
Nolanville*	G. C. & S. F.	87	Paisano	G. H. & S. A.	113
Noleda	Tex. Mex.	15	xPalestine*	I. & G. N.	159-160
xNome*	T. & N. O.	115-123	"	Tex. State.	29
Nona*	T. & N. O.	117	xPalacios*	G. H. & S. A.	129
Noonan	G. H. & S. A.	114	Palm*	S. A. U. & G.	11
Nopal	G. H. & S. A.	113	xPalmer*	H. & T. C.	131
xNordheim*	S. A. & A. P.	175	"	So. Tract. Co.	9
Norias	St. L. B. & M.	214	Paloma	G. H. & S. A.	118
xNormangee*	H. & T. C.	136	xPampa*	A. T. & S. F.	106
"	T. & B. V.	26	Pandora*	G. H. & S. A.	125
xNormanna*	S. A. & A. P.	173	xPanhandle*	A. T. & S. F.	106
North Ft. Worth	C. R. I. & G.	185	Papalote*	S. A. & A. P.	173
"	Ft. W. & D. C.	181	Paret	K. C. M. & O.	28
"	G. C. & S. F.	80	xParadise*	C. R. I. & G.	185
North Houston	T. & B. V.	26	"	G. C. & S. F.†	88
North Jefferson	J. & N. W.	3	xParis*	Frisco Lines†	201-211
Nor. Pleasanton	S. A. U. & G.	10	"	T. & P.	39
xNorth Roby*	M. K. & T.†	73	"	Tex. Mid.†	36-37-42
"	R. & N.†	26A	"	"	
North Rusk	T. S.	29			

Railway Stations in Texas—Con'd.

TOWNS	RAILWAYS	Table No.	TOWNS	RAILWAYS	Table No.
Parkdale.....	G. H. & S. A.....	129	Ponta*.....	T. & N. O.....	117
Parker.....	T. & B. V.....	26	Porta.....	Cotton Belt.....	150
Park Place.....	G. H. Elec. Ry.....	141	xPort Arthur*.....	K. C. So.....	31
xPark Springs*.....	C. R. I. & G.....	185	".....	T. & N. O.....	117
Parsons.....	G. C. & S. F.....	90	".....	J. C. Tract. Co.....	24
Parson Park.....	Tex. Mid.....	37	Port Bolivar*.....	G. C. & S. F.....	83
Pasadena*.....	G. H. & S. A.....	128	Porter.....	Santa Fe.....	112
Pastura.....	K. C. M. & O.....	28	xPortland*.....	S. A. & A. P.....	173
Patrole.....	Santa Fe.....	107	xPort Lavaca*.....	G. H. & S. A.....	127
Patton.....	G. C. & S. F.....	83	xPort O'Connor*.....	St. L. B. & M.....	216
Pattonville*.....	P. & M. P.....	22	Posey.....	Santa Fe.....	108
Peach.....	M. & E. T.....	19	xPost*.....	Santa Fe.....	108
xPeacock*.....	Wich. Val.....	183	Poteet*.....	A. B.....	171
xPearland*.....	G. C. & S. F.....	81	Poth*.....	S. A. & A. P.....	173-175
Pear Ridge.....	J. C. Tract. Co.....	24	Potomac.....	H. E. & W. T.....	116
xPearsall*.....	I. & G. N.....	159	xPottaboro*.....	M. K. & T.....	60
Peavy.....	T. So. E.....	18	Powderly*.....	St. L. & S. F.....	201
xPecan Gap*.....	G. C. & S. F.†.....	88	Powell*.....	Cotton Belt.....	149
".....	Frisco Lines†.....	211	Power Plant.....	G. H. Elec. Ry.....	141
xPecos*.....	Santa Fe.....	107	xPoynor*.....	T. & N. O.....	117
".....	T. & P.....	44	xPrairie View*.....	H. & T. C.....	131
".....	P. V. So.....	20	xPremont*.....	S. A. & A. P.....	176
Peeler.....	I. & G. N.....	159	Prestridge.....	Cotton Belt†.....	154
Peidmont.....	H. & T. C.....	136	".....	S. H. & G.†.....	25
Pelican.....	G. C. & S. F.....	84	Price's.....	I. & G. N.....	159
xPendleton*.....	G. C. & S. F.....	79	Primrose.....	Ft. W. & R. G.....	211
xPenelope*.....	I. & G. N.....	167	Prince.....	S. A. U. & G.....	11
Penick.....	Wichita Valley.....	182	xPrinceton*.....	M. K. & T.....	65
Pennell.....	M. K. & T.....	72	Pritchett*.....	Cotton Belt.....	149
xPerico*.....	Ft. W. & D. C.....	181	xProctor*.....	Ft. W. & R. G.....	211
xPerrin*.....	G. T. & W.....	16	xProsper*.....	St. L. S. F. & T.....	211
xPerry*.....	H. & T. C.....	133	Prosser.....	A. & N. R.....	5
xPersonville*.....	H. & T. C.....	136	Pruett.....	J. & N. W.....	73
Pescadito.....	Tex. Mex.....	15	Pueblo.....	M. K. & T.....	3
Peters*.....	G. C. & S. F.....	79	Pulliam (Green Co.).....	G. C. & S. F.....	87
xPetrolia*.....	W. Valley.....	182	Pulliam.....	S. A. U. & G.....	12
Pettibone.....	G. C. & S. F.....	79	(Zavalla Co.).....		
xPettus*.....	S. A. & A. P.....	173	xPumpville*.....	G. H. & S. A.....	113
xPetty*.....	T. & P.....	39	xPurdon*.....	Cotton Belt.....	149
Paveto.....	O. & N. W.....	219	xPutnam*.....	T. & P.....	44
xPflugerville*.....	M. K. & T.....	71	Pyeatl.....	St. L. B. & M.....	213
xPharr*.....	St. L. B. & M.....	218	xPyote*.....	T. & P.....	44
xPhelan*.....	M. K. & T.....	59	Pyron*.....	Santa Fe.....	108
xPhelps*.....	I. & G. N.....	160-161	xQuannah*.....	Ft. W. & D. C.....	181
Phillipsburg.....	G. C. & S. F.....	79	".....	St. L. & S. F.....	204
xPickton*.....	M. K. & T.....	64	".....	Q. A. & P.....	157
xPierce*.....	G. H. & S. A.....	125	Quarry.....	G. C. & S. F.....	79
xPilot Point*.....	M. K. & T.†.....	60-68	Quebec.....	G. H. & S. A.....	113
".....	T. & P.†.....	39	xQueen City*.....	T. & P.....	38
Pine*.....	Cotton Belt.....	149	xQuinlan*.....	Tex. Mid.....	36-37-42
Pine Hill*.....	T. & H.....	21	Quinn.....	G. J. & S. F.....	83
Pine Island.....	T. & N. O.....	115	Quito.....	T. & P.....	44
(Jefferson Co.).....			Rabb.....	Tex. Mex.....	15
Pine Island.....	Eastern Texas.....	156	Radium.....	A. & S.....	51
(Angelina Co.).....			Ragland.....	P. & M. P.....	22
xPineland*.....	G. C. & S. F.....	83	Rasley*.....	T. & H.....	21
Pine Ridge.....	M. & E. T.....	19	Rainbolt.....	R. & N.....	26A
Pinkston.....	Cotton Belt.....	155	Raisin.....	G. H. & S. A.....	126
Pinnacle.....	Cotton Belt.....	149	Ralls*.....	C. S.....	146
Pioneer*.....	M. K. & T.....	74	Ramsdell*.....	C. R. I. & G.....	186
xPittsburg*.....	M. K. & T.....	64	Ramsey.....	G. H. & S. A.....	114
".....	Cotton Belt.....	149	Randolph*.....	Cotton Belt.....	152
xPlacedo.....	G. H. & S. A.†.....	127	xRanger*.....	T. & P.....	44
".....	St. L. B. & M.†.....	213	xRankin*.....	K. C. M. & O.....	28
xPlainview*.....	Santa Fe.....	108-109	xRatcliff*.....	Eastern Texas.....	156
Plainview Jct.....	Santa Fe.....	109	xRavenna*.....	M. K. & T.....	61
xPlano*.....	Cotton Belt.....	153	xRayburn*.....	G. C. & S. F.....	84
".....	H. & T. C.....	131	xRaymondville*.....	St. L. B. & M.....	214
".....	Tex. Tract. Co.....	7	Rayner.....	G. C. & S. F.....	82
xPlantersville*.....	G. C. & S. F.....	84	Rayville.....	T. So. E.....	17
Plasterco.....	K. C. M. & O.....	28	Raywood*.....	T. & N. O.....	115
Plateau.....	T. & P.....	44	xReagan*.....	H. & T. C.....	133
Pleasanton*.....	S. A. U. & G.....	10	Reager Springs.....	T. & B. V.....	26
Pleasanton Jct.....	S. A. U. & G.....	10-11	Realitos*.....	Tex. Mex.....	15
xPledger*.....	G. H. & S. A.....	129	Rebecca*.....	G. C. & S. F.....	83
Plover.....	Ft. W. & R. G.....	211	Red Branch.....	I. & G. N.....	160
Plum*.....	M. K. & T.....	59	Redlawn.....	Cotton Belt.....	154
Podo.....	G. H. & S. A.....	129	Red Oak*.....	M. K. & T.....	59
Poe.....	T. & N. O.....	117	".....	So. Tract. Co.....	8
xPoint*.....	M. K. & T.....	66	Red River.....	Q. A. & P.....	157
Point Isabel*.....	Rio Grande.....	14	xRed Rock*.....	M. K. & T.....	69
Polno.....	G. H. & S. A.†.....	113	xRed Water*.....	Cotton Belt.....	149
".....	T. & P.†.....	44	xReedville*.....	M. K. & T.....	69
Pollok*.....	Cotton Belt.....	154	Reese*.....	T. & N. O.....	117
Ponder*.....	G. C. & S. F.....	80	xRefugio*.....	St. L. B. & M.....	214

Railway Stations in Texas—Con'd.

TOWNS	RAILWAYS Table No.	TOWNS	RAILWAYS Table No.
<i>Rehm</i>	C. R. I. & G..... 199	xRoxton*	G. C. & S. F.†..... 88
<i>Reinhardt</i> *.....	G. C. & S. F..... 88	"	Frisco Lines†..... 211
<i>Reklam</i> *.....	T. & N. O..... 117	xRoyle City*	M. K. & T..... 69
<i>Rendham</i>	G. T. & W..... 16	<i>Royston</i> *.....	M. K. & T..... 73
<i>Renner</i> *.....	Cotton Belt..... 153	<i>Ruby</i>	S. A. & A. P..... 173-175
<i>Reynold's</i>	I. & G. N..... 159	<i>Rudolph</i>	St. L. B. & M..... 214
(Cherokee Co.)		<i>Rugby</i>	P. & M. P..... 22
<i>Reynold's</i>	S. A. & A. P..... 176	xRule*	K. C. M. & O..... 28
(Nueces Co.)		xRuliff.....	K. C. So..... 31
xRhame*	Ft. W. & D. C..... 181	xRunge*	S. A. & A. P..... 175
xRhonesboro*	M. & E. T..... 19	"	Cotton Belt..... 154
<i>Ricardo</i> *.....	St. L. B. & M..... 214	"	Texas State†..... 29
xRice*	H. & T. C..... 131	"	T. & N. O.†..... 122
"	So. Tract. Co..... 9	<i>Russellville</i>	Q. A. & P..... 157
<i>Rice Farm</i>	J. C. Tract. Co..... 24	<i>Rutland</i>	T. So. B..... 17-18
xRichards*	T. & B. V..... 26	<i>Rutledge</i>	H. & T. C..... 134
xRichardson*	H. & T. C..... 131	<i>Ryan</i>	G. H. & S. A..... 113
"	Tex. Tract. Co..... 7	<i>Rye</i>	G. C. & S. F..... 84
xRichland*	H. & T. C..... 131	<i>Rylie</i> *.....	T. & N. O..... 117
xRichland Springs*	G. C. & S. F..... 87	xSabinal*	G. H. & S. A..... 114
xRichmond*	G. C. & S. F..... 79	xSabine*	T. & N. O..... 117
"	G. H. & S. A..... 114	Sabine Pass*	T. & N. O..... 117
<i>Ricker</i>	G. C. & S. F..... 87	Sacul*	T. & N. O..... 117
<i>Ridgeway</i> *.....	Cotton Belt..... 153	Sachse*	G. C. & S. F..... 88
xRiesel*	H. & T. C..... 133	xSadler*	M. K. & T..... 60
xRinggold*	C. R. I. & G..... 185	xSagerton*	K. C. M. & O..... 28
"	M. K. & T..... 68	"	W. Vy..... 183
<i>Rio Hondo</i> *.....	S. B. & R. G. V..... 30	xSaginaw*	C. R. I. & G..... 185
xRio Vista*	G. C. & S. F..... 79	"	Ft. W. & D. C.†..... 181
<i>Ripley</i> *.....	P. & M. P..... 22	"	G. C. & S. F.†..... 80
xRising Star*	M. K. & T..... 74	xSt. Jo*	M. K. & T..... 68
<i>Ritchie</i>	Cotton Belt..... 149	St. Paul*	S. A. & A. P..... 173
xRiverside*	I. & G. N..... 160	St. Peter	S. B. & R. G. V..... 30
<i>Riverton</i>	Santa Fe..... 107	xSalesville*	W. M. W. & N. W.†..... 47
xRiviera*	St. L. B. & M..... 214	"	G. T. & W.†..... 16
xRoanoke*	M. K. & T.†..... 60	Salmon	I. & G. N..... 160
"	T. & P.†..... 39	xSaltito*	Cotton Belt..... 153
xRoans Prairie*	I. & G. N..... 162	xSam Fordyce*	St. L. B. & M..... 218
Roaring Springs*	Q. A. & P..... 157	Sammons	S. B. & R. G. V..... 30
<i>Robards</i>	S. A. & A. P..... 174	Sample*	G. H. & S. A..... 125
xRobbins	H. & T. C..... 136	xSan Angelo*	G. C. & S. F.†..... 87
<i>Robertson</i>	O. & N. W..... 219	"	K. C. M. & O.†..... 28
<i>Robertsvills</i>	O. & N. W..... 219	xSan Antonio	I. & G. N.‡..... 159
xRobstown*	St. L. B. & M.†..... 214	"	M. K. & T.†..... 59-69-71
"	Tex. Mex.†..... 15	"	S. A. & A. P. 173-174-175
<i>Robin</i>	Cotton Belt..... 150	"	G. H. & S. A.†..... 114-125
<i>Roby</i> *.....	R. & N..... 26A	"	S. A. U. & G.‡..... 10
xRochelle*	Ft. W. & R. G..... 211	xSan Augustine*	G. C. & S. F..... 83
xRochester*	K. C. M. & O..... 28	xSan Benito*	St. L. B. & M.†..... 214-218
<i>Rock Creek</i>	W. M. W. & N. W..... 47	"	S. B. & R. G. V.†..... 30
<i>Rock Crusher</i>	G. C. & S. F..... 87	xSanderson*	G. H. & S. A..... 113
xRockdale*	I. & G. N..... 159	Sand Hills	T. & P..... 44
"	S. A. & A. P..... 177	San Diego*	Tex. Mex..... 15
xRock Island*	S. A. & A. P..... 175	xSandia*	S. A. & A. P..... 176
xRockland*	T. & N. O..... 117-124	Sand Lake	Tex. Mid..... 37
xRockport*	S. A. & A. P..... 173A	Sand Pit	G. C. & S. F..... 84
xRockwall*	M. K. & T..... 59	Sandune	B. S. L. & W..... 212
<i>Hodden</i>	P. B. I. R..... 91	Sandy Fork	G. H. & S. A..... 114
xRoganville*	G. C. & S. F..... 83	Sandy Point*	I. & G. N..... 164
xRogers*	G. C. & S. F..... 79	xSanger*	G. C. & S. F..... 80
<i>Roll Over</i>	G. C. & S. F..... 83	San Jose*(Bexar Co)	S. A. U. & G..... 10
<i>Romayor</i>	G. C. & S. F..... 84	xSan Juan*	St. L. B. & M..... 218-220
xRomero*	C. R. I. & G..... 190	San Leon*	G. H. & S. A..... 128
xRosanky*	M. K. & T..... 69	xSan Marcos	I. & G. N..... 159
xRoscoe*	T. & P.†..... 44	"	M. K. & T..... 59-69-71
"	R. S. & P.†..... 23	San Martine	T. & P..... 44
xRosebud*	S. A. & A. P..... 177	xSan Saba*	G. C. & S. F..... 87
<i>Rosedale</i>	T. & N. O..... 117	xSanta Anna*	G. C. & S. F..... 87
xRosenberg*	G. C. & S. F.†..... 79	Santa Fe Jct.	S. L..... 2
"	G. H. & S. A.†..... 114-125	Santa Maria*	S. B. & R. G. V..... 30
<i>Rosenfeld</i>	G. H. & S. A..... 113	xSanto*	T. & P..... 44
xRosewood*	M. & E. T..... 19	Saratoga*	P. V. So..... 20
<i>Rosharon</i>	I. & G. N..... 164	xSaratoga*	G. C. & S. F..... 85
<i>Ross</i>	M. K. & T.†..... 73	Sardis	H. & T. C..... 132
"	H. & T. C.†..... 133	Sargent	P. V. So..... 20
<i>Ross (Brazoria Co.)</i>	H. & B. V..... 75	xSarita*	St. L. B. & M..... 214
xRosser*	Tex. Mid..... 37	Saron*	M. K. & T..... 67
<i>Roslyn</i>	T. & B. V..... 76	Sartartia	G. H. & S. A..... 114
xRotan*	M. K. & T..... 73	Saspanco*	S. A. & A. P..... 173-175
xRound Rock*	I. & G. N..... 159-166	Satsuma	H. & T. C..... 131
<i>Round Timbers</i>		Satut	G. C. & S. F..... 87
<i>Ranch</i>	K. C. M. & O..... 28	Saunders	G. H. & S. A..... 125
<i>Roundup</i>	Santa Fe..... 112	xSavoy*	T. & P..... 39
xRowens*	G. C. & S. F..... 87	Sazel	G. C. & S. F..... 83
xRowlett*	M. K. & T..... 59	Schenck	M. K. & T..... 62

Railway Stations in Texas—Con'd.

TOWNS	RAILWAYS Table No.	TOWNS	RAILWAYS Table No.
xSchertz*	G. H. & S. A. 114	Southton	S. A. & A. P. 173-175
xSchulenburg*	G. H. & S. A. 114	xSouthmayde*	T. & P. 39
Schwertner*	B. W. 178	Spanish Pass.	S. A. & A. P. 174
Scotfield	G. C. & S. F. 84	Sperry	St. L. S. F. & T. 211
Scotland*	So. W. 143	xSpindletop	J. C. Tract. Co. 24
xScottville*	T. & P. 43	xSpofford*	G. H. & S. A. 114-118
Scroggins*	M. K. & T. 64	Spohn	St. L. B. & M. 214
xSeary*	Tex. Mid. 37	xSpring*	I. & G. N. 160-167
Sea Breeze	G. C. & S. F. 83	xSprinkle*	M. K. & T. 71
xSeabrook*	G. H. & S. A. 123	xSpur*	Wich. Val. 183
xSeadrift*	St. L. B. & M. 216	Spurlin	Cotton Belt 151
Seago (Seagoville)*	T. & N. O. 117	Stafford	G. H. & S. A. 114
xSealy*	G. C. & S. F. 70-82	xStamford*	M. K. & T. 73
Sebastian*	M. K. & T. 59	"	W. Valley 182-183
Seco	St. L. B. & M. 214	Standart*	G. H. & S. A. 114
Security*	G. H. & S. A. 114	xStanton*	T. & P. 44
xSeguin*	G. C. & S. F. 84	State Line Jct.	Frisco Lines 211
Selby	G. H. & S. A. 114	Stella	G. H. & S. A. 114-130
Sellers	Cotton Belt 149	xStephenville*	Ft. W. & R. G. 211
Sellman	I. & G. N. 160-167	"	Cotton Belt 151
Seminary Hill	G. C. & S. F. 87	xSterling City*	G. C. & S. F. 87
Senate	G. C. & S. F. 79	Sterrett*	So. Tract. Co. 8
Seneca	C. R. I. & G. 197	Stevens	C. R. I. & G. 199
Sequoyah	T. & N. O. 117	Stewart	G. C. & S. F. 82
Sellegast	M. K. & T. 72	Stilson	T. & N. O. 115
xSeymour*	B. S. L. & W. 212	Stockard*	T. & N. O. 117
"	Wichita Valley 182	xStockdale*	G. H. & S. A. 125
Shallowater	G. T. & W. 16	Stockman*	G. C. & S. F. 83
xShamrock*	Santa Fe 112	xStoneburg*	C. R. I. & G. 185
Shaufser	C. R. I. & G. 186	Stone City*	H. & T. C. 137
Sheldon*	K. C. M. & O. 28	xStoneham*	G. C. & S. F. 84
xShepherd*	T. & N. O. 115	"	I. & G. N. 167
Sheridan*	H. E. & W. T. 116	Stone Siding	G. C. & S. F. 87
xSherman*	S. A. & A. P. 175	Stover	Cotton Belt 149
"	Cotton Belt 152	Stowell*	G. C. & S. F. 83
"	H. & T. C. 131	Strain	B. S. L. & W. 212
"	M. K. & T. 62	Strang	G. H. & S. A. 128
"	Frisco Lines 205-211	xStratford*	C. R. I. & G. 199
"	T. & P. 39	xStrawn*	T. & P. 44
"	Tex. Tract. Co. 7	xStreetman*	T. & B. V. 26
Sherman Jct.	T. & P. 39	Strobel*	G. H. & S. A. 113
xShiner*	S. A. & A. P. 177-177A	Strongfield	Caro Northern 168
xShiro*	T. & B. V. 26	Stryker	M. K. & T. 67
Shockley	Cotton Belt 150	Sublime*	S. A. & A. P. 175
Shumla	G. H. & S. A. 113	Sudduth	H. & T. C. 134
xSierra Blanca*	G. H. & S. A. 113	xSugarland*	G. H. & S. A. 114
Silas	T. & P. 44	"	Sugarland 2
xSilabee*	G. C. & S. F. 83	Suggs	K. C. M. & O. 28
Silver Lake*	G. C. & S. F. 83-84	xSulphur	T. & P. 38
xSilver Valley*	T. & P. 38	xSulphur Springs*	Cotton Belt 152-153
Simonds	G. C. & S. F. 87	"	M. K. & T. 64
Simonton*	T. & N. O. 117	Summerfield*	Santa Fe 107
Simpsonville	S. A. & A. P. 175	Summit	H. & T. C. 134
Sims	St. L. B. & M. 215	Sun	J. C. Tract. Co. 24
Simboro	G. C. & S. F. 82	xSunset*	Ft. W. & D. O. 181
Sims Valley	T. & B. V. 26	xSutherland Spgs*	G. H. & S. A. 125
xSingleton*	G. C. & S. F. 87	Sutton	H. & T. C. 131
"	T. & B. V. 26	xSwan	I. & G. N. 163
xSinton*	I. & G. N. 162	Swearingon*	Q. A. & P. 157
"	S. A. & A. P. 173	Sweden	Tex. Mex. 15
xSipe Springs*	St. L. B. & M. 214	Sweeny*	St. L. B. & M. 213
Siak*	M. K. & T. 74	xSweet Home*	S. A. & A. P. 175
Skeen	P. V. So. 20	xSweetwater*	T. & P. 44
xSkidmore*	Santa Fe 111	"	K. C. M. & O. 28
xSlaton*	S. A. & A. P. 173-176	"	Santa Fe 108
Slayden*	Santa Fe 108-111-112	"	G. C. & S. F. 87
Small	S. A. & A. P. 177A	xSwenson*	Wich. Valley 183
xSmiley*	G. H. & S. A. 113	Sylvan Beach	G. H. & S. A. 128
Smithfield*	G. H. & S. A. 125	xSylvester*	K. C. M. & O. 28
Smith	Cotton Belt 153	xTaft*	S. A. & A. P. 173
xSmithville*	Cotton Belt 149	Tahoka*	Santa Fe 111
xSnyder*	M. K. & T. 59-69	Talbot	Tex. Mid. 37
"	R. S. & P. 23	Talco	P. & M. P. 22
Somersct	Santa Fe 108	Tallys	G. C. & S. F. 83
xSomerville*	A. B. 171	xTalpa*	G. C. & S. F. 87
Sommer	G. C. & S. F. 79-84	Tamina*	I. & G. N. 160
Soney	Q. A. & P. 157	Tanglewood*	S. A. & A. P. 177
xSour Lake*	C. R. I. & G. 186	Tankersly*	K. C. M. & O. 28
"	T. & N. O. 123	Tarbutton	A. B. 171
South Bosque*	B. S. L. & W. 212	xTarrant*	C. R. I. & G. 185
South Houston*	Cotton Belt 149	xTascosa*	Ft. W. & D. C. 181
Southland*	G. H. Elec. Ry. 141	Tatsie	H. & T. C. 137
South Park	Santa Fe 108	Tatum	G. C. & S. F. 83
So. Sweetwater	J. C. Tract. Co. 24	xTaylor*	I. & G. N. 159
"	K. C. M. & O. 28	"	M. K. & T. 59

Railway Stations of Texas—Con'd.

TOWNS	RAILWAYS Table No.	TOWNS	RAILWAYS Table No.
xTeague	T. & B. V. 26	xTye	T. & P. 44
Tecfic	G. C. & S. F. 87	xTyler	I. & G. N. 163
Tehuacana	T. & B. V. 26		Cotton Belt 149-154
Telferner	G. H. & S. A. 125	Tynan	S. A. & A. P. 176
xTemple	G. C. & S. F. 79-87	xUmbarger	Santa Fe 107
"	M. K. & T. 59-63	xUvalde	G. H. & S. A. 114
xTenaha	H. E. & W. T. 116	"	S. A. U. & G. 12
"	G. C. & S. F. 83	Uvalde Jct.	S. A. U. & G. 12
xTennyson	K. C. M. & O. 28	Vair	T. So. E. 17
xTerrell	T. & P. 36-38-42	"	G. L. & N. 147
"	Tex. Mid. 36-37	xValentine	G. H. & S. A. 113
Terry	T. & N. O. 115	Valera	G. C. & S. F. 87
Tesnus	G. H. & S. A. 113	xValley Jct.	I. & G. N. 159-167
Tewena	G. H. & S. A. 114	xValley Mills	G. C. & S. F. 79
xTexarkana	Cotton Belt 149-152-153	xValley View	G. C. & S. F. 80
"	K. C. So. 31	xVan Alstyne	H. & T. C. 131
"	T. & P. 38-39-40-44	"	Tex. Tract. Co. 7
xTexas City	Tex. City Term. 140	xVanderbilt	St. L. B. & M. 213
Texas City Jct.	G. H. & H. 142	xVan Horn	T. & P. 44
"	G. H. & S. A. 128	Van Raub	S. A. & A. P. 174
"	Tex. City Term. Ry. 140	xVan Vleck	G. H. & S. A. 129
"	G. H. Elec. Ry. 141	xVega	C. R. I. & G. 186
"	I. & G. N. 160	Velasco	H. & B. V. 75
xTextine	Ft. W. & D. C. 181	Venable	G. C. & S. F. 83
"	Col. So. 181	Ventura	T. & B. V. 26
xThomaston	G. H. & S. A. 125	xVenus	G. C. & S. F. 88
xThompsons	G. C. & S. F. 79	"	I. & G. N. 167
xThorndale	I. & G. N. 159	Verhalen	P. V. So. 20
xThornton	H. & T. C. 131	Verhelle	G. H. & S. A. 125
xThrall	I. & G. N. 159	xVernon	Ft. W. & D. C. 181
Three Rivers	S. A. U. & G. 10	"	St. L. & S. F. 207
Thurston	G. H. & S. A. 113	"	G. H. & S. A. 113
Tidehaven	St. L. B. & M. 213	Viaduct	B. S. L. & W. 212
Tiffin	T. & P. 44	Victor	G. H. & S. A. 125-126-127
Timber	G. C. & S. F. 84	xVictoria	St. L. B. & M. 216
xTimpson	H. E. & W. T. 116	"	St. L. B. & M. 214
"	G. C. & S. F. 83	Vidauri	G. C. & S. F. 87
"	T. & H. 21	Village Mills	T. & N. O. 117
Tiocoano	St. L. B. & M. 218	Vina	M. K. & T. 64
xTioga	M. K. & T. 60-68	xVineyard	C. R. I. & G. 197
"	T. & P. 39	Vinton	A. T. & S. F. 101
Tiley	K. C. M. & O. 28	Virginia Point	G. H. & H. 142
xTivoli	St. L. B. & M. 217	"	G. H. & S. A. 128
Tokio	M. K. & T. 73	"	G. C. & S. F. 79
Toland	G. C. & S. F. 87	"	G. H. Elec. Ry. 141
xTolar	Ft. W. & R. G. 211	"	I. & G. N. 160
xTolbert	Ft. W. & D. C. 181	Viterbo	T. & N. O. 117
xTomball	T. & B. V. 26	Viva	S. A. & A. P. 174
xTom Bean	Cotton Belt 152	xVon Ormy	I. & G. N. 159
Tona	Tex. Mid. 36-37	Votaw	G. C. & S. F. 84
Torbert	G. H. & S. A. 113	Voth	G. C. & S. F. 83
Torcer	G. H. & S. A. 113	"	T. & N. O. 117
"	T. & P. 44	xWaco	Cotton Belt 149
Toronto	G. H. & S. A. 113	"	H. & T. C. 133
Torrans	J. & N. W. 3	"	I. & G. N. 167
xToyah	T. & P. 44	"	M. K. & T. 59-60-73
Toyahvale	P. V. So. 20	"	S. A. & A. P. 177
Trabue	G. C. & S. F. 83	"	G. C. & S. F. 79
Travis	S. A. & A. P. 177	"	So. Tract. Co. 8
Trawick	T. & N. O. 117	xWadsworth	G. C. & S. F. 82
xTrent	T. & P. 44	xWaelder	G. H. & S. A. 114
xTrenton	M. K. & T. 59	Walden	G. C. & S. F. 83
xTrinidad	Cotton Belt 149	Walkerton	T. So. E. 17
"	I. & G. N. 160	xWaller	H. & T. C. 131
"	M. K. & T. 67-72	Walling	I. & G. N. 167
Trinity Mills	M. K. & T. 68	xWallis	G. C. & S. F. 79
xTroup	I. & G. N. 159-163	"	S. A. & A. P. 175
xTroy	M. K. & T. 59	Walley	T. & N. O. 115
Truelove's	G. C. & S. F. 88	xWalnut Springs	M. K. & T. 73
Trumbull	H. & T. C. 131	Walton	M. K. & T. 68
"	Sou. Tract. Co. 9	Waples	Ft. W. & R. G. 211
xTruscott	K. C. M. & O. 28	Ware	Ft. W. & D. C. 181
Tucker	I. & G. N. 159	Ware	T. & P. 44
Tuggle	H. & T. C. 134	Warfield	S. A. & A. P. 174
Tuleta	S. A. & A. P. 173	Warren	T. & N. O. 117
xTulia	Santa Fe 108	Warsaw	Cotton Belt 154
Tumlinson	H. & T. C. 135	Warwick	G. H. & S. A. 113
Turcotte	St. L. B. & M. 214	xWashburn	Ft. W. & D. C. 181
Turner	G. C. & S. F. 87	xWaskom	T. & P. 43
Turney	T. & N. O. 117	"	M. K. & T. 64
Turpentine	T. & N. O. 124	Wastella	R. S. & P. 23
xTuscola	G. C. & S. F. 87	xWatauga	M. K. & T. 60
"	A. & S. 51	"	T. & P. 39
xTuxedo	M. K. & T. 73	Waters Park	H. & T. C. 134
Twist	Ft. W. & D. C. 181		

Railway Stations of Texas—Con'd.

TOWNS	RAILWAYS Table No.	TOWNS	RAILWAYS Table No.
xWater Valley*	G. C. & S. F. 87	Wilhite	Cotton Belt 151
Watson	Ft. W. & R. G. 211	Wilkie	H. & T. C. 134
Waterman*	G. C. & S. F. 83	Wilkins	T. & P. 38
Watts	S. A. & A. P. 177	Willard	M. K. & T. 67
xWaukegan*	G. C. & S. F. 84	xWillis*	I. & G. N. 160
xWaxahachie*	H. & T. C. 132	Willow Springs	T. & P. 38
"	M. K. & T. 26-59	xWill's Point*	T. & P. 38
"	T. & B. V. 26	Wilmer*	H. & T. C. 131
"	So. Tract. Co. 8	"	So. Tract. Co. 9
xWeatherford*	G. C. & S. F. 90	xWinchell*	Ft. W. & R. G. 211
"	T. & P.† 41-44	xWinchester*	S. A. & A. P. 177
"	W. M. W. & N. W.† 47	xWindom*	T. & P. 39
Weaver*	Cotton Belt 153	xWinfield*	Cotton Belt 153
xWebster*	G. H. & H. 142	Winnie*	G. C. & S. F. 83
"	G. H. Elec. Ry 141	xWinnsboro*	M. K. & T.† 64
xWeimar*	G. H. & S. A. 114	"	M. & E. T.† 10
xWeinert*	Wich. Valley 182	xWinona*	Cotton Belt 149
xWeir*	M. K. & T. 71	Winscott	Ft. W. & R. G. 211
xWeldon*	M. K. & T. 72	Winters*	A. & S. 51
Welfare*	S. A. & A. P. 174	Withers	G. H. & S. A. 114
xWellborn*	H. & T. C. 131	Woden*	N. & S. E. 110
xWellington*	M. K. & T. 77	xWolfe City*	G. C. & S. F.† 88
xWells* (Cherokee Co.)	Cotton Belt 154	"	Cotton Belt 152
Wells (Jack Co.)	G. T. & W. 16	"	Friscot 211
Wells Creek	I. & G. N. 159	Wood	G. C. & S. F. 84
Welview*	C. C. & S. F. 87	Woodall	G. C. & S. F. 83
Wendell	G. H. & S. A. 113	Woodbine*	M. K. & T. 68
xWest*	M. K. & T. 59	Woodlawn*	T. & P. 38
"	So. Tract. Co. 8	xWoodboro*	St. L. B. & M. 214
xWestbrook*	T. & P. 44	xWoodville*	T. & N. O. 117
(Mitchell Co.)		Woodward*	S. A. U. & G. 11
Westbury	B. S. L. & W. 212	Woodworth	J. C. Tract. Co. 24
Westfield	I. & G. N. 160	Woodland	K. C. M. & O. 28
xWesthoff*	G. H. & S. A. 125	Wootan (Wooten	
xWestover*	G. T. & W. 16	Wells P. O.)* 131	
xWest Point*	M. K. & T. 59	xWortham*	H. & T. C. 131
"	S. A. & S. P. 177	Wrays	J. & N. W. 3
West Pt. Arthur	T. & N. O. 117	Wyatt	G. C. & S. F. 88
Westville*	M. K. & T. 67	xWylie*	G. C. & S. F.† 88
xWetmore*	I. & G. N. 159	"	Cotton Belt 153
Whaleys	T. & P. 39	"	Friscot 211
xWharton*	G. H. & S. A. 125-129	Yarboro*	G. C. & S. F. 84
"	G. C. & S. F. 82	Yarnall	C. R. I. & G. 186
Wherry	T. & H. 21	Yellowhouse	Santa Fe 112
White City*	Cotton Belt 154	xYoakum*	S. A. & A. P. 175-177-177A
White House*	I. & G. N. 163	xYorktown*	S. A. & A. P. 175
xWhiteland*	G. C. & S. F.† 87	Youngeen	S. A. & A. P. 173
"	F. W. & R. G.† 211	xYsleta*	T. & P.† 44
White Oak	Cotton Belt 153	"	G. H. & S. A.† 113
White's Ranch	G. C. & S. F. 83	Yturria	St. L. B. & M. 214
xWhitesboro*	M. K. & T.† 60-68	Zacata	S. A. U. & G. 12
"	T. & P.† 39	xZavalla*	T. & N. O. 117
xWhitewright*	Cotton Belt 152	Zella	S. A. U. & G. 11
"	M. K. & T. 59	Zephyr*	G. C. & S. F. 87
xWhitney*	M. K. & T. 73	Zita	Santa Fe 107
Whitsett*	S. A. U. & G. 10	Zulch*	T. & B. V. 26
xWichita Falls*	Ft. W. & D. C.† 181		
"	M. K. & T.† 68-76-78		
"	Wich. Valley† 182		
Wildhurst	Cotton Belt 154		
Wild Horse	T. & P. 44		
xWildorado*	C. R. I. & G. 186		
Wiles	T. & P. 44		

Railway Stations in Oklahoma.

The numbers following the names of railroads opposite each town, indicate the numbers of the tables in which these towns will be found in the time tables.

xWestern Union Telegraph Offices. Stations in *Italic* are not Post Offices. *Money Order Offices. Information regarding Population and Express Offices may be found by referring to Time Table of Railroad on which town is located.

NOTE:—In cities or towns touched by more than one road, if the same character or sign follows the names of the roads, the same depot or station building is used by both or all roads.

When the depots are in different locations no designating character or sign is shown.

Roads having the same characters affixed thus, †, ‡, §, occupy the same depot.

TOWNS	RAILWAYS Table No.	TOWNS	RAILWAYS Table No.
xAchille*	M. O. & G. 34	Blanco*	C. R. I. & P. 187
xAda*	St. L. & S. F. 205	<i>Blanton Jct.</i>	A. T. & S. F. 102
"	M. K. & T. 104	xBliss*	A. T. & S. F. 92
"	A. T. & S. F. 104	xBlocker*	Fl. S. & W. 169
xAdair*	M. K. & T. 53	xBlue Jacket*	M. K. & T. 53
xAdamson*	M. K. & T. 56	Bluffs	St. L. I. M. & S. 13
xAddington*	C. R. I. & P. 185	<i>Bodock.</i>	A. T. & S. F. 94
xAfton*	St. L. & S. F. 203-204	xBokehito*	St. L. & S. F. 210
xAgra*	M. K. & T. 55	xBokoshe*	Fl. S. & W. † 169
Ahlosa*	M. K. & T. 54	"	Mid Valley † 49
<i>Alabama.</i>	St. L. & S. F. 205	xBoley*	Fl. S. & W. 169
xAlbion*	St. L. & S. F. 201	<i>Bond.</i>	C. R. I. & P. 187
xAlderson*	C. R. I. & P. 186	xBoswell*	St. L. & S. F. 210
xAlex*	C. R. I. & P. 194	<i>Boudinot.</i>	A. T. & S. F. 95
xAline*	C. R. I. & P. 189	St. L. & S. F. 204	
"	K. C. M. & O. 27	xBoynton*	St. L. & S. F. 206-209
xAllen*	M. O. & G. 34	Braden*	K. C. So. 32
Allison*	M. O. & G. 34	xBradley*	C. R. I. & P. 194
xAltus*	St. L. & S. F. 204	xBriggs*	St. L. I. M. & S. 13
"	K. C. M. & O. 27-28	Braithwaite	K. C. M. & O. 27
"	W. F. & N. W. 76-77	xBraman*	A. T. & S. F. 99
xAlva*	C. R. I. & P. 189	xBreckenridge*	St. L. & S. F. 207
"	A. T. & S. F. 106	Briartown*	Mid. Valley 49
<i>A. mabel.</i>	A. T. & S. F. 95	xBridgeport*	C. R. I. & P. 186-192
xAmber*	St. L. & S. F. 204	xBrinkman*	W. F. & N. W. 76
xAmes*	St. L. & S. F. 207	xBristow*	St. L. & S. F. 204-206
xAmorita*	C. R. I. & P. 190	xBritton*	A. T. & S. F. 92-102
xAnadarko*	C. R. I. & P. 191-192	xBroken Arrow*	M. K. & T. 57
xAntlers*	St. L. & S. F. 201	Broken Bow*	T. & O. E. 4
xApache*	C. R. I. & P. 192	xBromide*	M. O. & G. 34
xArapaho*	St. L. & S. F. † 207	<i>Bromide Jct.</i>	M. O. & G. 34
"	K. C. M. & O. † 27	Brooksville*	A. T. & S. F. 95
xArcadia*	M. K. & T. 55	Bryant*	St. L. & S. F. 205
xArdmore*	G. C. & S. F. † 80	<i>Buck.</i>	M. K. & T. 56
"	C. R. I. & P. † 187	xBunch*	K. C. So. 31
"	St. L. & S. F. † 210	xBurbank*	A. T. & S. F. 95
"	O. N. M. & P. 172	xBurlington*	A. T. & S. F. 102
Armstrong*	M. K. & T. 53	xBushyhead*	St. L. & S. F. 204
xAsher*	C. R. I. & P. 188	Butler*	A. T. & O. W. 6
<i>Ashley.</i>	C. R. I. & P. 189	xByars*	A. T. & S. F. 95-104
xAtoka*	M. K. & T. 53-54	xByron*	K. C. M. & O. 27
xAtwood*	M. O. & G. 34		
xAugusta*	C. R. I. & P. 189	xCache*	St. L. & S. F. 204
Autwine*	A. T. & S. F. 94	xCaddo*	M. K. & T. 53
xAvant*	Mid Valley 49	Cairo*	C. R. I. & P. 187
xAvard*	A. T. & S. F. 106	xCalera*	M. K. & T. 53
"	St. L. & S. F. 208	Calhoun*	Poteau Valley 33
xAvery*	A. T. & S. F. 95	xCalvin*	C. R. I. & P. 186
<i>Aydelotte.</i>	A. T. & S. F. 95	"	M. O. & G. 34
xAylesworth*	St. L. & S. F. 210	xCalumet*	C. R. I. & P. 186
		xCamargo*	W. F. & N. W. 76
Banner*	C. R. I. & P. 186	St. L. & S. F. 201	
xBartlesville*	A. T. & S. F. † 100	xCameron*	M. K. & T. 53
"	M. K. & T. † 55	xCanady*	M. K. & T. 53
<i>Bartlett.</i>	M. O. & G. 34	xCanute*	C. R. I. & P. 186
† Bear.	M. O. & G. 34	xCanton*	K. C. M. & O. 27
xBeggs*	St. L. & S. F. 205-206	xCapron*	A. T. & S. F. 106
xBengal*	St. L. & S. F. 201	Carbon*	M. K. & T. 56
xBennington*	St. L. & S. F. 210	Carleton*	St. L. & S. F. 207
xBernice*	M. O. & G. 34	xCarmen*	K. C. M. & O. 27
xBerwyn*	G. C. & S. F. 80	"	St. L. & S. F. 208
xBeulah*	St. L. & S. F. 207	xCarnegie*	C. R. I. & P. 191
<i>Bestin.</i>	C. R. I. & P. 195	xCarney*	M. K. & T. 55
xBig Cabin*	M. K. & T. 53	Carpenter*	W. F. & N. W. 76
xBig Heart*	Mid Valley 49	xCarrier*	St. L. & S. F. 208
xBillings*	C. R. I. & P. 196	Carson*	M. O. & G. 34
xBinger*	C. R. I. & P. 192	xCarter*	W. F. & N. W. 76
Bismark*	T. O. & E. 4	xCartersville*	Mid. Valley 49
xBixby*	Mid Valley 49	<i>Cartoco.</i>	M. K. & T. 55
Blackland*	Mid Valley 49	xCasey*	St. L. & S. F. 208
xBlackwell*	A. T. & S. F. 94-99	xCashion*	A. T. & S. F. † 98
"	St. L. & S. F. 207	"	C. R. I. & P. † 195
xBlair*	K. C. M. & O. 27	xCastle*	Fl. S. & W. 169
xBlanchard*	A. T. & S. F. 104		

Railway Stations in Oklahoma—Con'd.

TOWNS	RAILWAYS Table No.	TOWNS	RAILWAYS Table No.
<i>Caston</i>	St. L. & S. F. 201	x <i>Dewar</i>	M. O. & G. 9B-9C-34-35
x <i>Catale</i>	St. L. & S. F. 204	“	Ft. S. & W. 169
<i>Cathay</i>	M. K. & T. 53	x <i>Dewey</i>	A. T. & S. F. 100
x <i>Catoosa</i>	St. L. & S. F. 204	“	M. K. & T. 55
x <i>Cement</i>	St. L. & S. F. 204	<i>Dickson</i>	C. R. I. & P. 186
x <i>Centrahoma</i>	M. K. & T. 54	x <i>Dill City</i>	K. C. M. & O. 27
x <i>Chandler</i>	St. L. & S. F. † 204-206	<i>Dodge</i>	St. L. & S. F. 202
“	C. R. I. & P. † 195	<i>Donovan</i>	M. O. & G. 34
x <i>Chattanooga</i>	C. R. I. & P. 193	x <i>Dougherty</i>	G. C. & S. F. 80
x <i>Checotah</i>	M. K. & T. 53	<i>Douglass</i>	A. T. & S. F. 102
x <i>Chelsea</i>	St. L. & S. F. 204	x <i>Dover</i>	C. R. I. & P. 185
x <i>Cherokee</i>	K. C. M. & O. 27	<i>Doxey</i>	C. R. I. & P. 186
“	A. T. & S. F. 102	x <i>Driftwood</i>	C. R. I. & P. 190
x <i>Chickasha</i>	C. R. I. & P. † 185-191-194	<i>Drumb</i>	M. K. & T. 56
“	St. L. & S. F. 204	x <i>Drummond</i>	St. L. & S. F. 207
“	A. T. & S. F. † 104	x <i>Drumright</i>	O. F. & S. F. 105A
<i>Chillocco</i>	A. T. & S. F. 92-95	<i>Dudley</i>	C. R. I. & P. 195
<i>Chockie</i>	M. K. & T. 53	x <i>Duke</i>	W. F. & N. W. 77
x <i>Choctaw</i>	C. R. I. & P. 186	x <i>Duncan</i>	C. R. I. & P. 185
x <i>Choteau</i>	M. K. & T. 53	<i>Dunlap</i>	W. F. & N. W. 76
<i>Christie</i>	St. L. & S. F. 209	x <i>Durant</i>	M. K. & T. † 53
x <i>Claremore</i>	St. L. I. M. & S. 13	“	St. L. & S. F. † 210
“	St. L. & S. F. 204	“	M. O. & G. 34
x <i>Clarita</i>	M. O. & G. 34	<i>Durdy</i>	W. F. 9A
<i>Clayton</i>	St. L. & S. F. 201	<i>Durwood</i>	C. R. I. & P. † 187
<i>Clearview</i>	Ft. S. & W. 169	“	St. L. & S. F. † 210
x <i>Cleo</i>	C. R. I. & P. 189	x <i>Dustin</i>	Ft. S. & W. 169
x <i>Cleora</i>	M. O. & G. 34	“	M. O. & G. 34
x <i>Cleveland</i>	M. K. & T. 55	<i>Dustin Jct</i>	M. O. & G. 34
x <i>Clinton</i>	K. C. M. & O. 27	<i>Dutcher</i>	St. L. El. R. & W. . . . 169
“	C. R. I. & P. † 186	x <i>Eagle City</i>	St. L. & S. F. 207
“	St. L. & S. F. † 207	x <i>Earlsboro</i>	C. R. I. & P. 186
“	C. & O. W. 6	<i>Eddy</i>	St. L. & S. F. 207
<i>Clyde</i>	A. T. & S. F. 94	x <i>Edmond</i>	A. T. & S. F. 92-102
<i>Coal Creek</i>	Ft. S. & W. † 169	“	Okl. Ry. 1
“	K. C. So. † 31	x <i>Eldorado</i>	St. L. & S. F. 204
x <i>Coalgate</i>	M. K. & T. 54	x <i>Elgin</i>	St. L. & S. F. 204
“	C. R. I. & P. 198	x <i>Elk City</i>	C. R. I. & P. 186
<i>Coalton</i>	M. O. & G. 9B-9C	“	W. F. & N. W. 76
<i>Cody</i>	A. T. & S. F. 96	<i>Elliott</i>	St. L. I. M. & S. 13
x <i>Colbert</i>	M. K. & T. 53	x <i>Elmer</i>	K. C. M. & O. 28
x <i>Coleman</i>	M. O. & G. 34	x <i>El Reno</i>	C. R. I. & P. 185-186
x <i>Collinsville</i>	A. T. & S. F. 100	“	St. L. El. R. & W. . . . 169
x <i>Comanche</i>	C. R. I. & P. 185	“	Okl. Ry. 1
<i>Conley</i>	A. T. & S. F. 104	<i>Emsey</i>	C. R. I. & P. 195
x <i>Copan</i>	A. T. & S. F. 100	x <i>Enid</i>	C. R. I. & P. 185-192-196
x <i>Cordell</i>	St. L. & S. F. 207	“	St. L. & S. F. 207-208
<i>Cottingham</i>	A. T. & S. F. 93	“	A. T. & S. F. 102
<i>Council</i>	C. R. I. & P. 186	x <i>Erick</i>	C. R. I. & P. 186
x <i>Council Hill</i>	M. O. & G. 34	x <i>Eufaula</i>	M. K. & T. 53
x <i>Covington</i>	St. L. & S. F. 208	<i>Ewing</i>	K. C. M. & O. 27
x <i>Coweta</i>	M. K. & T. 57	x <i>Fairfax</i>	A. T. & S. F. 95
x <i>Coyle</i>	A. T. & S. F. 93	x <i>Fairland</i>	St. L. & S. F. 204
<i>Craig</i>	C. R. I. & P. 187	“	M. O. & G. 34
<i>Creekola</i>	St. L. & S. F. 209	x <i>Fairmont</i>	A. T. & S. F. 102
“	M. O. & G. 34	“	St. L. & S. F. 208
x <i>Crescent</i>	A. T. & S. F. 102	x <i>Fairview</i>	K. C. M. & O. 27
<i>Creta</i>	St. L. & S. F. 204	x <i>Fallis</i>	M. K. & T. 55-57-58
<i>Cropper</i>	C. R. I. & P. 196	“	Ft. S. & W. 169
<i>Crossan</i>	M. K. & T. 54	x <i>Fargo</i>	A. T. & S. F. 106
x <i>Crowder</i>	Ft. S. & W. 169	x <i>Faxon</i>	C. R. I. & P. 193
“	M. K. & T. 53	x <i>Fay</i>	St. L. & S. F. 207
x <i>Curtis</i>	A. T. & S. F. 106	x <i>Featherston</i>	Ft. S. & W. 169
x <i>Cushing</i>	A. T. & S. F. 95-96	x <i>Ferguson</i>	C. R. I. & P. 189
“	M. K. & T. 55-57	“	C. R. I. & P. 187
“	O. F. & S. F. 105	<i>Fimple</i>	W. F. & N. W. 76
x <i>Custer City</i>	St. L. & S. F. † 207	<i>Fisher</i>	St. L. & S. F. 208
“	K. C. M. & O. † 27	<i>Fisk</i>	St. L. & S. F. 208
x <i>Cyril</i>	St. L. & S. F. 204	x <i>Fitzhugh</i>	St. L. & S. F. 205
“	“	x <i>Fletcher</i>	St. L. & S. F. 204
<i>Dacoma</i>	St. L. & S. F. 208	<i>Foley</i>	K. C. M. & O. 27
<i>Dale</i>	C. R. I. & P. 186	<i>Folsom</i>	St. L. & S. F. 201
<i>Darrow</i>	St. L. & S. F. † 207	x <i>Foraker</i>	Mid. Valley 49
“	C. R. I. & P. † 189	x <i>Forgan</i>	W. F. & N. W. 76
x <i>Davenport</i>	St. L. & S. F. 204	x <i>Fort Cobb</i>	C. R. I. & P. 191
“	A. T. & S. F. 95	x <i>Fort Gibson</i>	St. L. I. M. & S. 13
x <i>Davidson</i>	St. L. & S. F. 207	“	St. L. & S. F. 209
x <i>Davis</i>	G. C. & S. F. † 80	x <i>Fort Reno</i>	C. R. I. & P. 186
“	A. T. & S. F. † 103	x <i>Fort Sill</i>	C. R. I. & P. † 192
x <i>Dawson</i>	St. L. & S. F. 204	“	St. L. & S. F. † 204
x <i>Deer Creek</i>	A. T. & S. F. 94	x <i>Fort Towson</i>	St. L. & S. F. 210
<i>Degnan</i>	M. K. & T. 56	x <i>Foss</i>	C. R. I. & P. 186
x <i>Delaware</i>	St. L. I. M. & S. 13	x <i>Francis</i>	St. L. & S. F. 205
x <i>Depew</i>	St. L. & S. F. 204	<i>Frankfort</i>	Mid. Valley 49
<i>Devol</i>	W. F. & N. W. 76		

Railway Stations in Oklahoma—Cont'd.

TOWNS	RAILWAYS Table No.	TOWNS	RAILWAYS Table No.
xFrederick*	St. L. & S. F. 207	xHoldenville*	C. R. I. & P. † 186
"	W. F. & N. W. 76	"	St. L. & S. F. † 205
Frey	O. F. & S. F. 105A	xHollis*	W. F. & N. W. 77
Frisco*	A. T. & S. F. 104	xHollister*	W. F. & N. W. 76
Frisco Jct.	C. R. I. & P. 187	xHomestead*	C. R. I. & P. 189
Frost	C. R. I. & P. 195	xHominy*	M. K. & T. 55
		xHooker*	C. R. I. & P. 199
xGage*	A. T. & S. F. 106	Hopeton*	St. L. & S. F. 208
xGans*	K. C. So. 31	Hotulke	M. K. & T. 54
Gansel	St. L. & S. F. 208	xHowe*	C. R. I. & P. † 186
xGarber*	C. R. I. & P. 196	"	K. C. S. † 31
xGarvin*	St. L. & S. F. 210	Hughes*	C. R. I. & P. 186
xGate*	W. F. & N. W. 76	xHugo*	St. L. & S. F. 201-210
xGeary*	C. R. I. & P. 186-189-192	xHulbert*	St. L. & S. F. 209
xGeronimo*	C. R. I. & P. 192	Humphreys*	W. F. & N. W. 76
Gibbon*	A. T. & S. F. 94	xHunter*	St. L. & S. F. 207
xGibson (Ft. Gibson P. O.)*	M. K. & T. 53	Huntley	C. R. I. & P. 192
xGlencee*	A. T. & S. F. 95	Hunts	M. K. & T. 55
xGlen Pool*	Mid Valley 50	xHydro*	C. R. I. & P. 186
Golden	T. O. & E. 4	Iconium*	C. R. I. & P. 195
xGoitry*	St. L. & S. F. 208	xIdabel*	St. L. & S. F. 210
Goodland	St. L. & S. F. 201	xIndiabama*	St. L. & S. F. 204
Goodnight*	A. T. & S. F. 93	xIndianaola*	Ft. S. & W. 169
xGoodwell*	C. R. I. & P. 199	xIngersoll*	C. R. I. & P. 189-190
Goodwin*	A. T. & S. F. 106	xInola*	St. L. I. M. & S. 13
xGore*	St. L. I. M. & S. 13	Iroquois	A. T. & S. F. 95
xGould*	W. F. & N. W. 77	Irvin	Ft. S. & W. 169
xGotebo*	C. R. I. & P. 191	Isabella*	C. R. I. & P. 192
xGracemont*	C. R. I. & P. 192	Ituna	A. T. & S. F. 102
xGrandfield*	W. F. & N. W. 76		
xGrainola*	Mid Valley 49	xJefferson*	C. R. I. & P. 185
xGranite*	C. R. I. & P. 191	xJenks*	Mid Valley 49-50
xGreenfield*	St. L. & S. F. 201	xJennings*	M. K. & T. 55-57
Greenfield Jct.	C. R. I. & P. 189-192	"	St. L. & S. F. 208
xGreenwood Jct.	C. R. I. & P. 189-192	"	O. F. & S. F. 105
xGrove*	St. L. I. M. & S. 13	xJet*	A. T. & S. F. 102
xGuthrie*	St. L. & S. F. 202	Jobs	A. T. & S. F. 95
"	A. T. & S. F. † 92-93-98-102	Jonah	St. L. & S. F. 208
"	C. R. I. & P. 195	xJones*	St. L. & S. F. 204
"	M. K. & T. † 55-57-58	xKaw City*	A. T. & S. F. 95
"	Ft. S. & W. † 169	xKeefeton*	Mid Valley 49
"	St. L. El. R. & W. † 169	Kellond	St. L. & S. F. 201
xGuymon*	C. R. I. & P. 199	xKellyville*	St. L. & S. F. 204
		xKemp City*	M. O. & G. 34
xHaileyville*	C. R. I. & P. 186-187	xKendrick*	A. T. & S. F. 95
xHallett*	M. K. & T. 55	xKenefick*	M. O. & G. 34
"	St. L. & S. F. 208	xKeota*	Mid Valley 49
Hamden	St. L. & S. F. 201	Kerfoot*	C. R. I. & P. 185
xHammon*	W. F. & N. W. 76	xKetchum*	M. O. & G. 34
"	C. & O. W. 6	xKeystone	St. L. & S. F. 208
Hammon Jct.	C. & O. W. 6	Kiamichi*	St. L. & S. F. 201
xHanna*	Ft. S. & W. 169	xKiefer*	St. L. & S. F. 205-206
xHanson*	St. L. I. M. & S. 13	Kiersey	St. L. & S. F. 210
xHardy*	Mid Valley 49	xKildare*	A. T. & S. F. 92
Harjo	M. K. & T. 54	xKingfisher*	C. R. I. & P. 185-195
xHarrah*	C. R. I. & P. 186	xKingston*	St. L. & S. F. 205
xHartsborne*	C. R. I. & P. 186	Kinlock	St. L. & S. F. 210
xHaskell*	Mid Valley 49	xKinta*	Ft. S. & W. 169
xHastings*	C. R. I. & P. 192	xKiowa*	M. K. & T. 53
xHaworth*	St. L. & S. F. 210	Kline	W. F. & N. W. 76
Hayward	St. L. & S. F. 208	xKnowles*	W. F. & N. W. 76
Haywood*	C. R. I. & P. 186	Komalty*	C. R. I. & P. 191
Hazel	M. K. & T. 54	xKonawa*	M. K. & T. 54
xHeadrick*	St. L. & S. F. 204	Kosoma*	St. L. & S. F. 201
xHeavener*	K. C. So. 31	xKrebs*	C. R. I. & P. 186
xHelena*	St. L. & S. F. 208	"	M. K. & T. 56
Heman*	A. T. & S. F. 106	xKremlin*	C. R. I. & P. 185
xHennessy*	C. R. I. & P. 185	Kusa*	M. O. & G. 9B-9C-34
xHenryetta*	St. L. & S. F. 205		
"	M. O. & G. 9B-9C-34-35	xLahoma*	C. R. I. & P. 192
"	Ft. S. & W. 169	xLamar*	M. O. & G. 34
Herring	C. & O. W. 6	Lamberson	St. L. & S. F. 201
Hester	W. F. & N. W. 76	Lambert*	C. R. I. & P. 189
xHickory*	St. L. & S. F. 205	xLamont*	St. L. & S. F. 207
Hightower	St. L. & S. F. 204	xLaverne*	W. F. & N. W. 76
xHillsdale*	A. T. & S. F. 102	Laverty	St. L. & S. F. 204
xHinton*	C. R. I. & P. 192	Lawrie	A. T. & S. F. 92
xHitchcock*	C. R. I. & P. 192	xLawton*	C. R. I. & P. 192-193
xHitchita*	M. O. & G. 34	"	St. L. & S. F. 204
xHobart*	C. R. I. & P. 191	xLeedey*	W. F. & N. W. 76
"	St. L. & S. F. 207	Lefebvre	Mid Valley 49
Hocker	W. F. & N. W. 76	Leflore	St. L. & S. F. 201
xHoffman*	M. O. & G. 34	xLehigh*	M. K. & T. 54
		"	C. R. I. & P. 198
		"	A. T. & S. F. 104

Railway Stations in Oklahoma—Con'd.

TOWNS	RAILWAYS Table No.	TOWNS	RAILWAYS Table No.
Lela*	St. L. & S. F. 208	xMountain Park*	St. L. & S. F. 207
Leliaetta	M. K. & T. 53	xMountain View*	C. R. I. & P. 191
xLenapah*	St. L. I. M. & S. 13	Mudge	A. T. & S. F. 102
xLeonard*	Mid. Valley 49	xMuldrow*	St. L. I. M. & S. 13
Lequire	Ft. S. & W. 169	xMulhall*	A. T. & S. F. 92
Lewisville	Ft. S. & W. 169	Murphy*	M. O. & G. 34
xLincolnville	M. O. & G. 34	xMuskegee*	M. K. & T. 53-57
xLindsay*	A. T. & S. F. 97	"	St. L. & S. F. 206-209
Little Sandy	C. R. I. & P. 194	"	Mid. Valley 49
xLockridge*	K. C. M. & O. 27	"	M. O. & G. 34-35
xLocust Grove*	St. L. El. R. & W. 169	"	Ft. S. & W. 169
xLone Grove*	M. O. & G. 34	xMustang*	St. L. & S. F. 204
xLone Wolf*	O. N. M. & P. 172	Myers	Mid. Valley 49
"	C. R. I. & P. 191	Narcissa*	St. L. & S. F. 203
xLongdale*	K. C. M. & O. 27	xNardin	A. T. & S. F. 94
xLookeba*	K. C. M. & O. 27	xNash*(Grant Co.)	A. T. & S. F. 102
xLoveland*	C. R. I. & P. 192	Nash	
xLovell	W. F. & N. W. 76	(Muskegee Co.)	W. F. 9A
Lowe	A. T. & S. F. 102	xNavina*	A. T. & S. F. 98
xLucien*	C. R. I. & P. 195	"	St. L. El. R. & W. 169
Lucile	St. L. & S. F. 208	"	C. R. I. & P. 195
xLugert*	C. R. I. & P. 194	xNelagony*	M. K. & T. 55
xLula*	K. C. M. & O. 27	"	Mid. Valley 49
xLuther*	M. O. & G. 34	xNewalla*	M. K. & T. 54
"	St. L. & S. F. 204	xNewkirk*	A. T. & S. F. 92-95
"	M. K. & T. 55	Nichols	Mid. Valley 49
xMcAlester*	M. K. & T. 53-56	xNinnekah*	C. R. I. & P. 185
"	C. R. I. & P. 186	Nixon	A. T. & S. F. 104
McClure	C. & O. W. 6	xNoble*	A. T. & S. F. 92
xMcComb*	A. T. & S. F. 95	Nobscot.	K. C. M. & O. 27
xMcCurtain*	Ft. S. & W. 169	Noel	A. T. & S. F. 106
McKey*	St. L. I. M. & S. 13	xNorfolk	A. T. & S. F. 96
xMcLoud*	C. R. I. & P. 186	"	M. K. & T. 55
McQueen*	W. F. & N. W. 77	xNorge*	St. L. & S. F. 204
McWillie	St. L. & S. F. 208	xNorman*	A. T. & S. F. 92
xMadill*	St. L. & S. F. 205-210	"	Okla. Ry. 1
xManchester*	A. T. & S. F. 94	xNorth Coalgate*	C. R. I. & P. 187-198
xMangum*	C. R. I. & P. 191	North Enid*	C. R. I. & P. 185-196
"	W. F. & N. W. 76	North Jennings	St. L. & S. F. 208
xManitou*	St. L. & S. F. 207	North McAlester*	M. K. & T. 53-56
xMannford*	St. L. & S. F. 208	xNorth Muskogee*	M. O. & G. 34
xMannsville*	C. R. I. & P. 187	Noten	M. K. & T. 54
xMaramee*	A. T. & S. F. 96	xNowata*	St. L. I. M. & S. 13
xMarble City*	K. C. So. 31	Numa*	A. T. & S. F. 94
xMarietta*	G. C. & S. F. 80	Oak Hill	T. O. & E. 4
Marion	M. K. & T. 54	xOakwood*	K. C. M. & O. 27
xMarlow*	C. R. I. & P. 185	xOchelata*	A. T. & S. F. 100
xMarshall*	A. T. & S. F. 102	Odetta*	St. L. & S. F. 204
xMartha*	W. F. & N. W. 76	Ogechee	St. L. & S. F. 204
Massey*	Ft. S. & W. 169	Oilton*	O. F. & S. F. 105
Matoaka	A. T. & S. F. 100	xOkarche*	C. R. I. & P. 185
xMaud*	M. K. & T. 54	xOkeene*	St. L. & S. F. 207
xMay*	W. F. & N. W. 76	"	C. R. I. & P. 192
xMaysville*	A. T. & S. F. 97	xOkemah*	Ft. S. & W. 169
xMead*	St. L. & S. F. 210	Okesa*	M. K. & T. 55
xMedford*	A. T. & S. F. 94	xOklahoma City*	A. T. & S. F. 92-102
"	C. R. I. & P. 185	"	C. R. I. & P. 186
xMeeker*	A. T. & S. F. 95	"	M. K. & T. 54-55-57
Meban*	A. T. & S. F. 95	"	Ft. S. & W. 35-169
Melvin	St. L. & S. F. 209	"	St. L. & S. F. 203-204-206
xMeridian*	Ft. S. & W. 169	"	Oklahoma Ry. 1
"	M. K. & T. 58	xOkmulgee*	St. L. & S. F. 205-206-209
Merrick*	C. R. I. & P. 195	O. N.	9B-9C
Mervine	A. T. & S. F. 95	xOktaha*	M. K. & T. 53
xMiami*	St. L. & S. F. 203	xOlney*	C. R. I. & P. 187
"	M. O. & G. 34	xOlustee*	St. L. & S. F. 204
Middleburg*	A. T. & S. F. 104	xOologah*	St. L. I. M. & S. 13
Middleton	St. L. & S. F. 207	xOptima*	C. R. I. & P. 199
Midlothian*	Ft. S. & W. 169	xOrienta*	K. C. M. & O. 27
Midway	M. K. & T. 54	xOrlando*	A. T. & S. F. 92
xMilburn*	C. R. I. & P. 187	Osage	M. K. & T. 55-57
xMill Creek*	St. L. & S. F. 205	Oseuma	St. L. & S. F. 204
xMilton*	Ft. S. & W. 169	Otoe*	A. T. & S. F. 92
xMinco*	C. R. I. & P. 185	Overbrook*	G. C. & S. F. 80
Mocane	W. F. & N. W. 76	xOwasso*	A. T. & S. F. 100
Mohawk	A. T. & S. F. 100	Oven	A. T. & S. F. 100
Moravia	W. F. & N. W. 76	xPaden*	Ft. S. & W. 169
xMoore*	A. T. & S. F. 92	xPage*	K. C. So. 31
xMooreland*	A. T. & S. F. 106	xPanama*	K. C. So. 31
xMoorewood*	W. F. & N. W. 76	"	Mid. Valley 49
xMorris*	St. L. & S. F. 209	Panova	M. K. & T. 54
xMorrison*	St. L. & S. F. 208	Panther	Ft. S. & W. 169
xMounds*	St. L. & S. F. 205	xPaoli*	G. C. & S. F. 80

Railway Stations in Oklahoma—

TOWNS	RAILWAYS Table No.	TOWNS	RAILWAYS Table No.
<i>Parker</i>	C. R. I. & P. 192	Russett*.....	C. R. I. & P. 187
<i>Parkersburg</i>	C. R. I. & P. 186	xRyan*.....	C. R. I. & P. 185
<i>Parley</i>	M. O. & G. 34	xSageyah*.....	St. L. I. M. & S. 13
xPatterson*.....	M. K. & T. 56	xSalina*.....	M. O. & G. 34
xPauls Valley*.....	G. C. & S. F. 80	xSallisaw*.....	K. C. So. 31
".....	A. T. & S. F. 95-97	".....	St. L. I. M. & S. 13
xPawhuska*.....	Mid. Valley 49	xSalt Fork*.....	St. L. & S. F. 207
xPawnee*.....	A. T. & S. F. 95	xSapulpa*.....	St. L. & S. F. 204-205-206
".....	St. L. & S. F. 208	xSasakwa*.....	St. L. & S. F. 205
Payson*.....	A. T. & S. F. 95	<i>Sater</i>	A. T. & S. F. 95
xPeckham*.....	St. L. & S. F. 207	xSawyer*.....	St. L. & S. F. 210
<i>Pemeta</i>	O. F. & S. F. 105	xSayre*.....	C. R. I. & P. 186
<i>Peno</i>	K. C. So. 32	<i>Schlegel</i>	O. F. & S. F. 105
xPensacola*.....	M. O. & G. 34	xSchulter*.....	St. L. & S. F. 205
xPerkins*.....	A. T. & S. F. 93	xSculin*.....	St. L. & S. F. 205
xPerry*.....	A. T. & S. F. 92	<i>Sealy</i>	St. L. & S. F. 205
".....	St. L. & S. F. 208	xSeminole*.....	C. R. I. & P. 186
Phillips*.....	C. R. I. & P. 198	xSentinel*.....	K. C. M. & O. 27
".....	M. K. & T. 54	<i>Sequoyah</i>	St. L. & S. F. 204
xPiedmont*.....	St. L. El R. & W. 169	<i>Sevier</i>	W. F. 9A
<i>Pirtle</i>	St. L. & S. F. 210	xSeward*.....	A. T. & S. F. 92-98-102
xPittsburg*.....	C. R. I. & P. 187	".....	C. R. I. & P. 195
xPlatter*.....	St. L. & S. F. 205	xShady Point*.....	K. C. So. 31
<i>Player</i>	O. F. & S. F. 105	".....	Poteau Valley 33
Pleasant Valley*.....	A. T. & S. F. 93	Shanty.....	St. L. & S. F. 201
<i>Poag</i>	Mid. Valley 50	xSharon*.....	W. F. & N. W. 76
xPocasset*.....	C. R. I. & P. 185	xShawnee*.....	C. R. I. & P. 186-188
xPonca City*.....	A. T. & S. F. 92-94	".....	A. T. & S. F. 95
xPond Creek*.....	C. R. I. & P. 185	".....	M. K. & T. 54
xPorter*.....	M. K. & T. 57	xShattuck*.....	A. T. & S. F. 106
xPorum*.....	Mid. Valley 49	<i>Shea</i>	St. L. & S. F. 208
xPoteau*.....	K. C. So. 31	<i>Shiloh</i>	M. K. & T. 58
".....	St. L. & S. F. 201	".....	Ft. S. & W. 169
".....	Ft. S. P. & W. 145	Simpson*.....	St. L. & S. F. 210
xPrague*.....	Ft. S. & W. 169	xSkedee*.....	A. T. & S. F. 95-96
xPreston*.....	St. L. & S. F. 205	xSkiatook*.....	Mid. Valley 49
Proctor*.....	St. L. & S. F. 209	<i>Smithton</i>	St. L. El R. & W. 169
Provence*.....	C. R. I. & P. 187	xSnyder*.....	St. L. & S. F. 204-207
".....	St. L. & S. F. 210	xSoper*.....	St. L. & S. F. 210
xPrue*.....	M. K. & T. 57	xSouthard*.....	St. L. & S. F. 207
xPryor*.....	M. K. & T. 53	xSparks*.....	A. T. & S. F. 95
xPurcell*.....	A. T. & S. F. 92-104	".....	Ft. S. & W. 169
".....	G. C. & S. F. 80	xSpaulding*.....	St. L. & S. F. 205
Quapaw*.....	St. L. & S. F. 203	xSpencer*.....	St. L. & S. F. 204
Quay*.....	A. T. & S. F. 96	".....	Mid. Valley 49
xQuinlan*.....	A. T. & S. F. 106	xSpiro*.....	K. C. So. 31-32
xQuinton*.....	Ft. S. & W. 169	Stafford*.....	C. & O. W. 6
<i>Ralph</i>	C. & O. W. 6	xStanley*.....	St. L. & S. F. 201
xRalston*.....	A. T. & S. F. 95	xSteedman*.....	M. O. & G. 34
<i>Rambo</i>	A. T. & S. F. 95	".....	Mid. Valley 49
xRamona*.....	A. T. & S. F. 100	xStieger*.....	A. T. & S. F. 95
Randolph*.....	St. L. & S. F. 205	xStillwater*.....	St. L. & S. F. 95
".....	C. R. I. & P. 187	xStillwell*.....	K. C. So. 31
xRavia*.....	St. L. & S. F. 205	Stone Bluff*.....	Mid. Valley 49
<i>Reams</i>	M. K. & T. 53	".....	M. K. & T. 54
xRed Fork*.....	St. L. & S. F. 204	".....	A. T. & S. F. 104
Redland*.....	K. C. So. 31	xStrang*.....	M. O. & G. 34
xRed Oak*.....	C. R. I. & P. 186	xStratford*.....	A. T. & S. F. 104
xRed Rock*.....	A. T. & S. F. 92	xStringtown*.....	M. K. & T. 53
Reeding*.....	C. R. I. & P. 195	Strong City*.....	C. & O. W. 6
<i>Remington</i>	A. T. & S. F. 95	xStroud*.....	St. L. & S. F. 204-206
xRenfrow*.....	C. R. I. & P. 185	xStuart*.....	C. R. I. & P. 186
<i>Rex</i>	St. L. I. M. & S. 13	xSugden*.....	C. R. I. & P. 185
<i>Rice</i>	St. L. & S. F. 204	xSulphur*.....	St. L. & S. F. 205
xRichland*.....	St. L. El R. & W. 169	".....	A. T. & S. F. 103
<i>Richville</i>	M. K. & T. 56	Summit*.....	M. K. & T. 53
xRingling*.....	O. N. M. & P. 172	Summer*.....	St. L. & S. F. 208
xRingwood*.....	C. R. I. & P. 192	<i>Sumpter</i>	A. T. & S. F. 99
xRipley*.....	A. T. & S. F. 93-95	xSupply*.....	W. F. & N. W. 76
Rock Island*.....	Mid. Valley 49	Tabler*.....	A. T. & S. F. 104
xRocky*.....	St. L. & S. F. 207	".....	Mid. Valley 49
xRoff*.....	St. L. & S. F. 205	xTahlequah*.....	St. L. & S. F. 209
<i>Roman Nose</i>	C. R. I. & P. 189	xTalaria*.....	St. L. I. M. & S. 13
Romulus*.....	C. R. I. & P. 188	xTalihina*.....	St. L. & S. F. 201
xRoosevelt*.....	St. L. & S. F. 207	xTangier*.....	A. T. & S. F. 106
xRosedale*.....	A. T. & S. F. 104	<i>Taup</i>	St. L. & S. F. 204
xRosston*.....	W. F. & N. W. 76	xTecumseh*.....	C. R. I. & P. 188
<i>Ross</i>	St. L. I. M. & S. 13	".....	A. T. & S. F. 95
<i>Ross City</i>	M. O. & G. 34	<i>Tecumseh Jct.</i>	C. R. I. & P. 188
xRush Springs*.....	C. R. I. & P. 185	".....	C. R. I. & P. 192
xRusk*.....	C. R. I. & P. 189	xTerton*.....	St. L. & S. F. 208
<i>Ruska</i>	O. F. & S. F. 105	".....	C. R. I. & P. 185
Russell.....	A. T. & S. F. 93	xTerral*.....	C. R. I. & G. 185
		".....	C. R. I. & P. 199
		xTexoma*.....	C. R. I. & P. 186
		xTexola*.....	C. R. I. & P. 186

Railway Stations in Oklahoma—Con'd.

TOWNS	RAILWAYS Table No.	TOWNS	RAILWAYS Table No.
<i>Thackeray</i>	A. T. & S. F. 95	xWardville*	C. R. I. & P. 187
xThackerville*	G. C. & S. F. 80	xWarner*	Mid. Valley 49
xThomas*	St. L. & S. F. 207	“	W. F. 9A
“	K. C. M. & O. 27	xWarwick*	Ft. S. & W.† 169
Thomasville*	K. C. So. 31	“	St. L. & S. F.† 204
Tiawah*	St. L. I. M. & S. 13	xWashington*	A. T. & S. F. 104
xTipton*	W. F. & N. W. 76	Waterloo*	A. T. & S. F. 92-102
xTishomingo*	C. R. I. & P. 187	<i>Watkins</i>	Mid. Valley 50
xTodd*	St. L. & S. F. 204	xWatonga*	C. R. I. & P. 189-192
xTonkawa*	A. T. & S. F. 99	Watova*	St. L. I. M. & S. 13
<i>Traber</i>	M. O. & G. 34	xWaukomis*	C. R. I. & P. 185
xTrail*	W. F. & N. W. 76	xWaurika*	C. R. I. & P. 185-192
xTribbey*	A. T. & S. F. 95	xWayne*	G. C. & S. F. 80
Trousdale*	A. T. & S. F. 95	xWaynoka*	A. T. & S. F.† 106
Troy*	St. L. & S. F. 205	“	St. L. & S. F.† 208
<i>Truar</i>	A. T. & S. F. 104	xWeatherford*	C. R. I. & P. 186
xTryon*	M. K. & T. 55	Webbers Falls*	W. F. 9A
xTulsa*	M. K. & T. 57	Wekiwa*	M. K. & T. 57
“	St. L. & S. F.† 204-208	xWelch*	M. K. & T. 53
“	Mid. Valley 49	xWeleetka*	Ft. S. & W.† 35-169
“	A. T. & S. F.† 100	“	St. L. & S. F.† 205
xTupelo*	A. T. & S. F. 104	xWelling*	St. L. & S. F. 209
“	M. O. & G.† 34	xWellston*	St. L. & S. F. 204
“	M. K. & T.† 54	“	Ft. S. & W. 169
Turley*	Mid. Valley 49	<i>West Ardmore</i>	O. N. M. & P. 172
xTuskahoma*	St. L. & S. F. 201	xWestville*	K. C. So. 31
xTuttle*	St. L. & S. F. 204	“	St. L. & S. F. 209
<i>Tyner</i>	A. T. & S. F. 99	xWetumka*	St. L. & S. F. 205
Tyrola*	M. K. & T. 54	xWewoka*	C. R. I. & P. 186
xTyrono*	C. R. I. & P. 199	xWheatland*	St. L. & S. F. 204
“	“	White Eagle*	A. T. & S. F. 92
xUncas*	A. T. & S. F. 95	xWhite Oak*	St. L. & S. F. 204
xUnion City*	C. R. I. & P. 185	xWilburton*	C. R. I. & P. 186
<i>Ury</i>	M. O. & G. 34	“	M. K. & T. 56
“	“	xWilliams*	Mid. Valley 49
xValliant*	St. L. & S. F.† 210	xWillow*	W. F. & N. W. 76
“	T. O. & E.† 4	<i>Willston</i>	A. T. & S. F. 99
xVanoss*	A. T. & S. F. 104	<i>Wilson</i>	O. N. M. & P. 172
xVera*	A. T. & S. F. 100	<i>Wilzetta</i>	Ft. S. & W. 169
xVerden*	C. R. I. & P. 191	<i>Wirth</i>	M. K. & T. 53
xVerdigris*	St. L. & S. F. 204	xWister*	C. R. I. & P.† 186
Vernon*	Ft. S. & W. 169	“	St. L. & S. F.† 201
xVian*	St. L. I. M. & S. 13	<i>Witcher</i>	M. K. & T. 55
xVici*	W. F. & N. W. 76	<i>Witteville</i>	Ft. S. P. & W. 145
<i>Vickers</i>	St. L. & S. F. 204	xWoodville*	St. L. & S. F. 205
<i>Victory</i>	W. F. & N. W. 77	xWoodward*	A. T. & S. F. 106
<i>Vincennes</i>	A. T. & S. F. 104	“	W. F. & N. W. 76
xVinita*	M. K. & T. 53	<i>Wrights</i>	M. K. & T. 54
“	St. L. & S. F. 204	xWyandotte*	St. L. & S. F. 204
“	“	xWybark*	M. K. & T. 53-57
<i>Wadena</i>	St. L. & S. F. 201	“	M. O. & G. 34
xWagoner*	M. K. & T. 53	xWynnewood*	G. C. & S. F. 80
“	St. L. I. M. & S. 13	xWynona*	M. K. & T. 55
“	M. O. & G. 34	Yahola*	Mid. Valley 49
xWainwright*	M. O. & G. 34	xYale*	M. K. & T. 55
xWakita*	A. T. & S. F. 94	“	A. T. & S. F. 96
<i>Walker</i>	A. T. & S. F. 92	xYeager*	St. L. & S. F. 205
xWalter*	C. R. I. & P. 192	xYewed*	K. C. M. & O. 27
xWanette*	A. T. & S. F. 95	xYonkers*	M. O. & G. 34
xWann*	M. K. & T. 55	<i>Yost</i>	A. T. & S. F. 95
xWapanucka*	C. R. I. & P. 187	xYukon*	C. R. I. & P. 186
“	M. O. & G. 34	“	“

September, 1915

Milton Ham

Order Name of store in

ORIENT

**K. C. M. & O. R. R.
K. C. M. & O. RY. OF TEXAS**

Through Sleeping Car Service

BETWEEN
DALLAS, FT. WORTH, TEXAS
AND

SAN ANGELO, TEXAS

VIA

TEX & PAC RY, SWEETWATER KCM & O RY OF TEX
SHORTEST LINE QUICKEST TIME

Electric Lighted, Drawing Room Sleepers

Westbound	SCHEDULE	Eastbound
7 50 PM	Lv. . . . Dallas Ar	8 25 AM
9 30 PM	Lv. . . . Ft. Worth Ar	6 50 AM
7 15 AM	Ar. . . . Sweetwater Lv	9 30 PM
7 35 AM	Lv. . . . Sweetwater Ar	8 50 PM
10 50 AM	Ar. . . . San Angelo Lv	5 35 PM

Pullman Berth Rates, Lovers \$2.00, Uppers \$1.60
Between San Angelo and Dallas or Ft. Worth

Local Folder Passenger Train Schedules

The right is reserved to vary from the schedules
shown herein without notice to the public

H. C. ORR, General Passenger Agent..... Kansas City, Mo.
A. H. DICKINSON, Superintendent..... Wichita, Kan.

M. P.	C. R. I. & P.	A. T. & S. F.	Kansas City Connections	A. T. & S. F.	C. R. I. & P.	M. P.
9 50PM 7 30AM	10 50PM 7 05AM	10 00PM 5 25AM	Kansas City, Mo. Wichita, Kan.	7 00AM 10 45PM	6 25AM 9 30PM	7 35AM 10 30PM

Read Down		AUGUST 15, 1915		Read Up	
No. 1	Mls.	Schedule	Elev.	Thru Mail & Exp.	No. —
8 25AM	208	WICHITA, KAS.	1315		7 10PM
8 40AM	211	West Wichita	1311		6 55PM
8 50AM	215	Prospect	1330		6 46PM
8 56AM	218	Schulte	1345		6 41PM
9 09AM	224	Cronmel	1387		6 28PM
9 25AM	231	VIOLA	1359		6 13PM
9 35AM	236	Alloway	1400		6 04PM
9 44AM	239	MILTON	1490		5 58PM
9 59AM	247	Hamner	1378		5 41PM
10 07AM	250	Runnymede	1400		5 33PM
10 22AM	257	HARPER	1432		5 20PM
10 32AM	262	Anharp	1434		5 06PM
10 47AM	266	ANTHONY	1356		4 57PM
10 57AM	271	Hunters	1363		4 38PM
11 04AM	275	Ferguson	1340		4 31PM
11 17AM	280	WALDRON	1269		4 21PM
11 27AM	285	Little Sandy, Okla.	1219		4 10PM
11 40AM	290	Byron	1208		3 59PM
12 07PM	300	CHEROKEE	1199		3 36PM
12 20PM	306	Yewed	1270		3 20PM
12 40PM	315	CARMEN	1358		3 02PM
12 53PM	319	ALINE	1309		2 47PM
1 08PM	327	West Cleo	1265		2 31PM
1 15PM	330	Orienta	1262		2 24PM
1 30PM	336	FAIRVIEW	1317		2 10PM
1 50PM	341	FAIRVIEW	1317		1 50PM
2 19PM	348	Longdale	1675		1 25PM
2 35PM	354	Canton	1610		1 09PM
f	360	Leonel	1589		f
3 01PM	365	Oakwood	1854		12 45PM
3 14PM	371	Nobscot	1590		12 28PM
3 32PM	379	THOMAS	1749		12 13PM
3 49PM	386	Foley	1714		11 52AM
3 59PM	388	CUSTER CITY	1800		11 44AM
4 17PM	395	ARAPAHO	1568		11 24AM
4 25PM	399	Ewing	1515		11 16AM
4 32PM	401	CLINTON	1600		11 10AM
f	407	Werning	1589		f
5 05PM	412	Braithwaite	1579		10 35AM
5 27PM	420	Dill City	1850		10 18AM
5 48PM	429	Sentinel	1611		9 55AM
6 00PM	435	Cambridge	1590		9 39AM
6 16PM	441	LONE WOLF	1572		9 25AM
6 33PM	449	Lugert	1540		9 06AM
6 53PM	458	Blair	1460		8 46AM
7 20PM	468	ALTUS	1384		8 20AM
9 00PM	479	ALTUS	1310		8 00AM
9 35PM	481	Elmer	1310		7 30AM
	481	State Line Texas			7 30AM

THROUGH SLEEPING CARS
 BETWEEN ALTUS, OKLAHOMA, AND SAN ANGELO, TEXAS
 Berth Rates: Altus, San Angelo, Lower, \$2.00; Upper, \$1.60.

THROUGH SLEEPING CARS
 BETWEEN SAN ANGELO AND DALLAS, FT. WORTH, TEXAS
 Via T. & P. Ry., Sweetwater, K. C. M. & O. Ry. of Texas
 AMERICAN EXPRESS

EXPLANATION OF SIGNS
 *Daily Passenger xTelegraph Station #Meal Station fFlag Station
 Light Figures A. M. Heavy Figures P. M.
 The company uses every reasonable effort to run its trains according to schedule, but does not guarantee that it will do so, and all tickets are sold subject to such delays as may be caused by the elements or unforeseen circumstances.

N. J. O'BRIEN, V.-Pres. & Gen. Mgr. San Angelo, Texas
E. J. NAYLOR, Gen. Frt. & Pass. Agt. San Angelo, Texas

Read Down		AUGUST 15, 1915		Read Up	
No. 1	Mls.	K. C. M. & O. RY. OF TEXAS	Elev.	No.	
DAILY	481	State Line Texas		DAILY	15AM
9 50PM	483	Round Timber, Tex.	Ar	7 00AM	1386
10 05PM	489	Odell	xLv 1340	5 25AM	1386
10 30PM	498	CHILLICOTHE	xLv 1489	5 05AM	1370
10 45PM	505	CHILLICOTHE	xLv 1370	4 34AM	1456
11 03PM	505	Medicine Mound	xLv 1489	4 12AM	1485
11 32PM	515	Margaret	xLv 1370	3 53AM	1522
11 53PM	521	Crowell	xLv 1456	3 28AM	1530
12 14AM	529	Foard City	xLv 1485	2 53AM	1573
12 40AM	539	Truscott	xLv 1452	2 17AM	1592
1 21AM	551	Benjamin	xLv 1467	2 07AM	1587
1 58AM	563	Knox City	xLv 1530	1 45AM	1592
2 07AM	566	O'Brien	xLv 1573	1 15AM	1687
2 22AM	571	Rochester	xLv 1592	12 45AM	1687
2 48AM	580	Rule	xLv 1687	12 15AM	1720
3 15AM	589	SAGERTON	xLv 1636	11 45PM	1720
3 43AM	598	Pastura	xLv 1664	11 35PM	1786
4 10AM	606	HAMLIN	xLv 1720	11 24PM	1882
4 25AM	610	HAMLIN	Ar	11 12PM	1856
4 37AM	610	Plasterco	xLv 1786	10 42PM	1963
4 49AM	615	McCaulley	xAr 1882	10 11PM	2090
5 03AM	619	Sylvester	xLv 1856	10 05PM	2160
5 23AM	627	Longworth	xAr 1963		
5 54AM	639	Paret	xAr 2090		
6 00AM	641	SWEETWATER	xLv 2160		
7 35AM	641	SWEETWATER	Ar	8 50PM	2175
7 47AM	646	Shaufier	xLv 2175	8 31PM	2330
7 54AM	649	Lake Trammell	Ar	8 24PM	2564
8 01AM	651	Mile "12"	Ar	8 08PM	2100
8 17AM	658	Maryneal	xLv 2564	7 27PM	1960
8 58AM	672	Blackwell	xLv 2100	7 11PM	1893
9 14AM	678	Ft. Chadbourne	xLv 1960	6 52PM	1872
9 33AM	686	Bronte	xLv 1893	6 26PM	1993
9 59AM	696	Tennyson	xLv 1872	6 15PM	1835
10 10AM	701	Wooland	xLv 1993	5 35PM	
10 50AM	718	SAN ANGELO	xLv 1835		
11 10AM	733	SAN ANGELO	Ar	5 15PM	2002
11 45AM	733	Tankersly	xLv 2002	4 37PM	2185
12 15PM	746	Mertzon	xLv 2185	4 03PM	2324
12 40PM	757	Monument	xLv 2324	3 39PM	2548
1 03PM	766	Suggs	Ar	3 16PM	2677
1 21PM	772	Barnhart	xLv 2548	3 00PM	488
2 12PM	791	Big Lake	xLv 2677	2 12PM	12 56PM
2 32PM	815	Big Lake	xAr	12 43PM	2480
3 23PM	815	Flat Rock	Ar	12 18PM	2267
3 36PM	821	Rankin	xLv 2494	11 55AM	2277
4 00PM	833	Hurdle	xLv 2480	11 44AM	2518
4 23PM	845	Eduvera	Ar	11 27AM	2668
4 32PM	850	Girvin	xLv 2267	10 59AM	2951
4 48PM	858	Owego	xLv 2277	10 30AM	3199
5 02PM	865	Baldridge	xLv 2518	10 05AM	3396
5 16PM	871	Guild	xLv 2668	9 39AM	3528
5 40PM	882	FT. STOCKTON	xLv 2951	8 47AM	4058
5 45PM	893	FT. STOCKTON	Ar	8 33AM	4469
6 10PM	893	Belding	xLv 3199	8 10AM	
6 36PM	905	Chancellor	xLv 3396		
7 05PM	918	Hovey	xLv 3528		
7 28PM	920	Leonita	xLv 3848		
7 42PM	935	Titley	xLv 4058		
8 05PM	945	ALPINE	xLv 4469		

Through Pullman Sleepers between San Angelo, Texas, and Altus, Okla., Dallas, Ft. Worth, Texas

THROUGH CONNECTIONS
Via Sweetwater, T. & P. Ry., Texarkana, St. L. I. M. & S. Ry.

Read Down		SCHEDULE		Read Up	
		St. L. I. M. & S.			
8 20PM	Lv.	St. Louis	Ar	7 27AM	
12 15AM	Lv.	Memphis	Ar	5 50AM	
7 55AM	Lv.	Little Rock	Ar	8 10PM	
7 00AM	Lv.	Hot Springs	Ar	10 05PM	
T. & P.					
12 35PM	Lv.	Texarkana	Ar	3 40PM	
1 20PM	Lv.	Shreveport	Ar	3 00PM	
7 50PM	Lv.	Dallas	Ar	8 50AM	
9 30PM	Lv.	Ft. Worth	Ar	6 25AM	
10 58PM	Lv.	Weatherford	Ar	5 27AM	
5 05AM	Lv.	Abilene	Ar	11 12PM	
7 15AM	Ar.	Sweetwater	Lv	9 30PM	
Orient					
7 35AM	Lv.	Sweetwater	Ar	8 50PM	
10 50AM	Ar.	San Angelo	Lv	6 35PM	
5 40PM	Ar.	Ft. Stockton	Lv	10 35AM	
8 05PM	Ar.	Alpine	Lv	8 10AM	

Read Down		K. C. M. & O.		Read Up	
8 25AM	Lv.	Wichita	Ar	7 10PM	
9 00PM	Lv.	Altus	Ar	8 00AM	
10 45PM	Lv.	Chillicothe	Ar	5 25AM	
6 00AM	Ar.	Sweetwater	Lv	10 05PM	
T. & P. Ry.					
7 50PM	7 15AM	Lv.	Sweetwater	Ar	9 30PM
11 58PM	11 30AM	Lv.	Midland	Ar	6 30PM
2 52AM	2 39PM	Ar.	Pecos	Lv	3 28AM
9 45AM	9 35PM	Ar.	El Paso	Lv	6 30AM
So. Pac. Ry.					
6 00PM	10 15PM	Lv.	El Paso	Ar	10 00PM
9 20PM	12 47AM	Ar.	Deming	Lv	7 20PM
3 05AM	5 55AM	Ar.	Benson	Lv	12 30PM
5 00AM	7 42AM	Ar.	Tucson	Lv	10 30AM
	11 15AM	Ar.	Phoenix	Lv	6 00AM
9 20PM	9 45AM	Ar.	Los Angeles	Lv	3 30PM
1 00PM	1 00PM	Ar.	San Francisco	Lv	9 00PM

Southern Pacific Points Via Alpine					
8 25AM	Lv.	Wichita	Ar	7 10PM	
9 00PM	Lv.	Altus	Ar	8 00AM	
11 10AM	Lv.	San Angelo	Ar	6 15PM	
5 45PM	Lv.	Ft. Stockton	Ar	10 30AM	
8 05PM	Ar.	Alpine	Lv	8 10AM	
G. H. & S. A. Ry. West of Alpine					
11 14AM	Lv.	Alpine	Ar	6 45AM	
12 10PM	Lv.	Marfa	Ar	5 53AM	
1 20PM	Ar.	Valentine	Lv	4 48AM	
6 30PM	Ar.	El Paso	Lv	11 30PM	
So. Pac. Ry.					
9 20PM	Ar.	Deming, N. M.	Lv	7 20PM	
3 05AM	Ar.	Benson, Ariz.	Lv	12 30PM	
5 00AM	Ar.	Tucson, Ariz.	Lv	10 30AM	
9 20PM	Ar.	Los Angeles, Cal.	Lv	3 30PM	

Ft. Worth, Etc., Via Chillicothe, Tex., and Ft. W. & D. C. Ry.					
8 25AM	Lv.	Wichita	Ar	7 10PM	
9 00PM	Lv.	Altus	Ar	8 00AM	
10 30PM	Lv.	Chillicothe	Ar	6 35AM	
Ft. W. & D. C. Ry.					
11 50PM	Lv.	Chillicothe	Ar	6 20AM	
6 45AM	Ar.	Ft. Worth	Lv	11 05PM	

DIRECT CONNECTIONS AT WICHITA, KANSAS

Arrive		Depart
5 15AM	ATCHISON, TOPEKA & SANTA FE	
	... Kansas City, Chicago, California, Colorado ...	10 45PM
	... Kansas City, Chicago, California, Colorado ...	12 51nig't
7 05AM	CHICAGO, ROCK ISLAND & PACIFIC	
	... Kansas City, St. Louis, Omaha, Chicago ...	9 30PM
7 05AM	... Kansas City, St. Joseph, St. Louis, Chicago ...	12 45nig't
7 30AM	MISSOURI PACIFIC	
	... California, Colorado, Utah, Nevada ...	10 00PM
7 30AM	... Kansas City, St. Louis, Omaha ...	10 30PM
8 05AM	ST. LOUIS & SAN FRANCISCO	
	... St. Louis, Joplin, Springfield, Mo. ...	7 45PM
	... Birmingham, Ala., Memphis, Tenn. ...	

Winter Tourist Rates

Round Trip Winter Tourist Tickets
from points in Kansas and Oklahoma
at very low rates

will be on sale every day Oct. 15, 1915, to April 30, 1916
with return limit of May 31, 1916
and stopovers at all points enroute

to

Ft. Stockton, Girvin, Owego, San Angelo, Texas
and many other Texas points, including

Austin,	Matagorda,	Texas
Beaumont,	Orange,	"
Brady,	Palacios,	"
Brownsville,	Port Arthur,	"
Collegeport,	Port Lavaca,	"
Corpus Christi,	Port O'Connor,	"
Galveston,	Riveria,	"
Houston,	Rockport,	"
Kerrville,	San Antonio,	"
Llano,	Seadrift,	"

Also to points in

Alabama, Cuba, Florida, Georgia,
Louisiana, Mississippi, South Carolina,
Tennessee

Special Excursion Rates

to

PACIFIC COAST

Daily up to Nov. 30, 1915

\$50.00 Round Trip

to

Los Angeles, San Diego, San Francisco, California

Long Limit, Liberal Stopovers

Diverse routes if desired

Very Low Rates

to Portland, Oregon

Seattle, Spokane, Tacoma, Washington
Etc.

FAST FREIGHT SERVICE

between

Kansas City, Mo.,—Los Angeles,—San Francisco, Cal.
via Orient Ry.,—Alpine, Tex., So. Pac. Ry.

Hours from Kansas City	SCHEDULE	Hours to Kansas City
16'30"	7 30PM Lv... Kansas City, Mo... Ar	3 30AM
10'44"	12 01 noon Lv... Wichita, Kan... Ar	11 30AM
28'10"	3 14PM Ar... Anthony, Kan... Lv	8 12AM
32'30"	11 40PM Ar... Clinton, Okla... Lv	11 40PM
35'05"	4 00AM Ar... Altus, Okla... Lv	7 40PM
45'25"	6 35AM Ar... Chillicothe, Tex... Lv	5 20PM
50'20"	4 55PM Ar... Sweetwater, Tex... Lv	7 45AM
64'15"	9 50PM Ar... San Angelo, Tex... Lv	2 20AM
84 hours	11 45AM Ar... Alpine, Tex... Lv	12 30 noon
148'30"	7 30AM Ar... El Paso, Tex... Lv	5 50PM
202 hours	10 00PM Ar... Los Angeles, Cal... Lv	2 00AM
	3 30AM Ar... San Francisco, Cal... Lv	12 05nig't

For information, literature, etc., address

H. C. ORR, G. P. A., Kansas City, Mo., or the following

ORIENT REPRESENTATIVES

Chicago, Ill.	301 Marquette Building H. E. DICKINSON, General Agent
City of Mexico, Mexico	Avenida del Cinco de Mayo 6 S. W. RIDER, General Agent
Detroit, Mich.	1017 Dime Savings Bank Bldg. C. W. DICKINSON, Commercial Agent
El Paso, Texas	615 Mills Bldg. T. K. PARTRIDGE, Commercial Agent
Ft. Worth, Texas	416 Cotton Exchange S. V. DOOLEY, Commercial Agent
Kansas City, Mo.	U. S. & Mex. Trust Bldg. H. D. DUTTON, Gen. Agt. Pass. Dept. E. S. JACOBS, Gen. Agt. Freight Dept.
Los Angeles, Calif.	315 Grosse Bldg. J. F. WAGGONER, Commercial Agent
Milwaukee, Wis.	713 Majestic Bldg. G. B. ROGERS, Commercial Agent
New York, N. Y.	211 Dun Bldg. W. J. BROWN, Traveling Agent
Pittsburgh, Pa.	622 Park Bldg. A. WALDBAUER, General Agent
St. Louis, Mo.	419 Pierce Bldg. H. C. LEUTERT, General Agent
San Angelo, Texas	E. J. NAYLOR, G. F. & P. A. W. H. HARGROVE, Commercial Agent
San Francisco, Calif.	523-524 Hearst Bldg. J. R. HOLCOMB, General Agent
Wichita, Kan.	811 East Douglas Ave. D. D. DAVIS, General Agent

The Attractive Way East

Via either

New Orleans or Memphis

Louisville & Nashville R. R.

To

Cincinnati, Louisville, Baltimore,
Philadelphia, Washington, New York

Two Trains Daily From Each Gateway

The New York and New Orleans Limited

Leaving New Orleans daily at 9:35 pm. is the only through electric lighted all steel train composed exclusively of Pullman equipment between the above cities. No excess fare. The best Dining Car Service in the Country.

All Sleeping Cars equipped with electric lights, individual berth lights, and electric fans.

H. H. MILNER,

T. P. A., Houston, Tex.

L. N. SIMMS,

T. P. A., Dallas, Tex.

T. H. KINGSLEY,

T. P. A., Dallas, Tex.

N. B. BAIRD, T. P. A., Little Rock, Ark.

OKLAHOMA INTERURBAN LINES

Connecting

OKLAHOMA CITY

With

NORMAN, EDMOND, GUTHRIE,
YUKON, EL RENO

and Intermediate Points

HOURLY SERVICE—QUICK AND CONVENIENT

Baggage Handled on All Trains.

Steam Road connections.

Hourly Electric Interurban Express Service.

See Page 26 for Time Tables



Rooms, \$1.00, \$1.50 and \$2.00.
Meals, 50c, 75c, Sunday Dinner \$1.00.

PLAZA HOTEL, PORT ARTHUR, TEXAS

IF YOU CONTEMPLATE VISITING

Billings, Helena, Butte, Spokane, Portland,
Tacoma, Seattle, or other points in

THE GREAT NORTHWEST

it will pay you to consider the TRAIN SERVICE
and SCENIC ATTRACTIVENESS

of the

NEW GULF-TO-SOUND ROUTE

(Through Scenic Big Horn and Sheep Canyons, Wyoming)

of the

Colorado & Southern-Burlington Route

in connection with

The Fort Worth & Denver City Ry.

Maps and full particulars will be promptly supplied
upon application to

W. F. STERLEY,

Gen'l Frt. & Pass. Agt., F. W. & D. C. Ry.,
FORT WORTH, TEXAS.

QUICK TIME



SOLID TRAINS

AND UNSURPASSED DAILY SERVICE INCLUDING THE

NEW PANAMA LIMITED

ELECTRIC-LIGHTED, ALL-STEEL, NO-EXTRA-FARE SLEEPING CAR TRAIN

New Orleans and Memphis to St. Louis and Chicago

NEW ORLEANS
and MEMPHIS
TO
ST. LOUIS,
EVANSVILLE,
LOUISVILLE,
CINCINNATI,
CHICAGO.

OMAHA and
CHICAGO
TO
MINNEAPOLIS
and ST. PAUL.

ST. LOUIS
TO
CHICAGO,
BIRMINGHAM,
NASHVILLE,
CHATTANOOGA,
JACKSONVILLE.

Direct connection at Memphis, Louisville, Cincinnati, St. Louis and Chicago with through trains for all points North, East and West.

Trains of the Southern Pacific to and from Texas territory use same depot at New Orleans as Illinois Central. No transfer from one station to another.

Particulars of agents of the Illinois Central Railroad and connecting lines.

G. H. BOWER, Gen'l Pass. Agt., Memphis.

W. H. BRILL, Ass't Gen'l Passenger Agent, New Orleans.

F. D. MILLER, Division Passenger Agent, St. Louis.

S. G. HATCH, Pass. Traffic Mgr.

H. J. PHELPS, Gen'l Pass. Agt.