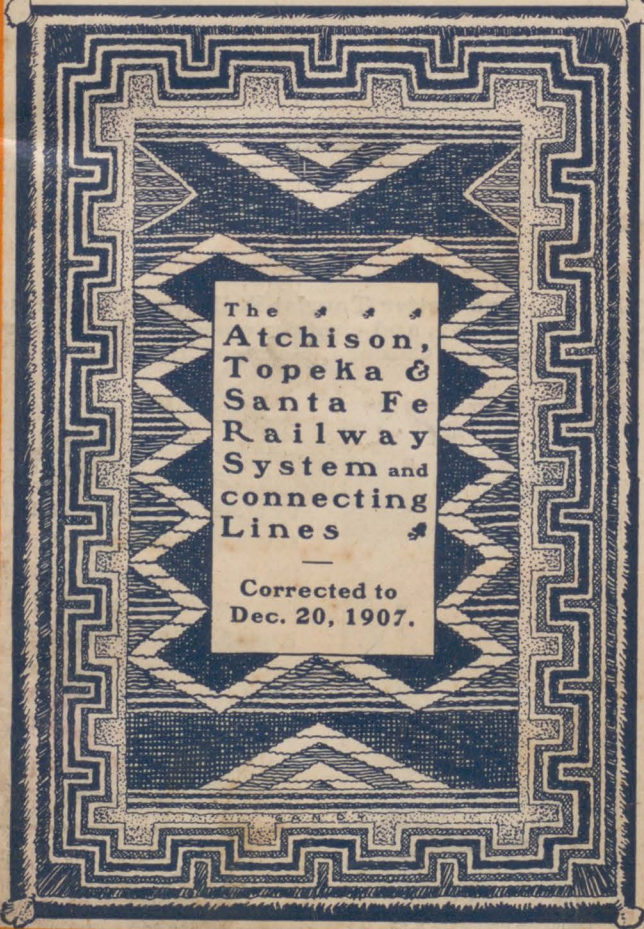




Santa Fe



The
Atchison,
Topeka &
Santa Fe
Railway
System and
connecting
Lines

—
Corrected to
Dec. 20, 1907.

Santa Fe

Santa Fe



Exterior View Modern Pullman Tourist Sleeper on the Santa Fe

California Tourist Sleepers

There are no better Tourist Pullmans than those used on the Santa Fe. They have sixteen sections, are wide-vestibuled, and contain every modern improvement. They are carried on our three daily California trains, between Chicago, Kansas City, Los Angeles, and San Francisco.

Personally conducted excursions are run tri-weekly between Chicago, Kansas City, Los Angeles, San Diego, and San Francisco.

This important feature of our tourist car service is directed by an efficient excursion manager. Patrons are thereby assured advantages not surpassed by any other transcontinental line. It is the duty of excursion conductors to assist inexperienced travelers, ladies without escort, the aged, invalids, etc., as occasion may require. Places of interest en route are also pointed out, and general information given regarding the country traversed. Copies of standard literary periodicals are on file.

All cars are accompanied by Pullman conductors and porters, and their occupants are given particular attention by our employes. For berth reservations apply to Santa Fe representatives.

NOTE—See pages 9 and 10 for additional Tourist Sleeper Service between Boston and Chicago, Minneapolis, St. Paul, and Los Angeles, also St. Louis and Los Angeles.



The Baker Heater and Sink



Ladies Toilet Room

Santa Fe

Santa Fe

Index to Stations on Atchison, Topeka & Santa Fe Railway System.

Table	Table	Table	Table	Table	Table
Abajo, N. M. 2b	Bay City, Tex. 89	Camden, Mo. 1	Corona, Cal. 18	East Ft. Madison, Ill. 1	Gibbs, Mo. 1
Abbyville, Kan. 76	Bay Point, Cal. 65	Cameron, Ill. 1	Cortez, N. M. 9	E. Galesburg, Ill. 1	Gillespie, N. M. 50b
Ablene, Kan. 64, 65	Bazar, Kan. 18	Cameron, Tex. 34	Corwith, Ill. 1	E. Highlands, Cal. 12	Gillis, Cal. 12
Abo, N. M. 50b	Bazine, Kan. 77	Campbell, N. M. 50	Cosnino, Ariz. 9	Edelstein, Ill. 1	Girard, Kan. 54
Acequia, Colo. 2a	Beach, Tex. 88	Canada, Kan. 66	Cota, Ariz. 26	Edgerton, Kan. 46, 49	Gise, N. M. 2b
Ackerland, Kan. 48	Beal, Cal. 9	Canby, Tex. 50	Cottingham, Okla. 28	Edmond, Okla. 28	Gladys, Cal. 12
Acres, Kan. 70	Beard, Tex. 89	Canon City, Colo. 78	Crystal Springs, Kan. 50	Eldorado, Kan. 69	Glazier, Tex. 50
Ada, Kan. 67	Beardsley, Ariz. 24	Cantara, N. M. 50b	Cottonwood Falls, K. 68	Elevation, Tex. 9	Glenn, Ariz. 26
Adamana, Ariz. 9	Beaumont, Tex. 88	Canton, Kan. 66	Courchesne, Tex. 2b	Egln, Kan. 56	Glencoe, Okla. 83
Adams, Kan. 70	Becker, N. M. 50b	Canutillo, Tex. 2b	Courtland, Kan. 64	Egypt, Tex. 39	Glendale, Ariz. 24
Adrian, Kan. 73	Bee Creek Junc., Mo. 43	Canyon City, Tex. 50, 50a	Courtney, Mo. 1	Eldridge, Tex. 38	Glendon, Cal. 9
Agassiz, Ariz. 9	Beeler, Kan. 77	Canyon City, Tex. 50, 50a	Coyville, Kan. 55	Elida, N. M. 50	Glen Flora, Tex. 39
Agency Ford, Mo. 43	Beleville, Kan. 2b, 50b	Canyon Diablo, Ariz. 9	Crabro, Tex. 54	Elizabeth, Kan. 46, 49	Glen Frazier, Cal. 15
Agriculta, Kan. 52	Bellefont, Kan. 2	Capistrano, Cal. 10	Craig, Cal. 12	Elk City, Kan. 49	Glorieta, N. M. 2b
Ajax, Mo. 48	Bellefont, Ariz. 9	Cardenas, N. M. 50b	Craig, Kan. 46, 49	Elk Falls, Kan. 49	Goldard, Kan. 73
Akron, Kan. 69	Belle Plaine, Kan. 75	Cardenas, N. M. 50b	Crane, Kan. 49	Elkins, N. M. 50	Godley, Tex. 40
Alameda, N. M. 2b	Bellevue, Kan. 34, 39	Cardy, Mo. 1	Cravens, La. 88a	Elkton, Kan. 2	Goff, Cal. 9, 23
Alamogordo, N. M. 2b	Belton, Tex. 86	Carlsbad, N. M. 50	Crawford, Tex. 34	Ellinwood, Kan. 2, 66	Golden, Ariz. 24
Alaska, N. M. 77	Belton Junc., Tex. 86	Carlsbad, N. M. 50	Crawford, Tex. 34	Ellison, Mo. 26	Goldthwaite, Tex. 36
Albert, Kan. 77	Belvidere, Kan. 27a, 8	Carlsbad, N. M. 50	Crawford, Tex. 34	Elm Dale, Kan. 2	Gonzales, N. M. 9
Albion, Kan. 50	Bend, Mo. 38a	Carlsbad, N. M. 50	Crawford, Tex. 34	Elmendorf, N. M. 2b	Goodnight, Okla. 38
Albuquerque, N. M. 2b, 9	Benedict, Kan. 49, 55	Carlsbad, N. M. 50	Crawford, Tex. 34	Elmore, Mo. 40	Goodwin, Okla. 50
Alden, Kan. 2	Benedict Jct., Kan. 49, 55	Carlsbad, N. M. 50	Crawford, Tex. 34	Elmore, Colo. 2b	Hurdland, Mo. 1
Aleman, N. M. 2b	Ben Franklin, Tex. 35	Carlsbad, N. M. 50	Crawford, Tex. 34	Elmore, Mo. 40	Hurley, N. M. 7
Alessandro, Cal. 11	Bengal, Cal. 9	Carlsbad, N. M. 50	Crawford, Tex. 34	El Paso, Tex. 2b	Huron, Ariz. 24
Alexander, Kan. 77	Bennette, Tex. 88	Carlsbad, N. M. 50	Crawford, Tex. 34	El Rito, N. M. 9	Huscher, Kan. 64
Algoa, Tex. 34	Bentley, Tex. 86	Carlsbad, N. M. 50	Crawford, Tex. 34	Elsinore, Cal. 11	Husted, Colo. 2a
Alhambra, Ariz. 24	Bentley, Tex. 86	Carlsbad, N. M. 50	Crawford, Tex. 34	Elsinore Junc., Cal. 11	Hutchinson, Kan. 2, 74, 76
Aliso, Cal. 10	Bentley, Tex. 86	Carlsbad, N. M. 50	Crawford, Tex. 34	El Toro, Cal. 10	Hutson, Tex. 50a
Allantown, Ariz. 9	Berino, N. M. 2b, 2b	Carlsbad, N. M. 50	Crawford, Tex. 34	Emporia, Kan. 2, 46, 55, 63	Hyde Park, Cal. 19
Allenfarm, Tex. 88	Berkeley, Cal. 16	Carlsbad, N. M. 50	Crawford, Tex. 34	Emporia, Kan. 2, 46, 55, 63	Hymar, Kan. 54
Alma, Kan. 61	Bernalillo, N. M. 2b	Carlsbad, N. M. 50	Crawford, Tex. 34	Encinitas, Cal. 10	Idea, N. M. 50b
Alta Loma, Tex. 34	Berry, Ariz. 9	Carlsbad, N. M. 50	Crawford, Tex. 34	Encino, N. M. 50b	Idra, N. M. 50b
Alto, Ariz. 24	Berwyn, Okla. 34	Carlsbad, N. M. 50	Crawford, Tex. 34	Engle, N. M. 2b	Independence, Mo. 49, 56, 59
Alva, Okla. 50	Berwyn, Okla. 34	Carlsbad, N. M. 50	Crawford, Tex. 34	Englewood, Kan. 70	Ingalls, Kan. 2
Alvarado, Tex. 95	Big Blue Junc., Mo. 9	Carlsbad, N. M. 50	Crawford, Tex. 34	Enid, Okla. 29, 31, 33	Inglewood, Cal. 19
Alvin, Tex. 34, 37	Billings, N. M. 5	Carlsbad, N. M. 50	Crawford, Tex. 34	Enterprise, Kan. 64	Iowa, Kan. 49, 59
Amabel, Okla. 29	Bissell, Cal. 15	Carlsbad, N. M. 50	Crawford, Tex. 34	Enterprise, Kan. 64	Jacobs, Ariz. 24
Amarillo, Tex. 50, 50a	Bixler, Cal. 15	Carlsbad, N. M. 50	Crawford, Tex. 34	Enterprise, Kan. 64	Jacobs, Ariz. 24
Ambia, Tex. 35	Blackwell, Okla. 28a, 7, 14	Carlsbad, N. M. 50	Crawford, Tex. 34	Enterprise, Kan. 64	Jacobs, Ariz. 24
Amboy, Cal. 9	Blanchard, N. M. 2b	Carlsbad, N. M. 50	Crawford, Tex. 34	Enterprise, Kan. 64	Jacobs, Ariz. 24
Ambrose, Cal. 15	Bliss, Okla. 28	Carlsbad, N. M. 50	Crawford, Tex. 34	Enterprise, Kan. 64	Jacobs, Ariz. 24
Amity, Colo. 2	Bliss, Okla. 28	Carlsbad, N. M. 50	Crawford, Tex. 34	Enterprise, Kan. 64	Jacobs, Ariz. 24
Amy, Kan. 77	Bloom, Colo. 2b	Carlsbad, N. M. 50	Crawford, Tex. 34	Enterprise, Kan. 64	Jacobs, Ariz. 24
Anaheim, Cal. 10	Blossburg, N. M. 6	Carlsbad, N. M. 50	Crawford, Tex. 34	Enterprise, Kan. 64	Jacobs, Ariz. 24
Ancona, Ill. 1, 47	Bluemont, N. M. 9	Carlsbad, N. M. 50	Crawford, Tex. 34	Enterprise, Kan. 64	Jacobs, Ariz. 24
Angell, Ariz. 9	Blum, Tex. 34	Carlsbad, N. M. 50	Crawford, Tex. 34	Enterprise, Kan. 64	Jacobs, Ariz. 24
Angels, Cal. 22	Bobbin, Tex. 88	Carlsbad, N. M. 50	Crawford, Tex. 34	Enterprise, Kan. 64	Jacobs, Ariz. 24
Angola, Cal. 26	Bodega, N. M. 50b	Carlsbad, N. M. 50	Crawford, Tex. 34	Enterprise, Kan. 64	Jacobs, Ariz. 24
Anita, Ariz. 28	Bodega, N. M. 50b	Carlsbad, N. M. 50	Crawford, Tex. 34	Enterprise, Kan. 64	Jacobs, Ariz. 24
Anness, Kan. 9	Bolinas, Okla. 28a	Carlsbad, N. M. 50	Crawford, Tex. 34	Enterprise, Kan. 64	Jacobs, Ariz. 24
Antares, Ariz. 9	Bolinas, Okla. 28a	Carlsbad, N. M. 50	Crawford, Tex. 34	Enterprise, Kan. 64	Jacobs, Ariz. 24
Anthony, Kan. 74	Bolinas, Okla. 28a	Carlsbad, N. M. 50	Crawford, Tex. 34	Enterprise, Kan. 64	Jacobs, Ariz. 24
Antioch, Cal. 15	Bond, N. M. 2b	Carlsbad, N. M. 50	Crawford, Tex. 34	Enterprise, Kan. 64	Jacobs, Ariz. 24
Apex, Ariz. 26	Bonner Springs, Kan. 45	Carlsbad, N. M. 50	Crawford, Tex. 34	Enterprise, Kan. 64	Jacobs, Ariz. 24
Appleton, Ill. 1	Bonus, Tex. 39	Carlsbad, N. M. 50	Crawford, Tex. 34	Enterprise, Kan. 64	Jacobs, Ariz. 24
Arcadia, Tex. 34	Bonwiler, Tex. 38a	Carlsbad, N. M. 50	Crawford, Tex. 34	Enterprise, Kan. 64	Jacobs, Ariz. 24
Arco, Tex. 34	Bonwiler, Tex. 38a	Carlsbad, N. M. 50	Crawford, Tex. 34	Enterprise, Kan. 64	Jacobs, Ariz. 24
Ardmore, Okla. 34	Booth, Tex. 84	Carlsbad, N. M. 50	Crawford, Tex. 34	Enterprise, Kan. 64	Jacobs, Ariz. 24
Argentine, Kan. 2, 49	Booth, Tex. 84	Carlsbad, N. M. 50	Crawford, Tex. 34	Enterprise, Kan. 64	Jacobs, Ariz. 24
Argonia, Kan. 50	Bowen, Mo. 1	Carlsbad, N. M. 50	Crawford, Tex. 34	Enterprise, Kan. 64	Jacobs, Ariz. 24
Argos, Cal. 9	Boudnot, Okla. 81	Carlsbad, N. M. 50	Crawford, Tex. 34	Enterprise, Kan. 64	Jacobs, Ariz. 24
Argyle, Ia. 9	Bouse, Ariz. 9	Carlsbad, N. M. 50	Crawford, Tex. 34	Enterprise, Kan. 64	Jacobs, Ariz. 24
Arroyo, Ariz. 1	Box Springs, Tex. 11	Carlsbad, N. M. 50	Crawford, Tex. 34	Enterprise, Kan. 64	Jacobs, Ariz. 24
Arroyo, Ariz. 1	Bradford, Kan. 61	Carlsbad, N. M. 50	Crawford, Tex. 34	Enterprise, Kan. 64	Jacobs, Ariz. 24
Arroyo, Ariz. 1	Bradford, Kan. 61	Carlsbad, N. M. 50	Crawford, Tex. 34	Enterprise, Kan. 64	Jacobs, Ariz. 24
Arroyo, Ariz. 1	Bradford, Kan. 61	Carlsbad, N. M. 50	Crawford, Tex. 34	Enterprise, Kan. 64	Jacobs, Ariz. 24

Santa Fe Santa Fe

Index to Stations on Atchison, Topeka & Santa Fe Railway System - Continued.

Table listing station names and their corresponding table numbers for the Santa Fe Railway system. Includes stations like Lake Valley, N.M., Lake View, N.M., Lakewood, N.M., etc.

Santa Fe Santa Fe

California Tourist Sleeper Service

Chicago and Kansas City to California

Table showing train schedules from Chicago and Kansas City to California. Columns include STATIONS, 1 Daily, 1-7 Daily, Example By Days, 9-7 Daily, and Example By Days.

NOTE: See next page for personally conducted service.

California to Kansas City and Chicago

Table showing train schedules from California to Kansas City and Chicago. Columns include STATIONS, 8 Daily, Example By Days, 2 Daily, and Example By Days.

NOTE: See next page for personally conducted service.

Boston and Chicago

Table showing train schedules between Boston and Chicago. Columns include WEST, EAST, and specific train routes like B. & M., CENT. VT., and GR'D TRUNK.

St. Louis and California

Daily tourist sleeper service St. Louis to Los Angeles, alternating via the Burlington route, Chicago & Alton Ry., Missouri Pacific Ry., and Wash. R. R., east of Kansas City and Santa Fe System lines west of Kansas City via Albuquerque and Barstow.

Table showing train schedules between St. Louis and California. Columns include WEST, STATIONS, 1 Daily, 2 Daily, and EAST.

Passengers for San Francisco and other California points north of Barstow are transferred en route, either at Kansas City or Needles. Similar service eastbound. Cars leaving St. Louis Tuesdays, Thursdays, and Saturdays are personally conducted west of Kansas City.

The westbound schedule from St. Louis up to March 1, 1903, is as follows: VIA BURLINGTON ROUTE, VIA C. & A. RY., VIA MO. PAC. RY., VIA WABASH R. R.

Synopsis of Personally Conducted Service

Table showing synopsis of personally conducted service. Columns include STATIONS, No. 1, Days, No. 1-7, and Days.

EASTBOUND FROM CALIFORNIA

Table showing eastbound train schedules from California. Columns include STATIONS, No. 8, Days, No. 2, and Days.

* Personally conducted west of Kansas City.

St. Paul, Minneapolis and California

Table showing train schedules between St. Paul, Minneapolis and California. Columns include SOUTH and WEST, CHICAGO GREAT WESTERN and SANTA FE, and EAST and NORTH.

Tourist sleepers leaving Mpls. & St. Paul on Tuesdays run via St. Joseph & Topeka. * Personally conducted west of Kansas City.

G. & N. W.-C., B. & Q.-Santa Fe

Table showing train schedules between G. & N. W.-C., B. & Q.-Santa Fe. Columns include WEST, STATIONS, and EAST.

Santa Fe

PASSENGER DEPARTMENT OFFICIALS AND AGENTS.

Address Officers and Agents named below for information regarding passenger rates, tickets, through car accommodations, checking of baggage, etc. CHICAGO, Railway Exchange. W. J. BLACK, P. T. M. A. T. & S. F. Ry. System. LOS ANGELES, Cal. JNO. J. BYRNE, A.P.T.M.; A.T. & S.F. Ry. System. SAN FRANCISCO, Cal. W. A. BISSELL, A.T.M.; A.T. & S.F. Ry. System. TOPEKA, Kan. H. K. GREGORY, A.G.P.A.; A.T. & S.F. Coast Lines. J. M. CONNELL, Gen'l Pass'r Agt., A.T. & S.F. Ry. E. J. SHAKESHAFT, Asst. Gen'l Pass'r Agt. PAUL P. HASTINGS, G.P. & P.A.; A.T. & S.F. Ry. GALVESTON, Tex. W. S. KEENAN, Gen'l Pass'r Agt. G. C. & S.F. Ry. AMARILLO, Tex. D. L. MEYERS, G. P. A.S.K. Ry. of T., P. V. Line, & E. Ry. of N. M.

Santa Fe

Pullman Sleeping Car Rates.

Table with columns: (As quoted by the Pullman Co., Dec. 26, 1907, and subject to change without notice), BETWEEN, PALACE CAR, Tour Car, Com-partment. Rows list various routes like Chicago and Kansas City, Chicago and Topeka, etc.

Price of a section (lower and upper berth) is double the berth rate. Drawing Room has one full section and a single lower berth, with toilet annex. Compartment has one full section and toilet conveniences. *Parlor car between Los Angeles and San Diego. *Mexican currency. [Applies only to and from Los Angeles.] Holders of through Pullman tickets can obtain stop-overs at Albuquerque, for City of Mexico; Adama and Holbrook, for Petrified Forest, and Williams and Flagstaff, for Grand Canyon, also at Winslow for passengers on No. 3. Reservations may be secured through G. T. Gunnip, 105 Adams St., Chicago; Geo. C. Chambers, 209 No. 7th St., St. Louis; G. W. Hagenbuch, 905 Main St., Kan. City; F. W. Prince, 673 Market St., San Francisco; E. W. McGee, 334 South Spring St., Los Angeles; Max Naumann, 224 Tremont St., Galveston, or any of the other agents named in this folder.

Santa Fe

Equipment of Westbound Trains.

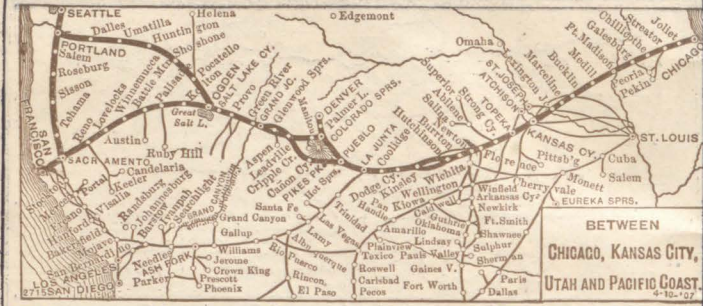
(A) Chicago and Kansas City to Pacific Coast (Grand Canyon Line). No. 3-Daily. (California Limited.) (Electric Lighted throughout.) Pullman drawing-room and compartment sleeper Chicago to San Francisco. Pullman drawing-room sleeper, Chicago to San Diego. Pullman drawing-room sleeper, Winslow to Williams (for Grand Canyon.) Pullman drawing-room sleeper, St. Louis to Kansas City (on connecting train). Pullman drawing-room sleeper Fresno to San Francisco. Pullman observation sleeper Chicago to Los Angeles. Pullman compartment sleeper Chicago to Los Angeles. Buffet smoking car Chicago to Los Angeles. Chair car Barstow to San Francisco. Chair cars, St. Louis to Kansas City, Williams to Grand Canyon (on connecting trains). Cafe-observation car Barstow to Fresno. Dining car Chicago to Los Angeles. No. 9-7-Daily. (California Fast Mail.) Pullman drawing-room sleepers Kansas City to La Junta (for Denver); Chicago to Los Angeles; Albuquerque to San Francisco (through reservations). Pullman drawing-room sleepers St. Louis to Kansas City, Ash Fork to Phoenix (on connecting trains). Tourist sleepers Chicago to San Diego*—via Los Angeles; Albuquerque to San Francisco. Topeka to Los Angeles (from Minneapolis and St. Paul, Tuesdays, via C. G. W. Railway and St. Joseph). Chair cars Chicago to Albuquerque, Albuquerque to San Francisco, and Barstow to Los Angeles. Parlor car Los Angeles to San Diego. Chair cars Williams to Grand Canyon, St. Louis to Kansas City (on connecting trains). Cafe-observation car Chicago to Kansas City. *Leaves Los Angeles 11:55 PM, ar. San Diego 7:00 AM. No. 1-Daily. (Los Angeles Express.) Pullman drawing-room sleeper Chicago to Kansas City (for San Francisco, via No. 7). Pullman drawing-room sleeper Chicago to Los Angeles. Pullman drawing-room sleeper Kansas City to Albuquerque (for El Paso). Pullman drawing-room sleeper Grand Canyon to Los Angeles. Pullman drawing-room sleeper La Junta to Trinidad (from Denver). Pullman drawing-room sleepers St. Louis to Kansas City, Ash Fork to Phoenix, Phoenix to Ash Fork (on connecting trains). Tourist sleepers Chicago and Kansas City to Los Angeles. Tourist sleepers Chicago to Kansas City (for San Francisco via No. 7). Tourist sleepers St. Louis to Los Angeles, alternating via Alton, Burlington, Mo. Pac. and Wash east of Kansas City. Tourist sleeper La Junta to Los Angeles (from Denver). Tourist sleeper Minneapolis and St. Paul to Los Angeles, Fridays (from C. G. W. north of Kansas City). Tourist sleeper Minneapolis to Los Angeles, Sundays (from C. & N. W. and C. B. & Q. north of Kansas City). Chair cars and coaches Chicago to Los Angeles. Chair cars St. Louis to Kansas City, Williams to Grand Canyon (on connecting trains). Parlor car Los Angeles to San Diego. Dining car Marceline to Kansas City. No. 1-7-Daily. (San Francisco Express.) Pullman drawing-room sleeper Chicago to San Francisco; Albuquerque to Los Angeles. Pullman drawing-room sleepers St. Louis to Kansas City, Ash Fork to Phoenix (on connecting trains). Tourist sleepers Chicago to San Francisco and Albuquerque to San Diego.* Chair car and coach Chicago to Kansas City and Kansas City to San Francisco. Chair car Barstow to Los Angeles. Parlor car Los Angeles to San Diego. Chair cars Williams to Grand Canyon, St. Louis to Kansas City (on connecting trains). Dining car Marceline to Kansas City. *Leaves Los Angeles 11:55 PM. Arrives San Diego 7:00 AM. *Leaves Los Angeles 11:55 PM. Arrives San Diego 7:00 AM. (B) Chicago and Kansas City to Colorado, Utah, and Pacific Coast (Ogden Route). No. 5-Daily. (Colorado Express.) (Electric Lighted Chicago to Kansas City.) Pullman drawing-room sleepers Chicago to Kansas City; Chicago to Denver; La Junta to Denver (from Trinidad). Tourist sleeper La Junta to Denver (from Los Angeles). Chair cars Chicago to Denver, Chicago to Ft. Madison. Dining Car Chicago to Kansas City. WEST OF DENVER. Pullman drawing-room and tourist sleepers Denver to San Francisco; Sacramento to Portland. Dining car Denver to San Francisco and Portland. Chair car Denver to Portland, via O. S. L. (on D. & R. G. No. 5). Pullman drawing-room sleeper Denver to Ogden. Tourist sleeper Ogden to San Francisco. Dining car Denver to Ogden (D. & R. G. No. 3). Pullman drawing-room sleeper and diner Colorado Springs to San Francisco; coaches Denver to Ogden; carries only first-class passengers west of Ogden (on D. & R. G. No. 1). Pullman drawing-room sleeper and chair car Denver to Grand Juno. Observation car Denver to Ogden. Tourist sleeper Denver to Grand Juno. (Thurs. and Fri.) Same equipment west of Grand Juno. as D. & R. G. No. 5 (via C. M. No. 5). No. 9-609-1-Daily. (Colorado Flyer.) For equipment see No. 9-609-1, table F. No. 1-7-607-Daily. (Denver Express.) Equipment Chicago to Kansas City, see No. 1, table A. Pullman drawing-room and tourist sleepers Kansas City to La Junta (for San Francisco). Pullman drawing-room sleeper La Junta to Denver. Chair car Kansas City to La Junta and Coach La Junta to Denver. For time of trains see page 19. (C) Chicago and Kansas City to Oklahoma and Texas. No. 9-17-Daily. (Texas Fast Mail.) For equipment of No. 9, Chicago to Kansas City, see train 9-7, table A. Pullman drawing-room sleepers Kansas City to City of Mexico via Milano, San Antonio, and Laredo; Kansas City to Newton (to Wichita via 527); Newton to Oklahoma City (from 115); Cleburne to Beaumont (from St. Louis); Cleburne to Galveston and San Antonio (from St. Louis); Fort Worth to Galveston. Tourist sleeper Fort Worth to Temple (for San Angelo). Chair cars Kansas City to San Antonio; Cleburne to Houston and Galveston. Coaches Kansas City to Cleburne. No. 5-405-5-Daily. (Texas Express.) Pullman drawing-room sleepers Chicago to Kansas City; Kansas City to Cleburne. Tourist sleeper Chicago to Newton 1st and 3d Tuesdays (for Roswell). Tourist sleeper Lometa to San Angelo. Chair cars Chicago to Kansas City; Kansas City to Galveston. Coaches Newton to Temple. Dining car Chicago to Kansas City. No. 115-17-Daily. (New State Express.) Pullman drawing-room sleeper Kansas City to Newton (for Oklahoma City). Chair car and Coach Kansas City to Newton. For time of trains see page 21. For Equipment Newton to Galveston see No. 9-17, Table G.

Santa Fe

Equipment of Westbound Trains.

(D) Chicago, Kansas City, and Denver to Mexico (El Paso Route). No. 1-9-Daily. (Mexico Express.) Equipment No. 1, Chicago to Albuquerque (see table A). Pullman drawing-room sleeper Albuquerque to El Paso; El Paso to City of Mexico (on connecting trains); Albuquerque to Rincon (for Deming.) Chair cars Albuquerque to El Paso. No. 9-Daily. (Mexico Fast Mail.) Equipment of No. 9, Chicago to Albuquerque, see table A. Equipment south of Albuquerque, see train 1-9 above. For time of trains see page 22. (E) Texas to Utah and Pacific Coast (Ogden Route). No. 18-9-609-1-Daily. (Colorado Flyer.) For equipment Texas to Newton see train 18-8, table A. Newton to Colorado see train 9-609-1, table F. Colorado to Utah, etc., see table B. No. 6-406-5-Daily. (Colorado Express.) Pullman drawing-room sleepers Cleburne to Newton. Chair cars Galveston to Newton. Coaches Temple to Newton. For equipment Newton to Denver see No. 5, table B. For time of trains see page 23. (F) Chicago and Kansas City to Colorado. No. 9-609-1-Daily. (Colorado Flyer.) Pullman drawing-room sleeper Kansas City to Denver; Chicago to La Junta (for Los Angeles). Tourist sleeper Chicago to La Junta (for San Diego via Los Angeles). Chair cars Chicago to La Junta; La Junta to Pueblo. Coach Pueblo to Denver. Cafe-observation car Chicago to Kansas City; Pueblo to Denver. No. 5-Daily. (Colorado Express.) (Electric Lighted Chicago to Kansas City.) Pullman drawing-room sleepers Chicago to Kansas City; Chicago to Denver; La Junta to Denver (from Trinidad). Tourist sleeper La Junta to Denver (from Los Angeles). Chair cars Chicago to Ft. Madison and Denver. Dining car Chicago to Kansas City. No. 1-7-607-Daily. (Denver Express.) For equipment Chicago to La Junta see train 1-table A. Pullman drawing-room sleeper La Junta to Denver. Coach La Junta to Denver. For time of trains see page 20. (G) Chicago and St. Louis to Texas and Mexico (Laredo Route). No. 9-17-Daily. (Texas Fast Mail.) For equipment Chicago to Kansas City see train 9-7, table A. Pullman drawing-room sleepers Kansas City to City of Mexico via San Antonio; Cleburne to Galveston and San Antonio (from St. Louis); Ft. Worth to Galveston; St. Louis to Beaumont via Paris and Dallas. Tourist sleeper Ft. Worth to Temple (for San Angelo). Chair cars Kansas City and St. Louis to San Antonio; San Antonio to Mexico City; Cleburne to Houston and Galveston. Coaches Kansas City to Cleburne. No. 5-405-5-Daily. (Texas Express.) For equipment Chicago to Milano see train 5-405-5, table C. Pullman drawing-room sleepers and chair cars Milano to San Antonio. For time of trains see page 23. (H) Texas and Oklahoma to California (Grand Canyon Line). No. 6-406-3-Daily. (California Limited.) Pullman drawing-room sleepers Cleburne to Newton. Chair car Galveston to Newton; coach Temple to Newton. For equipment Newton to California see No. 3, table A. No. 6-406-7-Daily. (San Francisco Express.) For equipment to Newton see No. 6-406-3 above. Newton to California see No. 1-7, table A. No. 18-9-7-Daily. (California Fast Mail.) For equipment Galveston to Newton see 18-3, table N. Newton to California see 9-7, table A. For time of trains see page 21. (I) Colorado to California (Grand Canyon Line). No. 602-3-Daily. (California Limited.) Pullman drawing-room sleeper Denver to La Junta. Chair car Denver to La Junta. Coach Denver to La Junta. For equipment beyond La Junta see train 3, table A. No. 6-1-Daily. (Los Angeles Express.) Pullman drawing-room sleeper Denver to Trinidad, and La Junta to Los Angeles (through reservations); Ash Fork to Phoenix; Phoenix to Ash Fork (on connecting train). Tourist sleeper Denver to Los Angeles. Tourist sleepers and chair cars La Junta to Los Angeles. Chair car Denver to La Junta. Parlor car Los Angeles to San Diego. No. 6-7-Daily. (San Francisco Express.) Pullman drawing-room sleeper Denver to La Junta; La Junta to Los Angeles; Albuquerque to San Francisco (through reservations); Ash Fork to Phoenix (on connecting train). Tourist sleepers La Junta to San Francisco (through reservations). Chair cars Denver to La Junta; La Junta to San Fran. Parlor car Los Ang. to San Diego. No. 608-9-7 (California Fast Mail.) Pullman drawing-room sleeper Denver to La Junta. Coach Denver to La Junta. For equipment La Junta to California, see train 9-7, table A. For time of trains see page 25. (J) St. Louis to Texas (via Paris). No. 5-68-17-Daily. (Texas Limited.) Pullman drawing-room sleepers St. Louis to Houston and Galveston. Pullman drawing-room sleepers St. Louis to San Antonio. Pullman drawing-room St. Louis to Beaumont via Paris and Dallas. Tourist sleeper Ft. Worth to Temple (for San Angelo). Chair cars St. Louis to Houston and Galveston; Cleburne to San Antonio. No. 1-64-Daily. (Texas Mail.) Pullman observation sleeper, chair car, and coaches St. Louis to Dallas. No. 66-5-Daily. Chair car and coach Cleburne to Galveston. For time of trains see page 26.

Santa Fe



Chicago, Kansas City, Utah, and Pacific Coast. (Ogden Route.) WEST.

Mis	STATIONS	9-609-1 Daily	Example Daily Service	5 Daily	Example Daily Service	1-7-607 Daily	Example Daily Service
0	Lv Chicago	9.00 AM	Sunday	6.00 PM	Sunday	10.00 PM	Sunday
237	" Ft. Madison	2.35 PM	"	1.00 AM	Monday	4.25 AM	Monday
458	Ar Kansas City	8.50 PM	"	9.35 AM	"	11.00 AM	"
458	Lv Kansas City	9.00 PM	"	"	"	2.35 PM	"
525	" Topeka	10.40 PM	"	11.25 AM	"	"	"
586	" Emporia	12.10 AM	Monday	"	"	6.20 PM	"
660	" Newton	2.05 AM	"	4.10 PM	"	8.30 PM	"
693	" Hutchinson	2.55 AM	"	6.35 PM	"	9.35 PM	"
827	Lv Dodge City	5.00 AM	"	8.50 PM	Tuesday	1.00 AM	Tuesday
1029	Ar La Junta	3.00 AM	"	12.20 PM	"	7.45 AM	"
1093	" Pueblo	12.20 PM	"	8.00 AM	"	11.35 AM	"
1138	" Colorado Springs	1.55 PM	"	6.35 AM	"	11.35 AM	"
1160	" Palmer Lake	2.50 PM	"	7.50 AM	"	12.37 PM	"
1212	Ar Denver	4.15 PM	"	9.30 AM	"	2.20 PM	"

WEST. Denver & Rio Grande R.R. EAST.

5 Daily	1 Daily	3 Daily	STATIONS	6 Daily	4 Daily	2 Daily
8.00 AM	9.00 AM	7.00 PM	Lv Denver	Ar	1.00 PM	10.30 PM
10.25 AM	1.35 PM	9.45 PM	" Colo. Springs	Ar	10.40 AM	7.45 PM
12.25 PM	1.35 PM	11.05 PM	" Pueblo	Ar	8.40 AM	6.00 PM
6.50 PM	8.25 PM	5.35 AM	Ar Leadville	Lv	2.44 AM	12.17 PM
10.15 PM	12.15 AM	9.18 AM	" Glenwood	"	10.39 PM	8.24 AM
1.20 AM	3.20 AM	12.15 PM	" Grand Junction	"	7.35 PM	5.35 AM
12.50 PM	3.20 PM	11.50 AM	" Salt Lake City	"	8.10 AM	6.50 PM
2.00 PM	4.50 PM	1.05 AM	Ar Ogden	Lv	7.00 AM	5.45 PM
			Ar Butte	Lv	6.00 PM	
			Ar Helena	"	8.35 AM	
			Ar Tacoma	"	1.20 PM	
			Ar Portland	"	8.15 PM	
			Ar Seattle	Lv	11.15 AM	10.20 PM
			Ar Sacramento	Lv	11.35 PM	1.15 PM
			Ar S. Francisco	Lv	8.00 PM	7.30 AM

WEST. Colorado Midland Ry. EAST.

5 Daily	11 Daily	3 Daily	STATIONS	4 Daily	6 Daily	8 Daily
9.30 AM	4.00 PM	7.30 PM	Lv Denver	Ar	9.45 PM	8.00 AM
10.25 AM	6.00 PM	6.20 PM	Lv Pueblo	Ar	11.40 PM	7.55 AM
12.01 PM	8.45 PM	10.00 PM	Lv Colorado Springs	Ar	7.00 PM	5.30 AM
7.30 PM	9.45 PM	"	Ar Cripple Creek	Lv	"	10.25 AM
10.30 PM	5.15 AM	"	Ar Leadville	"	12.55 PM	11.20 PM
1.30 AM	9.00 AM	"	Ar Glenwood	"	8.35 PM	6.55 PM
	11.55 AM	"	Ar Grand Junction	Lv	5.45 AM	4.00 PM

Same time west of Grand Junction as shown in D. & R. G. table above.

WEST. Colo. Springs & Cripple Creek District Ry. EAST.

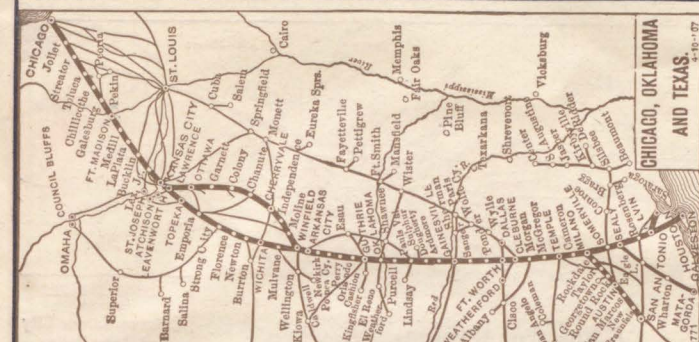
4 Daily	Mis	STATIONS	3 Daily
8.00 AM	Lv	Denver	Ar 8.30 PM
5.10 AM	"	Pueblo	Ar 7.55 PM
10.20 AM	0	Colorado Springs	Ar 6.05 PM
12.47 PM	41.8	Independence	Lv 3.42 PM
12.59 PM	44.8	Victor	Lv 3.51 PM
1.20 PM	49.9	Cripple Creek	Lv 3.10 PM

Atchison, Topeka & Santa Fe Railway. EAST.

Mis	STATIONS	608-8 Daily	Exam. Daily Serv.	6 Daily	Exam. Daily Serv.	602-2 Daily	Exam. Daily Serv.
0	Lv Denver	3.50 AM	Sun.	7.45 PM	Sun.	3.45 PM	Sun.
52	" Palmer Lake	6.35 AM	"	9.43 PM	"	6.30 PM	"
74	" Colo. Springs	6.40 AM	"	10.30 PM	"	6.37 PM	"
119	" Pueblo	8.00 AM	"	11.45 PM	"	8.05 PM	"
183	" La Junta	10.30 AM	"	"	"	10.40 PM	"
235	" Lamar	12.12 PM	"	"	"	"	"
263	" Holly	1.05 PM	"	"	"	12.05 AM	Mon.
283	Lv Syracuse	2.15 PM	"	4.10 AM	"	1.25 AM	"
335	Ar Garden City	3.45 PM	"	5.22 AM	"	2.51 AM	"
385	" Dodge City	5.07 PM	"	6.40 AM	"	4.15 AM	"
421	" Kinsley	6.50 PM	"	8.55 AM	"	6.22 AM	"
468	" Great Bend	8.50 PM	"	10.00 AM	"	8.22 AM	"
519	" Hutchinson	10.40 PM	"	11.25 AM	"	8.40 AM	Mon.
539	" Burrton	11.15 PM	"	11.47 AM	"	9.28 AM	"
552	" Newton	12.01 AM	Mon.	12.25 PM	"	10.00 AM	"
581	" Florence	1.08 AM	"	1.48 PM	"	11.00 AM	"
626	" Emporia	2.30 AM	"	3.05 PM	"	12.05 PM	"
653	" Osage City	4.30 AM	"	5.55 PM	"	1.12 PM	"
687	Ar Topeka	4.30 AM	"	4.55 PM	"	2.15 PM	"
687	Lv Topeka	7.15 AM	"	5.00 PM	"	5.00 PM	"
737	Ar Atchison	9.00 AM	"	7.00 PM	"	7.00 PM	"
758	Ar St. Joseph	9.55 AM	"	7.45 PM	"	7.45 PM	"
713	Ar Lawrence	5.23 AM	"	5.37 PM	"	3.10 PM	"
754	Ar Kansas City	6.40 AM	"	6.55 PM	"	4.30 PM	"
754	Lv Kansas City	7.30 AM	"	7.30 PM	"	6.00 PM	"
796	Ar Lexington Junct.	9.00 AM	"	9.11 PM	"	6.47 PM	"
821	" Carrollton	9.40 AM	"	9.54 PM	"	7.36 PM	"
860	" Marcelline	10.42 AM	"	11.00 PM	"	8.45 PM	"
975	" Ft. Madison	2.05 PM	"	2.07 PM	"	12.18 AM	Tues.
1030	" Galesburg	3.37 PM	"	3.37 PM	"	4.30 AM	"
1118	" Streator	6.05 PM	"	6.25 AM	"	6.03 AM	"
1171	" Joliet	7.30 PM	"	7.55 AM	"	6.03 AM	"
1212	Ar Chicago	8.47 PM	"	9.15 AM	"	7.21 AM	"

For west bound equipment, see table B, page 13, east bound see table M, page 10

Santa Fe



Chicago, Kansas City, Oklahoma, and Texas. WEST and SOUTH.

Mis	STATIONS	9-17 Daily	115-17 Daily	Exam. Dly Service	6-406-6 Daily	Exam. Dly Service
0	Lv Chicago	9.00 AM	Santa Fe	9.00 AM	6.00 PM	Sunday
237	" Ft. Madison	2.35 PM	"	2.35 PM	1.00 AM	Monday
458	Ar Kansas City	8.50 PM	"	8.50 PM	8.30 AM	"
458	Lv Kansas City	9.35 PM	"	11.05 PM	9.35 AM	"
525	" Topeka	11.55 PM	"	"	11.30 AM	"
586	" Emporia	2.10 AM	Monday	2.35 AM	1.45 PM	"
660	" Newton	4.50 AM	"	4.50 AM	4.10 PM	"
686	" Wichita	6.50 AM	"	6.50 AM	6.10 PM	"
725	Ar So. Winfield	9.50 AM	"	7.10 AM	6.40 PM	"
0	Lv Kansas City	9.50 PM	"	7.10 AM	6.45 PM	Monday
58	" Ottawa	12.15 AM	"	7.40 AM	7.25 PM	"
166	" Independence	4.05 AM	"	7.40 AM	11.01 PM	"
248	Ar So. Winfield	7.05 AM	"	7.21 PM	7.25 PM	"
725	Lv So. Winfield	7.10 AM	"	7.40 AM	11.01 PM	"
737	Ar Arkansas City	7.40 AM	"	7.40 AM	12.25 AM	Tuesday
827	" Guthrie	11.05 AM	"	11.05 AM	1.45 AM	"
858	" Oklahoma City	12.20 PM	"	12.20 PM	1.45 AM	"
892	" Purcell	1.30 PM	"	1.30 PM	2.50 AM	"
914	" Pauls Valley	2.35 PM	"	2.35 PM	3.50 AM	"
1064	" Ft. Worth	3.55 PM	"	3.55 PM	4.50 AM	"
1092	" Cleburne	4.55 PM	"	4.55 PM	5.50 AM	"
1191	Ar Temple	1.00 AM	"	1.00 AM	12.45 PM	Tuesday
1248	Ar Lampasas	6.40 AM	"	6.40 AM	7.10 PM	"
1419	Ar San Angelo	2.10 PM	"	2.10 PM	2.45 PM	Wednesday
1285	Ar Milano	2.32 AM	"	2.32 AM	2.50 AM	Tuesday
1305	Ar Austin	I. & G. N.	"	6.40 AM	7.32 PM	"
1384	" San Antonio	"	"	9.50 AM	10.30 PM	"
1537	" Laredo	"	"	4.40 PM	"	"
1704	" Monterey	Nat. of Mex.	"	12.10 AM	"	Wednesday
2012	" San Luis Potosi	"	"	2.15 PM	"	"
2339	Ar Mexico City	"	"	6.30 AM	"	Thursday
1268	Ar Somerville	Santa Fe	"	3.44 AM	3.52 PM	Tuesday
1441	Ar Beaumont	"	"	12.59 PM	"	"
1284	Ar Brenham	"	"	4.15 AM	4.30 PM	Tuesday
1405	" Houston	"	"	7.20 AM	9.05 PM	"
1410	Ar Galveston	"	"	9.10 AM	9.25 PM	"

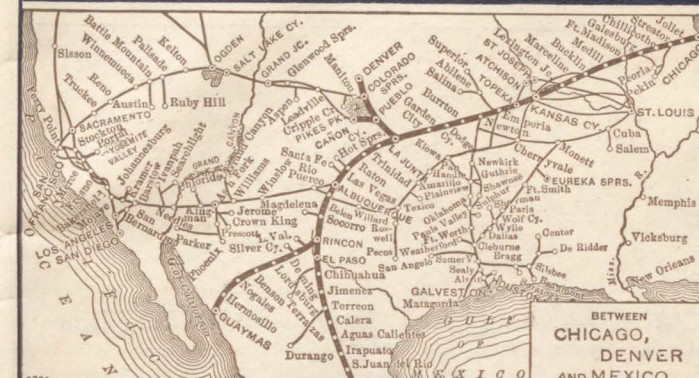
For equipment, see table C, page 13.

NORTH and EAST.

Mis	STATIONS	18-8 Daily	Example Daily Service	6-406-6 Daily	Example Daily Service
0	Lv Galveston	Santa Fe	7.30 PM	Sunday	7.30 AM
94	" Houston	"	9.23 PM	"	7.35 AM
94	Lv Sealy	"	11.06 PM	"	10.45 AM
142	Lv Beaumont	"	4.30 PM	"	"
142	Lv Somerville	"	12.32 AM	Monday	12.45 PM
0	Lv Mexico City	Nat. of Mex.	8.15 PM	Friday	"
327	" San Luis Potosi	"	9.45 AM	Saturday	"
451	" Monterey	"	10.30 PM	"	"
802	" Laredo	I. & G. N.	7.40 AM	Sunday	"
955	Lv San Antonio	"	8.30 PM	"	4.00 AM
175	Lv Milano	Santa Fe	1.40 AM	Monday	1.55 PM
0	Lv San Angelo	"	2.15 PM	Sunday	"
171	Lv Lampasas	"	9.30 PM	"	9.45 AM
219	Lv Temple	"	3.10 AM	Monday	"
318	" Cleburne	"	7.00 AM	"	7.30 PM
346	" Ft. Worth	"	8.20 AM	"	9.00 PM
412	" Gainesville	"	11.30 AM	"	11.15 PM
451	" Ardmore	"	1.55 PM	"	12.45 AM
518	" Purcell	"	2.55 PM	"	3.35 AM
552	" Oklahoma City	"	5.50 PM	"	4.35 AM
583	" Guthrie	"	4.50 PM	"	5.40 AM
673	" Arkansas City	"	8.20 PM	"	9.05 AM
685	Ar So. Winfield	"	8.50 PM	"	9.30 AM
685	Lv So. Winfield	"	8.55 PM	"	"
724	" Wichita	"	11.10 PM	Tuesday	"
750	" Newton	"	4.55 AM	"	"
875	" Ottawa	"	7.00 AM	"	"
983	Ar Kansas City	"	"	"	"
685	Lv So. Winfield	"	8.50 PM	Monday	9.30 AM
724	" Wichita	"	10.15 PM	"	11.10 AM
750	" Newton	"	11.10 PM	"	12.15 PM
852	Ar Kansas City	"	8.20 AM	Tuesday	8.55 PM
952	Lv Kansas City	"	7.30 AM	"	7.30 PM
1410	Ar Chicago	"	8.47 PM	"	9.15 AM

For equipment, see table N, page 15.

Santa Fe

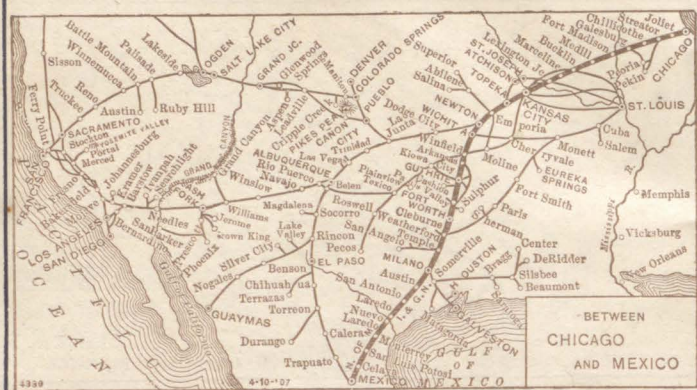


Chicago, Kansas City, Denver, and Mexico. WEST and SOUTH.

Mis	STATIONS	9-17 Daily	Example Daily Service	9 Daily	Example Daily Service
0	Lv Chicago	Santa Fe	10.00 PM	Sunday	9.00 AM
237	" Ft. Madison	"	4.25 AM	Monday	2.35 PM
458	Ar Kansas City	"	11.00 AM	"	8.50 PM
458	Lv Kansas City	"	11.30 AM	"	9.00 PM
586	" Emporia	"	3.40 PM	"	12.10 AM
660	" Newton	"	5.45 PM	"	2.05 AM
827	Lv Dodge City	"	10.20 PM	"	6.00 AM
0	Lv Denver				

Visit the Grand Canyon of Arizona. A Railroad to the Rim.

Santa Fe



Chicago, St. Louis, Texas and Mexico. WEST and SOUTH.

Miles	STATIONS	9-17 Daily	By Days	5-605-6 Daily	Example Daily Service
0	Lv Chicago Santa Fe	9:00 AM	Su, Mo, Tu, We, Th, Fr, Sa	6:00 PM	Sunday
458	Ar Kansas City	8:50 PM		8:30 AM	Monday
458	Lv Kansas City	9:35 PM		9:35 AM	
586	" Emporia	2:10 AM	Mo, Tu, We, Th, Fr, Sa, Su	1:45 PM	
660	" Newton	4:50 AM		4:10 PM	
626	" Wichita	5:50 AM		5:10 PM	
737	Ar So. Winfield	7:10 AM		7:25 PM	
897	" Arkansas City	7:40 AM		7:25 PM	
858	" Guthrie	11:05 AM		11:01 PM	
912	" Oklahoma City	12:20 PM		12:25 AM	Tues'dy
984	" Purcell	1:30 PM		1:45 AM	
914	" Pauls Valley	2:35 PM		2:50 AM	
1094	" Gainesville	5:45 PM		6:40 AM	
1094	Ar Ft. Worth	8:30 PM		7:50 AM	
0	Lv St. Louis Frisco Lines	8:10 PM	Su, Mo, Tu, We, Th, Fr, Sa, Su	9:02 AM	Sunday
239	" Springfield	3:22 AM		5:55 PM	Monday
585	" Paris Santa Fe	3:45 PM		9:45 AM	Tues'dy
683	" Dallas	3:00 PM		7:10 AM	
737	Ar Cleburne	10:05 PM		9:20 AM	
1092	Lv Cleburne Santa Fe	10:20 PM		9:30 AM	
1191	Ar Temple	1:00 AM	Tu, We, Th, Fr, Sa, Su, Mo	12:45 PM	
1235	" Milano	2:32 AM		2:45 PM	
1305	" Austin I. & G. N.	6:40 AM		7:32 PM	
1334	" San Antonio	9:50 AM		10:30 PM	
1537	" Laredo	4:40 PM		4:40 PM	
1607	" Lampazos Nt. of Mx.	8:35 PM		8:35 PM	
1704	" Monterey	12:10 AM	We, Th, Fr, Sa, Su, Mo, Tu	4:40 AM	
1770	" Saltillo	4:40 AM		4:40 AM	
1794	" Carneros	6:30 AM		6:30 AM	
1904	" Catorce	10:27 AM		10:27 AM	
2012	" San Luis Potosi	2:15 PM		2:15 PM	
2143	" Gonzales	8:25 PM		8:25 PM	
2379	" Carrasco	3:40 AM	Th, Fr, Sa, Su, Mo, Tu, We	6:30 AM	
2399	Ar Mexico City	6:30 AM		6:30 AM	

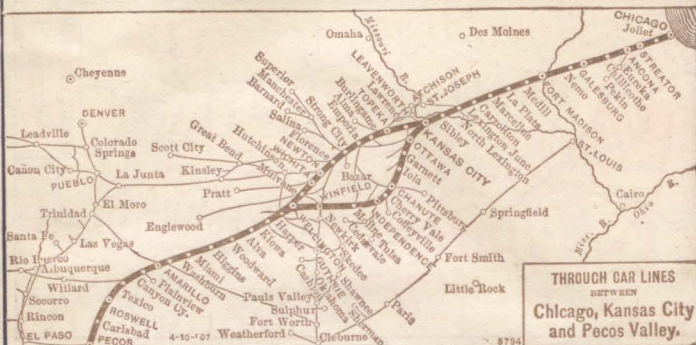
For equipment, see table G, page 14.

NORTH and EAST.

Miles	STATIONS	18-8 Daily	By Days	202-2 Exam Daily Serv.	202-6 Exam Daily Serv.	528-204-8 Exam Daily Serv.	528-18-8 Exam Daily Serv.
0	Lv Mexico City Nat. of Mex.	8:15 PM	Sun, Mon, Tues, Wed, Thu, Fri, Sat, Sun	11:50 PM	11:50 PM	11:50 PM	11:50 PM
157	" La Griega	2:25 AM	Mon, Tues, Wed, Thu, Fri, Sat, Sun	5:22 PM	5:22 PM	5:22 PM	5:22 PM
196	" Gonzales	4:15 AM		6:24 PM	6:24 PM	6:24 PM	6:24 PM
327	" San Luis Potosi	9:45 AM		4:00 AM	4:00 AM	4:00 AM	4:00 AM
435	" Catorce	1:29 PM		5:55 AM	5:55 AM	5:55 AM	5:55 AM
569	" Saltillo	7:10 PM		7:00 AM	7:00 AM	7:00 AM	7:00 AM
635	" Monterey	10:50 PM		10:30 AM	10:30 AM	10:30 AM	10:30 AM
733	" Lampazos	3:25 AM	Tues, Wed, Thu, Fri, Sat, Sun, Mon	12:40 PM	12:40 PM	12:40 PM	12:40 PM
802	" Laredo I. & G. N.	7:40 AM		4:00 PM	4:00 PM	4:00 PM	4:00 PM
955	" San Antonio	8:30 PM		4:45 PM	4:45 PM	4:45 PM	4:45 PM
1094	" Austin	11:30 PM		5:15 PM	5:15 PM	5:15 PM	5:15 PM
1104	" Milano Santa Fe	1:40 AM	Wed, Thu, Fri, Sat, Sun, Mon, Tues	5:45 PM	5:45 PM	5:45 PM	5:45 PM
1148	" Temple	3:10 AM		6:25 PM	6:25 PM	6:25 PM	6:25 PM
1247	Ar Cleburne	6:15 AM		11:30 PM	11:30 PM	11:30 PM	11:30 PM
0	Lv Cleburne	6:35 AM		1:35 AM	1:35 AM	1:35 AM	1:35 AM
54	Ar Dallas	8:45 AM		7:10 AM	7:10 AM	7:10 AM	7:10 AM
153	Lv Paris Frisco	12:40 AM	Thu, Fri, Sat, Sun, Mon, Tues, Wed	7:40 AM	7:40 AM	7:40 AM	7:40 AM
498	Ar Springfield	7:55 AM		9:05 AM	9:05 AM	9:05 AM	9:05 AM
737	Ar St. Louis	7:55 AM		10:10 AM	10:10 AM	10:10 AM	10:10 AM
1275	Lv Ft. Worth Santa Fe	8:20 AM	Wed, Thu, Fri, Sat, Sun, Mon, Tues	12:30 PM	12:30 PM	12:30 PM	12:30 PM
1341	" Gainesville	10:30 AM		2:25 PM	2:25 PM	2:25 PM	2:25 PM
1389	" Ardmore	11:55 AM		4:30 PM	4:30 PM	4:30 PM	4:30 PM
1447	" Purcell	2:45 PM					
1481	" Oklahoma City	3:50 PM					
1512	" Guthrie	4:50 PM					
1614	" So. Winfield	8:50 PM					
1633	" Wichita	10:30 PM					
1679	" Newton	11:30 PM					
1758	" Emporia	2:00 AM	Thu, Fri, Sat, Sun, Mon, Tues, Wed				
1881	Ar Kansas City	6:20 AM					
1881	Lv Kansas City	7:30 AM					
2399	Ar Chicago	8:47 PM					

For equipment, see table R, page 16.

Santa Fe



Chicago, Panhandle and Pecos Valley. WEST and SOUTH.

Miles	STATIONS	5-601-201 Exam Daily Serv.	5-201 Daily	Exam Daily Serv.	9-17-527 Daily	Exam Daily Serv.	9-203-527 Exam Daily Serv.
0	Lv Chicago Santa Fe	6:00 Sun.	6:00 Sun.	9:00 Sun.	9:00 Sun.	9:00 Sun.	9:00 Sun.
458	Ar Kansas City	8:30 Mon.	8:30 Mon.	8:50 Mon.	8:50 Mon.	8:50 Mon.	8:50 Mon.
458	Lv Kansas City	9:35 Mon.	9:35 Mon.	11:55 Mon.	11:55 Mon.	11:55 Mon.	11:55 Mon.
525	" Topeka	11:30 Mon.	11:30 Mon.	4:23 Mon.	4:23 Mon.	4:23 Mon.	4:23 Mon.
586	" Emporia	3:50 Mon.	3:50 Mon.	5:45 Mon.	5:45 Mon.	5:45 Mon.	5:45 Mon.
660	Ar Newton	6:45 Mon.	6:45 Mon.	6:25 Mon.	6:25 Mon.	6:25 Mon.	6:25 Mon.
660	Lv Newton	8:10 Mon.	8:10 Mon.	10:25 Mon.	10:25 Mon.	10:25 Mon.	10:25 Mon.
686	Ar Wichita						
720	Ar Wellington						
458	Lv Kan. City Santa Fe			8:45 Mon.	9:50 Sun.	9:50 Sun.	9:50 Sun.
516	" Ottawa			11:00 Mon.	12:15 Sun.	12:15 Sun.	12:15 Sun.
624	" Independence			3:10 Mon.	4:05 Mon.	4:05 Mon.	4:05 Mon.
706	" So. Winfield			6:40 Mon.	7:10 Mon.	7:10 Mon.	7:10 Mon.
728	Ar Wellington			7:50 Mon.			
728	Lv Wellington			8:35 Mon.	10:45 Mon.	10:45 Mon.	10:45 Mon.
728	" Kiowa			11:08 Mon.	2:15 Mon.	2:15 Mon.	2:15 Mon.
870	Ar Woodward			2:40 Tue.	6:05 Mon.	6:05 Mon.	6:05 Mon.
915	" Higgins, S. K. of T.			6:10 Tue.			
942	" Canadian			7:30 Tue.			
1013	" Panhandle			11:55 Tue.			
1029	" Washburn			12:45 Tue.			
1044	Ar Amarillo			1:25 Tue.			
1044	Lv Amarillo G.C. Ry			2:20 Tue.			
1061	Ar Canyon City			3:05 Tue.			
1090	" Hereford			4:25 Tue.			
1138	" Texico			6:40 Tue.			
1160	" Portales			6:47 Tue.			
1195	" Kenna			7:57 Tue.			
1250	" Roswell			9:45 Tue.			
1273	" Hagerman			10:50 Tue.			
1325	" Carlsbad			10:50 Wed.			
1338	" Loving			8:28 Wed.			
1342	" Malaga			8:41 Wed.			
1873	" Orla			11:07 Wed.			
1414	Ar Pecos			11:05 Wed.			

For equipment, see table K, page 15.

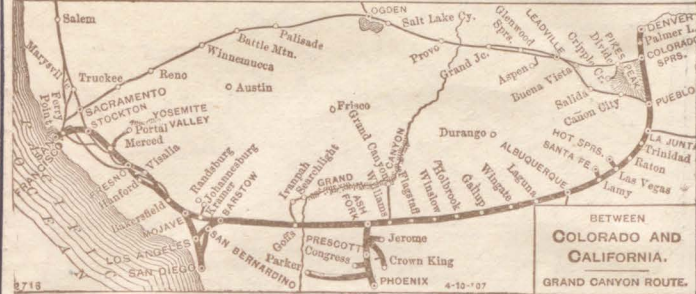
NORTH and EAST.

Miles	STATIONS	202-2 Exam Daily Serv.	202-6 Exam Daily Serv.	528-204-8 Exam Daily Serv.	528-18-8 Exam Daily Serv.
0	Lv Pecos E. Ry. of N.M.	11:50 PM	11:50 PM	11:50 PM	11:50 PM
41	" Orla	13:45 PM	13:45 PM	13:45 PM	13:45 PM
72	" Malaga	5:22 PM	5:22 PM	5:22 PM	5:22 PM
76	" Loving	6:24 PM	6:24 PM	6:24 PM	6:24 PM
89	" Carlsbad	4:00 AM	4:00 AM	4:00 AM	4:00 AM
141	" Hagerman	5:55 AM	5:55 AM	5:55 AM	5:55 AM
164	" Roswell	7:00 AM	7:00 AM	7:00 AM	7:00 AM
254	" Portales	10:30 AM	10:30 AM	10:30 AM	10:30 AM
276	" Texico	12:40 PM	12:40 PM	12:40 PM	12:40 PM
353	" Canyon City	4:00 PM	4:00 PM	4:00 PM	4:00 PM
370	Ar Amarillo	4:45 PM	4:45 PM	4:45 PM	4:45 PM
370	Lv Amarillo S. K. of T.	5:15 PM	5:15 PM	5:15 PM	5:15 PM
385	" Washburn	5:45 PM	5:45 PM	5:45 PM	5:45 PM
401	" Panhandle	6:25 PM	6:25 PM	6:25 PM	6:25 PM
424	" Canadian	10:10 PM	10:10 PM	10:10 PM	10:10 PM
472	" Higgins	11:30 PM	11:30 PM	11:30 PM	11:30 PM
499	" Woodward Santa Fe	1:35 AM	1:35 AM	8:30 AM	8:30 AM
686	Ar Wellington	7:10 AM	7:10 AM	3:30 PM	3:30 PM
686	Lv Wellington Santa Fe	7:40 AM	7:40 AM	3:40 PM	3:40 PM
720	" Wichita	9:05 AM	9:05 AM	5:10 PM	5:10 PM
746	" Newton	10:10 AM	10:10 AM	11:30 PM	11:30 PM
820	" Emporia	12:30 PM	12:30 PM		Mon.
881	" Topeka	2:25 PM	2:25 PM	4:05 AM	4:05 AM
948	Ar Kansas City	4:30 PM	4:30 PM	6:20 AM	6:20 AM
686	Lv Wellington Santa Fe			7:30 PM	7:30 PM
708	" So. Winfield			8:35 PM	8:35 PM
790	" Independence			12:01 PM	12:35 PM
898	" Ottawa			4:15 PM	4:55 AM
956	Ar Kansas City			6:30 PM	7:00 AM
956	Lv Kansas City			7:30 PM	7:30 AM
1414	Ar Chicago			7:21 AM	8:47 PM

For equipment, see table V, page 16.

Visit the Grand Canyon of Arizona. 217 Miles Long, 13 Miles Wide, 6,000 Feet Deep.

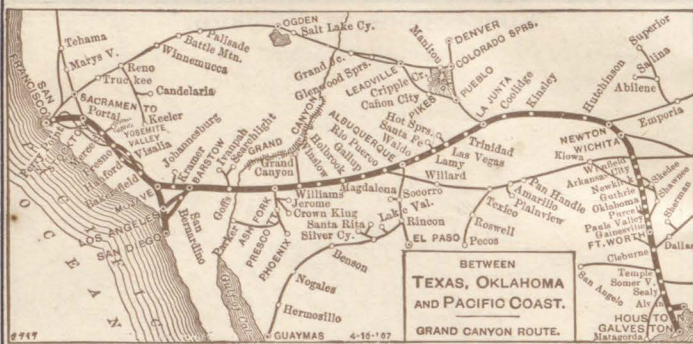
Santa Fe



Colorado and California. (Grand Canyon Line.) WEST.

Miles	STATIONS	602-3 Cal. Lm. Daily	Exam D'ly Serv.	6-1 Cal. Exp. Daily	Exam D'ly Serv.	6-7 Cal. Exp. Daily	Exam D'ly Serv.	608-9-7 Cal. Exp. Daily	Exam D'ly Serv.
0	Lv Denver Santa Fe	3:45 PM	Sun.	7:45 PM	Sun.	7:45 PM	Sun.	3:50 AM	Sun.
74	" Colo. Springs	6:37 PM		10:30 PM		10:30 PM		6:40 AM	
119	" Pueblo	8:05 PM		11:45 PM		11:45 PM		8:00 AM	
183	Ar La Junta	10:20 PM	Mon.	1:30 AM	Mon.	1:30 AM	Mon.	10:05 AM	
183	Lv La Junta	11:20 PM		5:15 AM		8:30 AM		10:45 AM	
264	" Trinidad	2:05 AM	Mon.	8:25 AM	Mon.	11:55 AM	Mon.	1:35 PM	
287	" Raton	3:35 AM		10:10 AM		11:55 PM		3:05 PM	
398	" Las Vegas	7:00 AM		2:15 PM		5:55 PM		6:40 PM	
530	" Albuquerque	1:00 PM		8:30 PM		12:45 AM	Tue.	12:45 AM	Mon.
596	Ar Laguna			11:00 PM				6:41 AM	
688	" Gallup	5:50 PM		2:40 AM	Tue.	6:41 AM	Tue.	6:41 AM	
776	" Winslow	9:00 PM		6:55 AM		8:55 AM		8:55 AM	
874	" Prescott	11:24 PM		9:40 AM		11:35 AM		11:35 AM	
908	Ar Williams	12:50 AM	Tues.	11:05 AM		12:55 PM		12:55 PM	
972	Ar Gd Canyon G.C. Ry	8:30 AM		4:20 PM		4:20 PM		4:20 PM	
972	Lv Gd Canyon	9:00 PM	Mon.	8:30 AM	Mon.	8:30 AM	Mon.	8:30 AM	
931	Ar Ash Fork S'ta Fe	1:52 AM	Tues.	12:17 PM		1:56 PM		1:56 PM	
931									

Santa Fe



Texas, Oklahoma and Pacific Coast. (Grand Canyon Line.) NORTH AND WEST.

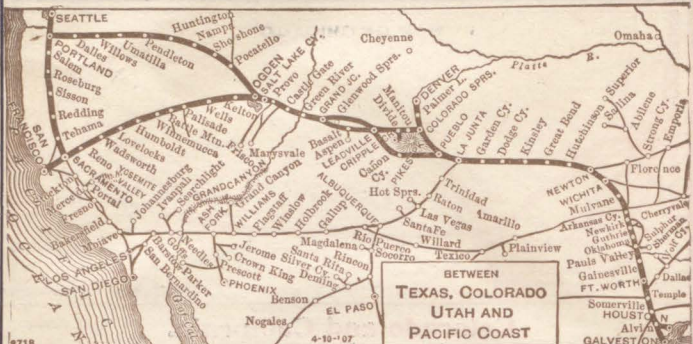
Miles	STATIONS	6-406-3 Daily Serv.	Exam. Cal. Ex. Daily Serv.	6-406-7 Daily Serv.	Exam. Cal. Ex. Daily Serv.	6-406-1 Daily Serv.	Exam. Cal. Ex. Daily Serv.	18-9-7 Daily Serv.	Exam. Cal. Ex. Daily Serv.
0	Lv Galveston..... Santa Fe	7:30 AM	Sun.	7:30 AM	Sun.	7:30 AM	Sun.	7:30 PM	Sun.
142	Lv Houston..... Santa Fe	7:35 AM		7:35 AM		7:35 AM		9:23 PM	
142	Lv Somerville..... Santa Fe	12:45 PM		12:45 PM		12:32 AM	Mon.	10:45 PM	
	Lv San Antonio. I. & G. N.	4:00 AM		4:00 AM		8:30 PM	Sun.		
174	Lv Milano..... Santa Fe	1:55 PM		1:55 PM		2:32 AM	Mon.	1:55 PM	
318	Lv Cleburne..... Santa Fe	7:30 PM		7:30 PM		7:00 AM		7:30 PM	
346	Lv Ft. Worth..... Santa Fe	9:00 PM		9:00 PM		8:20 AM		9:00 PM	
411	Lv Gainesville..... Santa Fe	11:15 PM		11:15 PM		10:30 AM		11:15 PM	
450	Lv Ardmore..... Santa Fe	12:45 AM	Mon.	12:45 AM	Mon.	12:45 AM		12:45 AM	
458	Lv Purcell..... Santa Fe	3:35 AM		3:35 AM		2:45 PM		3:35 AM	
511	Lv Oklahoma City..... Santa Fe	4:35 AM		4:35 AM		3:50 PM		4:35 AM	
582	Lv Guthrie..... Santa Fe	5:40 AM		5:40 AM		4:50 PM		5:40 AM	
728	Lv Wichita..... Santa Fe	11:10 AM		11:10 AM		10:15 PM		11:10 AM	
750	Lv Ar Newton..... Santa Fe	12:15 PM		12:15 PM		11:10 PM		12:15 PM	
750	Lv Newton..... Santa Fe	2:25 PM		8:30 PM	Tues.	2:05 AM		2:25 PM	
917	Lv Dodge City..... Santa Fe	5:35 PM		5:00 PM	Tues.	5:00 AM		5:35 PM	
1119	Lv La Junta..... Santa Fe	11:20 PM		8:30 AM	Tues.	8:15 AM		11:20 PM	
1201	Lv Trinidad..... Santa Fe	2:05 AM	Tues.	11:55 AM		1:35 PM		2:05 AM	
1335	Lv Las Vegas..... Santa Fe	7:00 AM		6:55 PM		6:40 PM		7:00 AM	
1467	Lv Albuquerque..... Santa Fe	1:00 PM		12:45 AM	Wed.	8:30 PM		1:00 PM	
1845	Lv Ar Williams..... Santa Fe	12:50 AM	Wed.	12:55 PM		12:55 PM		12:50 AM	
1919	Lv Ar Grand Canyon G. C. Ry.	9:30 AM		4:20 PM		4:20 PM		9:30 AM	
1868	Lv Ar Ash Fork..... Santa Fe	1:52 AM		1:58 PM		1:58 PM		1:52 AM	
2045	Lv Ar Needles..... Santa Fe	3:35 AM		6:55 PM		6:55 PM		3:35 AM	
2214	Lv Ar Barstow..... Santa Fe	12:35 PM		2:05 AM	Thu.	1:30 AM		12:35 PM	
2295	Lv Ar Bernardino..... Santa Fe	3:45 PM		4:55 AM		4:55 AM		3:45 PM	
2355	Lv Ar Los Angeles..... Santa Fe	6:00 PM		7:05 AM		8:20 AM		6:00 PM	
2497	Lv Ar San Diego..... Santa Fe	7:00 AM		1:10 PM		1:10 PM		7:00 AM	
2214	Lv Barstow..... Santa Fe	12:50 PM	Wed.	2:10 AM		2:10 AM		12:50 PM	
2285	Lv Ar Mojave..... Santa Fe	9:00 PM		4:40 AM		4:00 AM		9:00 PM	
2355	Lv Ar Bakersfield..... Santa Fe	7:00 PM		7:35 AM		7:35 AM		7:00 PM	
2465	Lv Ar Fresno..... Santa Fe	11:25 PM		10:40 AM		10:40 AM		11:25 PM	
2588	Lv Ar Stockton..... Santa Fe	3:35 AM	Thu.	2:15 PM		2:15 PM		3:35 AM	
2667	Lv Ar Oakland..... Santa Fe	7:00 AM		5:10 PM		5:10 PM		7:00 AM	
2668	Lv Ar San Francisco..... Santa Fe	7:45 AM		5:30 PM		5:30 PM		7:45 AM	

EAST and SOUTH.

Miles	STATIONS	4-17 Daily Serv.	Exam. Calif. Lim. Daily Serv.	8-17 Daily Serv.	Exam. Daily Serv.	2-405-5 Express Daily Serv.	Exam. Daily Serv.
0	Lv San Francisco..... Santa Fe	10:00 PM	Sun.	8:00 PM	Sun.		
	Lv Oakland..... Santa Fe	10:00 PM		8:00 PM			
78	Lv Stockton..... Santa Fe	1:15 AM	Mon.	11:40 PM			
201	Lv Fresno..... Santa Fe	4:55 AM		3:35 AM	Mon.		
311	Lv Bakersfield..... Santa Fe	9:00 AM		7:35 AM			
452	Lv Ar Barstow..... Santa Fe	1:35 PM		1:15 PM			
	Lv San Diego..... Santa Fe	11:30 PM	Sun.	11:30 PM	Sun.	1:55 PM	Sun.
0	Lv Los Angeles..... Santa Fe	10:00 AM	Mon.	7:30 AM	Mon.	8:00 PM	
60	Lv Ar Bernardino..... Santa Fe	12:01 PM		10:40 AM		1:40 AM	Mon.
141	Lv Ar Barstow..... Santa Fe	2:55 PM		8:05 PM		8:15 PM	
510	Lv Ar Needles..... Santa Fe	8:35 PM		8:05 PM		5:15 PM	
487	Lv Ar Ash Fork..... Santa Fe	4:30 AM	Tues.	4:20 AM	Tues.	5:35 PM	
	Lv Grand Canyon..... G. C. Ry.	9:00 PM	Mon.	9:00 PM	Mon.	8:30 AM	
510	Lv Ar Williams..... Santa Fe	5:55 AM	Tues.	5:45 AM	Tues.	7:02 PM	
533	Lv Ar Flagstaff..... Santa Fe	7:00 AM		8:18 PM		8:18 PM	
888	Lv Ar Albuquerque..... Santa Fe	5:50 PM		6:40 AM		8:00 AM	Tues.
1020	Lv Ar Las Vegas..... Santa Fe	11:40 AM		1:25 AM	Wed.	2:00 PM	
1236	Lv Ar La Junta..... Santa Fe	7:05 AM	Wed.	10:15 AM		10:20 PM	
1438	Lv Ar Dodge City..... Santa Fe	12:10 PM		5:07 PM		4:15 AM	Wed.
1605	Lv Ar Newton..... Santa Fe	6:10 AM		12:01 AM	Thu.	4:10 AM	
1632	Lv Ar Wichita..... Santa Fe	4:45 AM		4:40 AM		5:00 PM	
1683	Lv Ar Arkansas City..... Santa Fe	7:40 AM		5:45 AM		7:25 PM	
1773	Lv Ar Guthrie..... Santa Fe	11:05 AM		11:05 AM		11:01 PM	
1804	Lv Ar Oklahoma City..... Santa Fe	12:20 PM		12:20 PM		12:25 AM	Thu.
1944	Lv Ar Gainesville..... Santa Fe	5:45 PM		5:40 AM		5:40 AM	
2009	Lv Ar Ft. Worth..... Santa Fe	8:30 PM		8:30 PM		7:50 AM	
2037	Lv Ar Cleburne..... Santa Fe	9:50 PM		9:50 PM		9:05 AM	
2137	Lv Ar Temple..... Santa Fe	1:00 AM	Fri.	1:00 AM	Fri.	12:45 PM	
2329	Lv Ar San Antonio..... I. & G. N.	9:50 AM		3:40 AM		10:30 PM	
2213	Lv Ar Somerville..... Santa Fe	3:44 AM		3:44 AM		3:52 PM	
2386	Lv Ar Beaumont..... Santa Fe	12:59 PM		12:59 PM			
2350	Lv Ar Houston..... Santa Fe	7:20 AM		7:20 AM		9:05 PM	Thu.
2355	Lv Ar Galveston..... Santa Fe	9:10 AM		9:10 AM		9:25 PM	

EAST and SOUTH.

Santa Fe



Texas, Colorado, Utah and Pacific Coast. (Ogden Route.) NORTH AND WEST.

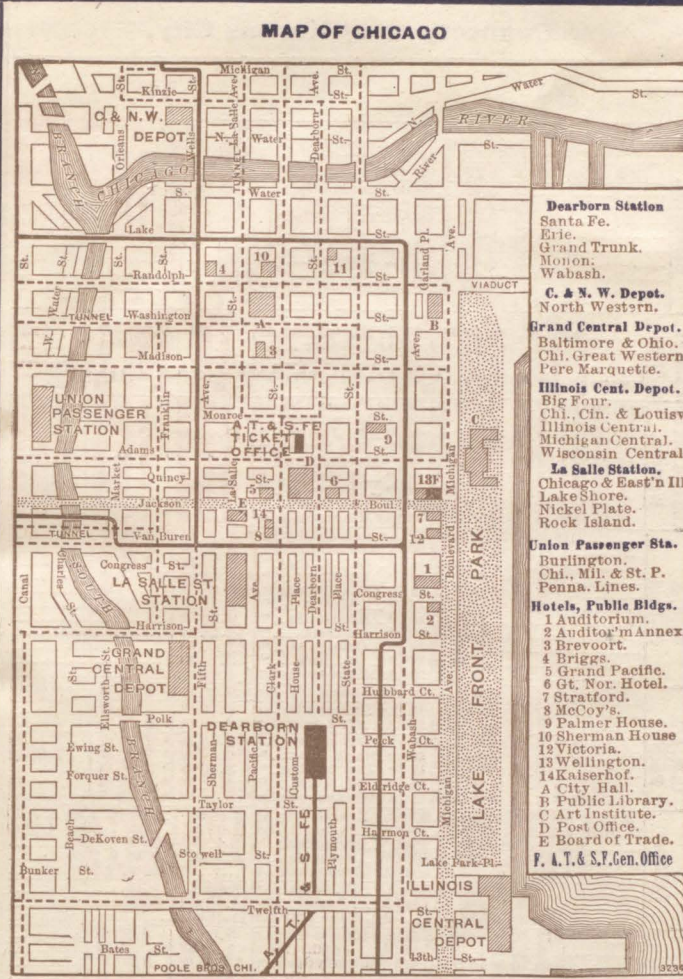
Miles	STATIONS	18-9-600-1 Daily Serv.	Example Daily Serv.	6-406-5 Daily Serv.	Example Daily Serv.
0	Lv Galveston..... Santa Fe	7:30 PM	Sunday	7:30 AM	Sunday
66	Lv Houston..... Santa Fe	9:23 PM		7:35 AM	
94	Lv Rosenberg..... Santa Fe	10:22 PM		9:47 AM	
94	Lv Sealy..... Santa Fe	11:06 PM		10:45 AM	
141	Lv Somerville..... Santa Fe	12:32 AM	Monday	12:45 PM	
0	Lv San Antonio..... I. & G. N.	8:30 PM	Sunday	4:00 AM	
79	Lv Austin..... I. & G. N.	11:30 PM		8:50 AM	
174	Lv Milano..... Santa Fe	2:32 AM	Monday	1:55 PM	
218	Lv Temple..... Santa Fe	3:50 AM		3:35 PM	
288	Lv Morgan..... Santa Fe	5:40 AM		6:00 PM	
318	Lv Cleburne..... Santa Fe	7:00 AM		7:30 PM	
346	Lv Ft. Worth..... Santa Fe	8:20 AM		9:00 PM	
411	Lv Gainesville..... Santa Fe	10:30 AM		11:15 AM	Monday
450	Lv Ardmore..... Santa Fe	11:55 AM		12:45 AM	
496	Lv Pauls Valley..... Santa Fe	1:30 PM		2:20 AM	
518	Lv Purcell..... Santa Fe	2:50 PM		3:35 PM	
551	Lv Oklahoma City..... Santa Fe	3:50 PM		4:35 AM	
582	Lv Guthrie..... Santa Fe	4:40 PM		5:40 AM	
671	Lv Arkansas City..... Santa Fe	8:20 PM		9:05 AM	
723	Lv Wichita..... Santa Fe	10:15 PM		11:15 AM	
750	Lv Ar Newton..... Santa Fe	11:10 PM		12:15 PM	
750	Lv Newton..... Santa Fe	2:15 AM	Tuesday	4:10 PM	
783	Lv Ar Hutchinson..... Santa Fe	2:55 AM		5:10 PM	
917	Lv Dodge City..... Santa Fe	6:55 AM		9:40 PM	
967	Lv Garden City..... Santa Fe	6:55 AM		10:10 PM	
1039	Lv Holy..... Santa Fe	11:20 AM	Tuesday	11:20 AM	
1075	Lv Lamar..... Santa Fe	9:03 AM		1:12 AM	Tuesday
1119	Lv La Junta..... Santa Fe	11:30 AM		3:00 AM	
1139	Lv Rocky Ford..... Santa Fe	10:56 AM		3:28 AM	
1183	Lv Ar Pueblo..... Santa Fe	12:20 PM		5:00 AM	
1228	Lv Colorado Springs..... Santa Fe	1:55 PM		6:35 AM	
1251	Lv Palmer Lake..... Santa Fe	2:50 PM		7:50 AM	
1802	Lv Ar Denver..... Santa Fe	4:15 PM		9:30 AM	

EAST AND SOUTH.

Miles	STATIONS	608-8-17 Daily Serv.	Example Daily Serv.	6-406-5 Daily Serv.	Example Daily Serv.
0	Lv Denver..... Santa Fe	3:50 AM	Sunday	7:45 PM	Sunday
51	Lv Palmer Lake..... Santa Fe	5:35 AM		9:43 PM	
74	Lv Colorado Springs..... Santa Fe	6:40 AM		10:30 PM	
119	Lv Pueblo..... Santa Fe	8:00 AM		11:45 PM	
172	Lv Rocky Ford..... Santa Fe	9:40 AM		1:10 AM	Monday
183	Lv La Junta..... Santa Fe	10:30 AM		1:40 AM	
227	Lv Lamar..... Santa Fe	12:12 PM		2:57 AM	
263	Lv Holly..... Santa Fe	1:05 PM		3:37 AM	
335	Lv Garden City..... Santa Fe	3:45 PM		5:22 AM	
385	Lv Dodge City..... Santa Fe	6:32 PM		8:05 AM	
519	Lv Hutchinson..... Santa Fe	10:40 PM		11:25 AM	
552	Lv Ar Newton..... Santa Fe	12:01 AM	Monday	12:25 PM	
552	Lv Newton..... Santa Fe	4:40 AM		4:10 PM	
579	Lv Ar Wichita..... Santa Fe	5:45 AM		6:00 PM	
631	Lv Ar Arkansas City..... Santa Fe	7:40 AM		7:25 PM	
720	Lv Ar Guthrie..... Santa Fe	11:05 AM		11:01 PM	
751	Lv Ar Oklahoma City..... Santa Fe	12:20 PM		12:25 AM	Tuesday
784	Lv Ar Purcell..... Santa Fe	1:30 PM		1:45 AM	
806	Lv Ar Pauls Valley..... Santa Fe	2:35 PM		2:50 AM	
832	Lv Ar Ardmore..... Santa Fe	4:20 PM		4:40 AM	
891	Lv Ar Gainesville..... Santa Fe	5:45 PM		6:40 AM	
956	Lv Ar Ft. Worth..... Santa Fe	8:30 PM		7:50 AM	
984	Lv Ar Cleburne..... Santa Fe	9:55 PM		9:05 AM	
1014	Lv Ar Morgan..... Santa Fe	11:05 PM		10:27 AM	
1044	Lv Ar Temple..... Santa Fe	12:45 PM	Tuesday	12:45 PM	
1128	Lv Ar Milano..... Santa Fe	2:32 AM		2:45 PM	
1198	Lv Ar Austin..... I. & G. N.	6:40 AM		7:32 PM	
1277	Lv Ar San Antonio..... I. & G. N.	8:50 AM		10:30 PM	
1161	Lv Ar Somerville..... Santa Fe	3:44 AM		3:52 PM	
1208	Lv Ar Sealy..... Santa Fe	5:21 AM		5:40 PM	
1236	Lv Ar Rosenberg..... Santa Fe	6:58 AM		6:55 PM	
1297	Lv Ar Houston..... Santa Fe	9:05 PM		9:05 PM	
1302	Lv Ar Galveston..... Santa Fe	9:10 AM		9:25 PM	

EAST AND SOUTH.

Santa Fe



The Union Elevated Loop circles the main business district of Chicago. It is used by trains of all elevated roads, affording quick transit between different parts of the city and suburbs. All Santa Fe passenger trains for Chicago arrive at and depart from Dearborn Station, corner Polk and Dearborn streets. Two blocks north of Dearborn Station, within easy walking distance, is a regular station of the Loop Line.

Attendant Service Cabs and Carriages.
The SANTA FE through trains are met at Chicago by a corps of uniformed attendants, whose duty it is to assist passengers in reaching omnibuses or street cars, or direct them to the cab office in the Station. They will also carry hand baggage and perform other like service.

This service is absolutely free. The guides wear a blue uniform and red cap, which distinguishes them from other employees. In addition to the Parmelee Omnibus Line, whose uniformed representatives meet incoming trains, a **Parmelee cab office** is located in Dearborn Station (opposite the main ticket counter, in the northeast corner of the Station) where conveyances may be ordered. Persons availing themselves of same are assured of efficient service, courteous treatment, and reasonable fares.

Our red-capped attendants will direct you to the place where these arrangements may be made. The charge for **Cab** from Dearborn Station to points in business district is 50 cents. This covers transportation of either one or two passengers with their hand baggage and one small trunk. Large trunks and extra trunks can not be taken on cab. The charge for **Carriage** to points in business district is \$1. This for one or two passengers with their hand baggage and one trunk. Each additional passenger in excess of two, 50c.

Santa Fe

Connections at Chicago.									
EAST.					WEST.				
Leave	Ar. Pitts-	Ar. Wash-	Ar. Phila-	Ar. Wash-	Leave	Lv. Phila-	Lv. Wash-	Lv. Pitts-	Arrive
Chicago	burgh	ington	delphia	ington	Chicago	delphia	ington	burgh	Chicago
* 10:40AM	* 12:30PM	* 12:30PM	* 4:05PM	* 6:30PM	* 12:10PM	* 2:17PM	* 5:30PM	* 8:40PM	* 8:15PM
* 5:00PM	* 7:35AM	* 8:19PM	* 10:40PM	* 8:00AM					

Santa Fe

Connections at St. Louis.

Route	EAST			WEST		
E. & O. S. - W.	1:45 AM	9:28 AM	9:00 AM	5:40 PM	7:28 AM	1:40 PM
	11:45 AM	7:30 AM	6:55 PM	8:10 AM	9:00 AM	12:30 AM
	6:00 PM	11:30 AM	11:45 AM	9:00 AM	9:15 PM	12:30 AM
	7:30 AM	7:55 PM	7:45 AM	9:15 AM	9:00 AM	8:10 AM
	8:30 AM	8:37 AM	12:40 PM	4:05 PM	12:40 PM	8:20 AM
	10:15 AM	8:00 AM	1:47 PM	3:00 PM	11:05 PM	8:20 AM
	12:35 PM	8:32 AM	6:30 PM	12:36 PM	8:31 PM	4:15 AM
	8:17 AM	11:25 PM	1:00 PM	9:50 AM	5:50 PM	11:50 PM
	12:36 PM	4:52 AM	4:59 PM	7:30 AM	7:30 AM	9:45 PM
	7:30 AM	8:00 PM	12:00 AM	7:15 AM	5:02 PM	
Big Four.	2:40 AM	7:15 AM	6:45 PM			5:15 PM
	6:00 PM	9:05 PM	9:05 PM			12:20 AM
	10:20 PM	3:00 PM	9:35 AM			3:05 AM
	2:55 PM	7:55 AM	6:00 PM			5:30 PM
	6:00 PM	10:30 AM	9:03 PM			2:00 PM
	9:04 AM	12:02 PM	9:00 AM	11:45 AM	7:25 AM	7:11 AM
	7:00 AM	1:05 PM	11:06 AM	1:32 AM	4:00 PM	4:52 AM
	12:05 PM	4:30 PM	2:30 PM	4:45 AM	12:50 PM	3:25 PM
	1:45 AM	2:50 PM	2:30 PM	4:45 AM	12:50 PM	3:15 PM
	6:04 AM	8:16 AM	7:00 AM			9:00 AM
C. & Chi. & E. I. Alton.	7:48 AM	7:07 AM	6:37 AM	9:01 AM	9:05 AM	11:30 AM
	4:25 PM	3:12 PM	3:17 PM	12:07 PM	12:48 PM	2:47 PM
	11:32 AM	8:50 AM	10:37 AM	5:01 AM	6:58 AM	7:45 AM
				8:05 AM	7:12 AM	6:09 AM
				9:57 AM	7:12 AM	6:09 AM
				11:24 AM	7:48 AM	6:35 AM
				12:12 AM	7:40 AM	11:00 AM
				1:29 PM	6:05 PM	9:20 PM
				12:36 PM	6:05 PM	8:23 PM
				12:13 PM	4:40 PM	8:00 PM
C. P. & St. L.	4:00 PM	7:00 PM	8:04 PM	11:55 AM	8:00 AM	9:26 PM
	9:25 PM	10:58 PM	12:28 PM	6:20 AM	3:38 AM	4:50 PM
	5:15 AM	2:10 AM	4:00 PM	1:40 PM	1:25 PM	1:25 PM
	10:47 AM	3:40 AM	5:55 PM	9:35 AM	12:35 PM	11:52 AM
	4:40 PM	8:00 AM	10:30 AM	3:35 AM	11:12 PM	11:52 AM
	1:50 PM	9:25 PM	7:45 AM	7:36 AM	9:36 PM	4:15 PM
	11:25 PM	3:35 AM	1:20 PM	2:23 PM	2:35 PM	11:15 AM
	5:35 AM	8:15 PM	3:06 AM	8:25 PM	7:50 PM	6:35 AM
	10:55 AM	8:15 PM	8:50 AM	2:30 PM	10:30 PM	12:15 AM
				9:15 AM	4:30 PM	7:10 PM
Illinois Central.	1:28 AM	9:10 PM	11:20 PM	6:02 PM	7:24 AM	
	1:21 PM	11:20 PM	12:48 AM	4:12 PM	6:25 AM	
	2:30 PM	12:48 AM	7:27 AM	3:04 PM	4:00 AM	
	7:28 PM	7:27 AM	10:02 AM	10:16 PM		
	7:00 AM	2:45 PM	8:00 AM	7:50 PM	7:40 AM	Arrives
	7:30 AM	3:10 PM	2:45 PM	11:40 AM	1:35 AM	10:30 PM
	8:25 AM	3:10 PM	3:35 PM	11:50 AM	12:15 AM	8:55 PM
	8:35 AM	5:07 AM	4:50 PM	10:43 AM	11:08 PM	7:40 PM
	12:15 PM	7:25 AM	7:35 PM	8:20 AM	9:00 PM	5:15 PM
				8:20 AM	9:00 PM	5:15 PM
L. H. & St. L.	3:25 PM	8:00 AM	8:45 PM	7:40 AM	7:50 PM	2:30 PM
	9:05 PM	1:52 PM	2:30 AM	1:45 AM	1:52 PM	8:45 AM
	2:05 AM	8:10 PM	8:10 AM	7:40 PM	7:30 AM	3:57 AM
	5:50 AM	1:02 PM		3:10 PM	12:18 PM	12:18 PM
	8:25 AM	4:00 PM		12:05 PM	9:33 PM	8:45 PM
	11:00 AM	7:25 AM	7:35 PM	8:20 AM	9:00 PM	5:15 PM
	4:12 PM	2:30 AM	2:30 AM	1:40 AM	1:33 PM	
	8:30 PM	7:20 AM	7:20 AM	8:45 PM	9:15 AM	
	5:10 PM	8:20 AM	8:48 PM	7:45 PM	7:49 AM	11:16 AM
	11:25 PM	2:33 PM	2:19 AM	1:35 PM	2:11 AM	4:45 AM
6:30 AM	6:55 PM	5:57 PM	9:35 AM	10:35 PM	11:47 PM	
Mobile & Ohio.	3:50 PM	4:12 AM	2:12 PM	12:35 PM	2:21 PM	1:30 PM
	10:55 AM	10:55 AM	8:55 PM	7:50 PM	9:25 AM	
	9:00 PM	9:00 AM	6:25 PM	7:55 PM	10:15 AM	8:30 AM
	9:04 AM	10:10 PM	10:10 PM	7:19 AM	7:15 PM	
	11:23 AM	12:22 AM		5:02 AM	4:51 PM	
	12:05 PM	1:03 AM		4:23 AM	4:09 PM	
	2:04 PM	2:52 AM		2:27 AM	2:04 PM	
	8:55 PM	3:22 AM		2:20 AM	1:40 PM	
	6:55 PM	7:10 AM		10:15 PM	10:00 AM	
				10:15 PM	10:00 AM	
Vandalia.	11:55 PM	8:44 AM	1:02 PM	4:30 PM	7:10 PM	9:40 PM
	6:50 PM	2:40 AM	7:05 PM	10:30 AM	12:20 PM	3:15 PM
	7:02 AM	12:00 AM	5:50 AM	11:10 PM	1:30 AM	4:50 AM
	8:40 AM	1:00 PM	6:00 PM	3:16 PM	4:55 PM	8:30 PM
	4:30 AM	12:17 PM	3:20 PM	3:54 PM	4:30 PM	8:58 PM
	7:30 AM	3:00 PM	6:30 PM	1:55 PM	1:55 PM	6:25 PM
	11:32 PM	8:30 PM	8:30 PM	9:15 PM	7:33 AM	2:20 PM
	8:45 AM	8:15 PM		9:00 AM	5:30 PM	
	10:50 PM	10:50 PM	8:50 PM		6:00 AM	
	12:01 PM	10:00 AM	8:50 PM		8:20 AM	1:30 AM
Wabash.	8:10 PM	7:00 PM	5:14 AM	2:15 PM	8:30 AM	8:30 PM
	7:45 AM	8:00 AM	6:00 PM	2:00 PM	8:00 PM	10:00 AM
	10:25 AM	9:50 AM	6:55 PM	12:30 PM	6:19 PM	4:20 AM

Santa Fe

Connections at Kansas City.

Route	EAST.			WEST.		
Burlington.	11:45 PM	9:00 PM	8:50 PM	10:00 PM	3:30 AM	7:00 AM
	7:45 PM	6:59 PM	7:19 PM	6:26 PM	6:50 PM	8:02 PM
				9:40 PM	11:35 PM	7:10 AM
				7:25 PM	12:30 PM	1:48 PM
				11:07 PM	6:37 PM	6:45 PM
				11:30 PM	6:30 PM	6:10 PM
				10:50 PM	11:20 PM	
				4:45 PM	5:10 PM	
				7:40 PM	7:50 PM	
				8:10 PM	8:20 PM	
Chicago & Alton.	11:45 PM	9:00 PM	8:50 PM	10:00 PM	3:30 AM	7:00 AM
	7:45 PM	6:59 PM	7:19 PM	6:26 PM	6:50 PM	8:02 PM
				9:40 PM	11:35 PM	7:10 AM
				7:25 PM	12:30 PM	1:48 PM
				11:07 PM	6:37 PM	6:45 PM
				11:30 PM	6:30 PM	6:10 PM
				10:50 PM	11:20 PM	
				4:45 PM	5:10 PM	
				7:40 PM	7:50 PM	
				8:10 PM	8:20 PM	
Chicago Great & Western.	11:30 PM	7:05 PM	7:05 PM	12:05 PM	1:30 PM	2:00 PM
	12:52 AM	8:23 PM	8:23 PM	1:30 PM	1:30 PM	2:43 PM
	2:07 AM	9:38 PM	9:38 PM	2:50 PM	2:50 PM	3:44 PM
	7:55 AM	2:27 AM	8:45 AM	4:25 AM	4:25 AM	6:30 PM
	12:25 PM	4:25 AM	10:52 AM	6:45 AM	6:45 AM	9:55 AM
	9:05 PM	6:00 AM	6:45 AM	12:27 AM	12:27 AM	8:15 AM
	9:35 PM	1:20 PM	8:00 AM	8:00 AM	8:00 AM	8:00 PM
				8:25 AM	6:10 PM	6:10 PM
				7:16 PM	4:33 PM	4:33 PM
				5:18 AM	2:46 PM	2:46 PM
C. M. & St. Paul.	9:30 AM	5:55 PM	5:55 PM	8:25 AM	6:10 PM	6:10 PM
	11:05 AM	7:16 PM	7:16 PM	6:50 AM	4:33 PM	4:33 PM
	12:50 PM	8:40 PM	8:40 PM	5:18 AM	2:46 PM	2:46 PM
	2:25 PM	11:59 PM	11:59 PM	1:45 AM	10:40 AM	10:40 AM
	9:24 PM	5:35 AM	5:35 AM	10:00 PM	6:35 PM	6:35 PM
	9:38 PM	1:17 AM	1:17 AM	8:20 PM	6:40 PM	6:40 PM
				8:20 PM	6:40 PM	6:40 PM
				2:55 PM	12:25 PM	12:25 PM
				4:12 PM	11:00 AM	11:00 AM
				6:30 PM	8:30 AM	8:30 AM
C. R. I. & Pacific.	5:25 PM	8:20 AM	6:30 PM	9:00 AM	8:15 PM	8:00 AM
	10:05 PM	8:00 AM	8:00 AM	8:15 PM	7:50 AM	7:50 AM
	7:55 AM	7:05 PM	7:05 PM	8:59 AM	10:02 PM	10:02 PM
	6:53 AM	9:35 PM	4:36 AM	10:52 PM	7:08 AM	7:15 PM
	7:00 AM	9:45 PM	4:43 AM	10:45 PM	7:00 AM	7:05 PM
	4:20 PM	10:45 PM	10:30 AM	6:30 PM	5:35 AM	5:35 AM
	4:55 PM	8:40 AM	4:55 PM	9:45 AM	8:05 PM	9:10 AM
				8:30 PM	9:10 AM	9:10 AM
				5:30 PM	7:00 AM	10:30 AM
				9:05 PM	1:45 PM	4:36 AM
Frisco.	8:15 PM	6:15 PM	10:45 AM	11:30 PM	11:30 PM	7:20 AM
	11:00 PM	9:05 PM	1:45 PM	3:10 AM	3:10 AM	4:36 AM
	12:10 AM	6:45 PM	9:35 AM	9:40 AM	11:00 PM	4:55 AM
	8:40 AM	11:15 AM	8:30 PM	4:30 PM	9:00 AM	8:25 PM
	4:05 PM	6:40 AM	6:40 AM	10:30 PM	12:20 PM	
				1:55 PM	3:20 AM	2:05 PM
				4:15 PM	7:15 AM	3:10 AM
				5:45 PM	11:40 AM	11:05 PM
				11:15 AM	11:15 AM	
				7:00 AM	4:30 PM	
Kan. City Southern.	12:30 PM	11:55 PM	6:05 AM	7:00 AM	1:00 AM	4:30 PM
	8:10 PM	7:50 AM	7:50 AM	11:14 PM	8:30 AM	8:30 AM
	1:00 AM	1:05 PM	1:05 PM	8:20 PM	2:35 AM	2:35 AM
	7:25 AM	7:45 PM	7:45 PM	11:50 AM	8:45 PM	8:45 PM
	10:40 AM	11:30 PM	11:30 PM	9:25 AM	9:45 PM	9:45 PM
	7:45 PM	8:00 AM	8:00 AM	11:05 PM	8:35 AM	8:35 AM
	8:40 PM	8:55 AM	8:55 AM	10:10 PM	7:45 AM	7:45 AM
	9:25 PM	9:40 AM	9:40 AM	9:25 PM	7:00 AM	7:00 AM
				5:30 PM	7:00 AM	10:30 AM
				9:05 PM	1:45 PM	4:36 AM
Missouri Pacific.	11:30 PM	9:45 PM	10:25 PM	9:15 PM	10:10 PM	7:20 AM
	2:35 PM	7:40 PM	7:10 PM	6:30 PM	10:35 PM	10:10 PM
				10:45 PM	11:22 PM	4:28 PM
				11:20 PM	12:01 PM	3:50 PM
				12:16 PM	6:45 PM	6:45 PM
				6:50 PM	6:45 PM	9:00 PM
						11:15 PM
M. K. & T.	2:20 AM	9:00 PM	12:25 PM	5:05 PM	7:10 AM	11:59 PM
	7:55 AM	0:00 AM	4:15 PM	8:15 AM	2:15 AM	6:35 PM
	11:25 AM	5:55 AM	9:30 PM	6:55 AM	10:15 PM	4:44 PM
	1:14 PM	8:15 AM	11:55 PM	4:15 AM	7:30 PM	2:57 PM
	4:20 PM	12:10 PM	3:45 AM	12:45 AM	3:55 PM	12:10 PM
	7:50 PM	4:10 PM	7:55 AM	9:00 PM	11:35 AM	8:40 AM
	8:05 PM	4:30 PM	8:00 AM	8:35 PM	11:35 AM	8:35 AM
	9:35 AM	6:15 AM				



It will pay you to read
 advertisement herein of
Settlers Excursion Rates
 to "Santa Fe Southwest" and California

Blue figures on map
 refer to tables similarly numbered
 in body of folder



Visit the Grand Canyon of Arizona. 217 Miles Long, 13 Miles Wide, 6,000 Feet Deep.

Santa Fe

Santa Fe

The Atchison, Topeka & Santa Fe Railway—Coast Lines—Continued.

7 Dly	8 Dly	7 Dly	Miles	Table 9	2 Dly	4 Dly	8 Dly
4:27	4:33	4:40	1900.6	Hancock	10:25	10:14	10:14
4:40	4:46	4:53	1903.9	Drake	10:17	10:06	10:06
4:46	4:52	4:59	1908.0	Kaster	10:05	9:55	9:55
4:53	4:59	5:06	1912.0	Signal	9:55	9:45	9:45
5:00	5:06	5:13	1917.2	Yuca	9:45	9:35	9:35
5:06	5:12	5:19	1923.0	Hayland	9:35	9:25	9:25
5:13	5:19	5:26	1933.0	Francisco	9:25	9:15	9:15
5:20	5:26	5:33	1938.8	Powell	9:15	9:05	9:05
5:26	5:32	5:39	1942.6	Topock	9:05	8:55	8:55
5:33	5:39	5:46	1947.7	Beal	8:55	8:45	8:45
5:40	5:46	5:53	1954.5	Needles	8:45	8:35	8:35
5:46	5:52	5:59	1954.5	Needles	8:35	8:25	8:25
5:53	5:59	6:06	1961.8	Jaya	8:25	8:15	8:15
6:00	6:06	6:13	1965.7	Klinefelter	8:15	8:05	8:05
6:06	6:12	6:19	1973.4	Bannock	8:05	7:55	7:55
6:13	6:19	6:26	1978.4	Homer	7:55	7:45	7:45
6:20	6:26	6:33	1986.0	Goffs 23	7:45	7:35	7:35
6:26	6:32	6:39	1991.0	Plute	7:35	7:25	7:25
6:33	6:39	6:46	1995.6	Fenner	7:25	7:15	7:15
6:40	6:46	6:53	2007.1	Armo	7:15	7:05	7:05
6:46	6:52	6:59	2011.6	Danby	7:05	6:55	6:55
6:53	6:59	7:06	2016.4	Cadiz	6:55	6:45	6:45
7:00	7:06	7:13	2031.9	Bengal	6:45	6:35	6:35
7:06	7:12	7:19	2038.4	Amboy	6:35	6:25	6:25
7:13	7:19	7:26	2046.1	Bagdad	6:25	6:15	6:15
7:20	7:26	7:33	2053.5	Siberia	6:15	6:05	6:05
7:26	7:32	7:39	2058.8	Klondike	6:05	5:55	5:55
7:33	7:39	7:46	2063.5	Ash Hill	5:55	5:45	5:45
7:40	7:46	7:53	2070.0	Ludlow	5:45	5:35	5:35
7:46	7:52	7:59	2075.3	Argos	5:35	5:25	5:25
7:53	7:59	8:06	2079.3	Lavie	5:25	5:15	5:15
8:00	8:06	8:13	2083.9	Pisgah	5:15	5:05	5:05
8:06	8:12	8:19	2089.5	Hector	5:05	4:55	4:55
8:13	8:19	8:26	2096.1	Troy	4:55	4:45	4:45
8:20	8:26	8:33	2102.5	Newberry	4:45	4:35	4:35
8:26	8:32	8:39	2108.4	Minneapolis	4:35	4:25	4:25
8:33	8:39	8:46	2114.4	Daguerre	4:25	4:15	4:15
8:40	8:46	8:53	2118.6	Nebo	4:15	4:05	4:05
8:46	8:52	8:59	2123.8	Barstow 15	4:05	3:55	3:55
8:53	8:59	9:06	2128.8	Barstow 15	3:55	3:45	3:45
9:00	9:06	9:13	2135.6	Cottonwood	3:45	3:35	3:35
9:06	9:12	9:19	2145.0	Helen	3:35	3:25	3:25
9:13	9:19	9:26	2155.2	Oro Grande	3:25	3:15	3:15
9:20	9:26	9:33	2162.9	Victorville	3:15	3:05	3:05
9:26	9:32	9:39	2169.9	Hesperia	3:05	2:55	2:55
9:33	9:39	9:46	2179.7	Summit	2:55	2:45	2:45
9:40	9:46	9:53	2186.2	Cajon	2:45	2:35	2:35
9:46	9:52	9:59	2190.5	Keenbrook	2:35	2:25	2:25
9:53	9:59	10:06	2194.7	Devore	2:25	2:15	2:15
10:00	10:06	10:13	2197.2	Verdemon	2:15	2:05	2:05
10:06	10:12	10:19	2204.9	Ar.S. Bern'do 11, 12, 18	2:05	1:55	1:55

Los Angeles and San Diego Line (Continued.)

79 Daily	73 Daily	71 Daily	Miles	Table 10	70 Daily	74 Daily	72 Daily
10:12	10:21	10:30	2301.8	Aliso	11:35	11:27	11:17
10:21	10:30	10:39	2306.8	Irving	11:27	11:20	11:10
10:30	10:39	10:48	2311.9	El Toro	11:20	11:12	11:02
10:39	10:48	10:57	2316.9	San Juan Capistrano	11:12	11:04	10:54
10:48	10:57	11:06	2322.0	Serra	11:04	10:57	10:47
10:57	11:06	11:15	2327.0	San Onofre	10:57	10:50	10:40
11:06	11:15	11:24	2332.0	Las Flores	10:50	10:43	10:33
11:15	11:24	11:33	2337.0	Oceanside 13, 14	10:43	10:36	10:26
11:24	11:33	11:42	2342.0	Carl	10:36	10:29	10:19
11:33	11:42	11:51	2347.0	Encinitas	10:29	10:22	10:12
11:42	11:51	12:00	2352.0	Del Mar	10:22	10:15	10:05
11:51	12:00	12:09	2357.0	Sorrento	10:15	10:08	9:58
12:00	12:09	12:18	2362.0	Linda Vista	10:08	10:01	9:51
12:09	12:18	12:27	2367.0	Selwyn	10:01	9:54	9:44
12:18	12:27	12:36	2372.0	Pacific Beach	9:54	9:47	9:37
12:27	12:36	12:45	2377.0	San Diego	9:47	9:40	9:30
12:36	12:45	12:54	2382.0	San Diego	9:40	9:33	9:23
12:45	12:54	13:03	2387.0	Ar. 22nd Street	9:33	9:26	9:16
12:54	13:03	13:12	2392.0	Ar. National City	9:26	9:19	9:09

San Bernardino, Redlands, and Highland.

105 Daily	103 Daily	101 Daily	Mis.	Table 12	102 Daily	104 Daily	106 Daily
12:50	12:55	10:48	0.0	S. Bern'do 9, 11, 18	7:43	7:30	7:20
12:55	13:00	10:51	0.9	E Street	7:30	7:17	7:07
13:00	13:05	10:54	1.8	Mill Street	7:17	7:04	6:54
13:05	13:10	10:57	2.7	Victoria	7:04	6:51	6:41
13:10	13:15	11:00	3.6	Gladysta	6:51	6:38	6:28
13:15	13:20	11:03	4.5	Redlands	6:38	6:25	6:15
13:20	13:25	11:06	5.4	Eastberne	6:25	6:12	6:02
13:25	13:30	11:09	6.3	Graf	6:12	5:59	5:49
13:30	13:35	11:12	7.2	Mentone	5:59	5:46	5:36
13:35	13:40	11:15	8.1	East Highlands	5:46	5:33	5:23
13:40	13:45	11:18	9.0	Base Line	5:33	5:20	5:10
13:45	13:50	11:21	9.9	Molino	5:20	5:07	4:57
13:50	13:55	11:24	10.8	Highland	5:07	4:54	4:44
13:55	14:00	11:27	11.7	Patton	4:54	4:41	4:31
14:00	14:05	11:30	12.6	Del Rosa	4:41	4:28	4:18
14:05	14:10	11:33	13.5	Valencia	4:28	4:15	4:05
14:10	14:15	11:36	14.4	Arrowhead	4:15	4:02	3:52
14:15	14:20	11:39	15.3	Highland Jct.	4:02	3:49	3:39
14:20	14:25	11:42	16.2	Ar.S. Bern'dino	3:49	3:36	3:26

San Francisco Line.

5 Ex.Su	7 Daily	3 Daily	Mis.	Table 15	4 Daily	8 Daily	6 Ex.Su
8:00	2:43	0	0	Chicago	11:59	8:47	
8:10	2:55	453.4	0	Kansas City	10:40	6:40	
8:20	3:07	1376.8	0	Albuquerque	5:50	6:40	
8:30	3:20	2128.8	0	Barstow	2:55	1:40	
8:40	3:33	2880.8	0	Barstow 9	1:35	1:16	
8:50	3:46	3632.8	0	Hinkley			
9:00	3:59	4384.8	0	Hawes			
9:10	4:12	5136.8	0	Jim Grey			
9:20	4:25	5888.8	0	Kramer 21			
9:30	4:38	6640.8	0	Rod			
9:40	4:51	7392.8	0	Bissell			
9:50	5:04	8144.8	0	Mojave			
10:00	5:17	8896.8	0	Ar. Kern J. 30			
10:10	5:30	9648.8	0	Bakersfield			
10:20	5:43	10400.8	0	Jastro			
10:30	5:56	11152.8	0	Wasco			
10:40	6:09	11904.8	0	Kernell			
10:50	6:22	12656.8	0	Solita			
11:00	6:35	13408.8	0	Angiola			
11:10	6:48	14160.8	0	Corcoran 17			
11:20	6:61	14912.8	0	Guernsey			
11:30	6:74	15664.8	0	Orona			
11:40	6:87	16416.8	0	Hanford			
11:50	7:00	17168.8	0	Harlow			
12:00	7:13	17920.8	0	Laton			
12:10	7:26	18672.8	0	Conejo			
12:20	7:39	19424.8	0	Oleander			
12:30	7:52	20176.8	0	Calwa 17			
12:40	8:05	20928.8	0	Ar. Fresno			
12:50	8:18	21680.8	0	Bullard			
13:00	8:31	22432.8	0	Greenleaf			
13:10	8:44	23184.8	0	Patterson			
13:20	8:57	23936.8	0	Storey			
13:30	9:10	24688.8	0	Miller			
13:40	9:23	25440.8	0	Sharon			
13:50	9:36	26192.8	0	Marguerite			
14:00	9:49	26944.8	0	Dickinson			
14:10	10:02	27696.8	0	LeGrand			
14:20	10:15	28448.8	0	Whitton			
14:30	10:28	29200.8	0	Tuttle			
14:40	10:41	29952.8	0	Merced			
14:50	10:54	30704.8	0	Cuba			
15:00	11:07	31456.8	0	Cressy			
15:10	11:20	32208.8	0	Ballico			
15:20	11:33	32960.8	0	Denair			
15:30	11:46	33712.8	0	Chas.			
15:40	11:59	34464.8	0	Riverb'k 22			
15:50	12:12	35216.8	0	Escalon			
16:00	12:25	35968.8	0	Avena			
16:10	12:38	36720.8	0	Burnham			
16:20	12:51	37472.8	0	Ar. Stockton			
16:30	13:04	38224.8	0	Stockton			</

Visit the Grand Canyon of Arizona. Titan of Chasms and Painted Like a Flower.

Santa Fe

Gulf, Colorado & Santa Fe Railway—Continued.

15 Daily		17 Daily		18 Daily		19 Daily		20 Daily	
4:00 AM	2:37 AM	2:45 PM	343.2	Lv	Milano	Ar	1:55 PM	1:40 AM	2:10 AM
4:05 AM	4:32 AM	3:32 PM	343.2	Lv	Milano	Ar	11:25 AM	11:25 AM	2:15 AM
4:40 AM	4:30 AM	3:32 PM	414.4	Ar	Austin	Lv	8:20 AM	8:20 AM	1:30 PM
5:50 AM	5:50 AM	10:30 PM	492.1	Ar	San Antonio	Lv	4:00 AM	4:00 AM	8:30 PM
5:55 AM	5:55 AM	2:54 PM	347.9	Ar	Elevation	Lv	1:45 PM	qq 11	1:51 AM
6:40 AM	6:40 AM	3:02 PM	352.7	Ar	Christman	Lv	1:35 PM	qq 11	1:51 AM
6:45 AM	3:10 AM	3:16 PM	359.8	Ar	Caldwell	Lv	1:20 PM	1:07 AM	1:36 AM
6:55 AM	3:10 AM	3:30 PM	366.1	Ar	Davidson	Lv	1:06 PM	qq 11	1:36 AM
7:05 AM	3:44 AM	3:45 PM	372.7	Ar	Lyons	Lv	11:25 AM	qq 11	1:07 AM
7:15 AM	3:44 AM	3:52 PM	376.1	Ar	Somerville 38	Lv	11:25 AM	12:32 AM	1:00 AM
7:25 AM	3:44 AM	4:05 PM	379.8	Ar	Quarry	Lv	11:15 PM	qq	1:00 AM
7:35 AM	4:15 AM	4:08 PM	381.9	Ar	Gay Hill	Lv	11:09 AM	qq	11:49 AM
7:45 AM	4:15 AM	4:30 PM	385.9	Ar	Brenham	Lv	11:09 AM	12:08 AM	12:25 AM
7:55 AM	4:15 AM	4:42 PM	397.4	Ar	Phillips	Lv	11:35 AM	qq	11:59 PM
8:05 AM	4:15 AM	4:50 PM	401.3	Ar	Kenney	Lv	11:23 AM	qq	11:59 PM
8:15 AM	4:51 AM	5:06 PM	409.8	Ar	Bellville 39	Lv	11:14 AM	11:34 PM	11:50 PM
8:25 AM	4:51 AM	5:27 PM	417.2	Ar	Peters	Lv	10:45 AM	qq	11:30 PM
8:35 AM	4:51 AM	5:40 PM	423.1	Ar	Sealy 39	Lv	10:45 AM	11:06 PM	11:21 PM
8:45 AM	4:51 AM	5:54 PM	430.6	Ar	Burroughs	Lv	10:25 AM	qq	10:42 PM
8:55 AM	4:51 AM	6:05 PM	435.3	Ar	Walls	Lv	10:19 AM	10:45 AM	10:50 PM
9:05 AM	4:51 AM	6:18 PM	441.4	Ar	Orchard	Lv	10:05 AM	qq	10:50 PM
9:15 AM	4:51 AM	6:26 PM	446.1	Ar	Dyer	Lv	9:58 AM	qq	10:02 PM
9:25 AM	6:08 AM	6:35 PM	451.7	Ar	Rosenberg	Lv	9:47 AM	10:22 PM	10:22 PM
9:35 AM	6:08 AM	6:55 PM	457.7	Lv	Rosenberg	Ar	9:47 AM	10:36 PM	10:36 PM
9:45 AM	6:08 AM	7:00 PM	454.2	Lv	Richmond	Ar	9:40 AM	10:32 PM	10:32 PM
9:55 AM	6:08 AM	7:10 PM	459.1	Lv	Crabb	Ar	9:31 AM	10:26 PM	10:26 PM
10:05 AM	6:08 AM	7:16 PM	462.9	Lv	Booth	Ar	9:25 AM	10:21 PM	10:21 PM
10:15 AM	6:08 AM	7:25 PM	467.0	Lv	Thompsons	Ar	9:15 AM	10:15 PM	10:15 PM
10:25 AM	6:08 AM	7:35 PM	474.6	Lv	Arcola	Ar	9:08 AM	10:08 PM	10:08 PM
10:35 AM	6:08 AM	7:56 PM	481.5	Ar	Manvel	Lv	8:45 AM	9:28 PM	9:28 PM
10:45 AM	6:08 AM	8:16 PM	488.8	Ar	Alvin	Lv	8:30 AM	9:10 PM	9:10 PM
10:55 AM	6:08 AM	8:30 PM	495.7	Ar	Houston 37	Lv	8:15 AM	8:55 PM	8:55 PM
11:05 AM	6:08 AM	8:45 PM	502.6	Lv	Alvin 37	Ar	8:00 AM	8:25 PM	8:25 PM
11:15 AM	6:08 AM	8:58 PM	509.5	Ar	Algoa	Ar	7:45 AM	8:15 PM	8:15 PM
11:25 AM	6:08 AM	9:12 PM	516.4	Ar	Arcadia	Ar	7:30 AM	8:00 PM	8:00 PM
11:35 AM	6:08 AM	9:26 PM	523.3	Ar	Aita Loma	Ar	7:15 AM	7:45 PM	7:45 PM
11:45 AM	6:08 AM	9:40 PM	530.2	Ar	Hitchcock	Ar	7:00 AM	7:30 PM	7:30 PM
11:55 AM	6:08 AM	9:54 PM	537.1	Ar	Virginia Point	Ar	6:45 AM	7:15 PM	7:15 PM
12:05 PM	6:08 AM	10:08 PM	544.0	Ar	Galveston	Lv	6:30 AM	7:00 PM	7:00 PM

Dallas Line.

b2 Daily		64 Daily		66 Daily		68 Daily		67 Daily		65 Daily		61 Daily		63 Daily	
9:02	8:10	3:05	585	Lv	St. Louis	Ar	7:55	8:15	10:45	10:45	10:45	10:45	10:45	10:45	8:15
9:30	8:30	3:30	585	Ar	Paris	Lv	12:40	10:45	10:45	10:45	10:45	10:45	10:45	10:45	10:45
9:45	3:45	4:00	13	Ar	Paris, U. D. Ar	Lv	12:20	10:30	10:30	10:30	10:30	10:30	10:30	10:30	10:30
10:10	4:10	4:15	17	Ar	Ambia	Lv	11:55	10:12	10:12	10:12	10:12	10:12	10:12	10:12	10:12
10:23	4:10	4:30	18	Ar	Roxton	Lv	11:53	10:10	10:10	10:10	10:10	10:10	10:10	10:10	10:10
10:33	4:10	4:45	24	Ar	Ben Franklin	Lv	11:30	9:48	9:48	9:48	9:48	9:48	9:48	9:48	9:48
10:45	4:36	4:50	30	Ar	Pecan Gap	Lv	11:20	9:37	9:37	9:37	9:37	9:37	9:37	9:37	9:37
11:05	4:50	5:10	38	Ar	Ladonia 41	Lv	11:05	9:25	9:25	9:25	9:25	9:25	9:25	9:25	9:25
11:25	5:10	5:30	47	Ar	Wolfe City 42	Lv	10:50	9:15	9:15	9:15	9:15	9:15	9:15	9:15	9:15
11:53	5:30	5:50	54	Ar	Celiste	Lv	10:35	8:59	8:59	8:59	8:59	8:59	8:59	8:59	8:59
12:13	5:50	6:00	60	Ar	Merit	Lv	10:27	8:45	8:45	8:45	8:45	8:45	8:45	8:45	8:45
12:37	6:00	6:15	67	Ar	Farmersville	Lv	10:17	8:30	8:30	8:30	8:30	8:30	8:30	8:30	8:30
12:47	6:15	6:35	75	Ar	Copeville	Lv	10:07	8:15	8:15	8:15	8:15	8:15	8:15	8:15	8:15
1:00	6:35	6:55	80	Ar	Wylie	Lv	9:59	8:00	8:00	8:00	8:00	8:00	8:00	8:00	8:00
1:12	6:55	7:15	85	Ar	Sachse	Lv	9:42	7:50	7:50	7:50	7:50	7:50	7:50	7:50	7:50
1:30	7:15	7:35	88	Ar	Garland	Lv	9:25	7:35	7:35	7:35	7:35	7:35	7:35	7:35	7:35
1:45	7:35	7:55	91	Ar	Behnke	Lv	9:08	7:20	7:20	7:20	7:20	7:20	7:20	7:20	7:20
5:00	7:10	8:00	98	Ar	Dallas	Lv	9:05	7:15	7:15	7:15	7:15	7:15	7:15	7:15	7:15
5:25	7:32	8:00	105	Ar	Dallas	Ar	10:00	11:55	11:55	11:55	11:55	11:55	11:55	11:55	11:55
5:37	7:45	8:00	111	Ar	Hale	Lv	9:37	11:29	11:29	11:29	11:29	11:29	11:29	11:29	11:29
5:49	8:00	8:15	117	Ar	Duncanville	Lv	9:25	11:18	11:18	11:18	11:18	11:18	11:18	11:18	11:18
6:05	8:17	8:30	124	Ar	Cedar Hill	Lv	9:15	11:07	11:07	11:07	11:07	11:07	11:07	11:07	11:07
6:14	8:27	8:45	132	Ar	Midlothian	Lv	9:00	10:52	10:52	10:52	10:52	10:52	10:52	10:52	10:52
6:35	8:45	9:05	139	Ar	Wintersville	Lv	8:45	10:43	10:43	10:43	10:43	10:43	10:43	10:43	10:43
6:51	9:05	9:30	147	Ar	Venus	Lv	8:35	10:33	10:33	10:33	10:33	10:33	10:33	10:33	10:33
7:05	9:20	10:05	151	Ar	Alvarado	Lv	8:25	10:25	10:25	10:25	10:25	10:25	10:25	10:25	10:25
7:20	9:35	10:25	158	Ar	Mostron	Lv	8:15	10:15	10:15	10:15	10:15	10:15	10:15	10:15	10:15
7:35	9:50	10:40	168	Ar	Cleburne 34	Lv	8:05	10:05	10:05	10:05	10:05	10:05	10:05	10:05	10:05
7:50	10:05	10:55	175	Ar	Houston	Lv	7:55	9:55	9:55	9:55	9:55	9:55	9:55	9:55	9:55
8:10	10:20	11:10	182	Ar	Galveston	Lv	7:40	9:40	9:40	9:40	9:40	9:40	9:40	9:40	9:40

Lampasa and San Angelo Branch.

75 Daily		77 Daily		78 Daily		76 Daily		70 Daily	
4:25 PM	4:15 AM	0	Lv	Temple 34	Ar	12:15 AM	12:20 PM		
4:55 PM	4:40 AM	8	Ar	Belton Junction	Lv	11:45 PM	11:50 AM		
5:32 PM	5:13 AM	17	Ar	Nolanville	Lv	11:05 PM	11:20 AM		
5:57 PM	5:30 AM	25	Ar	Killeen	Lv	10:45 PM	11:03 AM		
6:15 PM	5:50 AM	36	Ar	Coppers Cove	Lv	10:25 PM	10:40 AM		
6:35 PM	6:40 AM	56	Ar	Lampasa	Lv	9:30 PM	9:45 AM		
6:55 PM	7:28 AM	73	Ar	Lometa	Lv	8:30 PM	9:00 AM		
7:15 PM	7:40 AM	85	Ar	Goldthwaite	Lv	7:40 PM	8:15 AM		
7:35 PM	8:15 AM	95	Ar	Mullen	Lv	7:20 PM	8:45 AM		
7:55 PM	9:03 AM	118	Ar	Zephyr	Lv	6:55 PM	7:15 AM		
8:15 PM	9:30 AM	130	Ar	Brownwood	Lv	6:30 PM	6:45 AM		
8:35 PM	10:15 AM	140	Ar	Bangs	Lv	5:50 PM	Leaves		
8:55 PM	10:40 AM	151	Ar	Santa Anna	Ar	5:30 PM	3:18 PM		
9:15 PM	11:05 AM	160	Ar	Coleman	Lv	5:02 PM	2:25 PM		
9:35 PM	11:30 AM	167	Ar	Valera	Ar	4:24 PM	1:45 PM		
9:55 PM	12:11 PM	176	Ar	Talpa	Ar	4:05 PM	1:25 PM		
10:15 PM	12:50 PM	184	Ar	Benoit	Lv	3:48 PM	1:05 PM		
10:35 PM	1:30 PM	192	Ar	Ballinger	Lv	3:28 PM	11:20 AM		
10:55 PM	2:10 PM	201	Ar	Rovena	Lv	3:08 PM	11:55 AM		
11:15 PM	2:50 PM	209	Ar	Miles	Lv	2:51 PM	11:35 AM		
11:35 PM	3:30 PM	218	Ar	Hortense	Lv	2:33 PM	11:05 AM		
11:55 PM	4:10 PM	227	Ar	San Angelo	Lv	2:15 PM	10:45 AM		

Numbers against stations refer to tables showing connecting trains.

Santa Fe

Houston Line.

12-99 Su. only		10-101 Su. only		18-95 Daily		4-98 Daily		2-91 Daily		90-1 Daily		94-17 Daily		92-3 Ex.Su.		96-9 Su. only		100-7 Su. only		98-11 Su. only	
10:05 PM	7:05 PM	7:30 PM	4:25 PM	1:30 PM	Lv	Galveston	Ar	8:45 AM	9:10 AM	3:20 PM	10:15 PM	2:50 PM	10:25 PM	10:50 PM	7:52 PM	8:25 PM	5:20 PM	2:22 PM	9:25 PM	2:03 PM	9:40 PM
10:50 PM	7:49 PM	8:25 PM	5:20 PM	2:22 PM	Lv	Alvin 34	Ar														

Santa Fe

The Atchison, Topeka & Santa Fe Railway—Continued

Wellington Branch.

501 Daily	527 Daily	Mls.	Table 75	502 Daily	528 Daily
5:45 PM	7:25 AM	0	Lv. Newton 2, 28	Ar 10:00 AM	6:25 PM
6:35 PM	8:00 AM	27	Wichita 28, 73	Ar 9:00 AM	4:57 PM
7:10 PM	8:35 AM	43	Mulvane 28, 70, 71	Lv 8:25 AM	4:26 PM
7:15 PM	9:40 AM	43	Mulvane	Ar 8:25 AM	4:26 PM
7:30 PM	9:55 AM	49	Belle Plaine	Ar 8:10 AM	4:08 PM
7:45 PM	10:07 AM	54	Clerco	Ar 7:55 AM	3:57 PM
8:10 PM	10:25 AM	61	Wellington 28, 49, 50, 71, 72	Lv 7:40 AM	4:40 PM
8:35 PM	10:45 AM	61	Wellington	Ar 7:10 AM	3:30 PM
2:40 AM	6:05 PM	203	Woodward	Lv 1:35 AM	8:30 AM

Hutchinson Branch.

557 Ex. Su.	1 Daily	3 Daily	9 Daily	Mls.	Table 76	2 Daily	10 Daily	4 Daily	558 Ex. Su.	
8:45 AM	7:10 PM	3:15	2:55	9:35	11	Lv. Hutchinson 2, 74 Ar	8:40	7:20	4:20	4:00
9:10 AM	7:33			9:58	11	Partridge	Ar 8:20	7:57	3:55	
9:20 AM	8:09			10:08	19	Abbyville	Ar 7:45	7:45	2:22	
9:32 AM	8:39			10:22	38	Plevna	Ar 7:30	7:30	2:00	
9:43 AM	8:59			10:35	48	Sylvia	Ar 7:20	7:20	1:55	
10:03 AM	9:30			10:52	38	St. John	Ar 7:05	7:05	1:35	
10:22 AM	9:47			11:10	48	St. John	Ar 6:55	7:05	1:15	
10:45 AM	9:15			11:10	58	Mackville	Ar 6:45	7:15	1:00	
10:58 AM	9:32			11:30	67	Belpre	Ar 6:35	7:35	1:00	
11:13 AM	9:47			11:50	75	Lewis	Ar 6:30	7:40	1:00	
11:30 AM	10:05			12:35	84	Kinsley 2	Lv 6:22	7:50	1:17	

Great Bend Branch.

115-577 Ex. Su.	Mls.	Table 77	576-116 Ex. Su.
*11:05 PM	0	Lv. Kansas City 2 Ar	*10:20 PM
*10:20 AM	286	Ar. Great Bend	*11:53 AM
11:20 PM	0	Lv. Great Bend 2 Ar	10:25 AM
12:40 PM	8	Helzer	9:55 AM
1:05 PM	15	Albert	9:32 AM
1:10 PM	20	Shaffer	9:18 AM
1:30 PM	24	Timken	8:53 AM
1:52 PM	32	Rush Centre	8:40 AM
2:10 PM	39	Nekoma	8:25 AM
2:25 PM	45	Alexander	8:10 AM
2:43 PM	53	Bazine	7:55 AM
3:10 PM	64	Ness City	7:30 AM
3:35 PM	73	Laird	7:10 AM
3:55 PM	81	Beeler	6:55 AM
4:13 PM	87	Alamota	6:40 AM
4:38 PM	96	Dighton	6:20 AM
4:57 PM	103	Amy	6:05 AM
5:15 PM	110	Grigsby	5:50 AM
5:45 PM	120	Ar. Scott City	5:30 AM

Canon City, Rockvale and Brookside Branches.

631 Ex. Su.	635 Ex. Su.	625 Daily	Mls.	Table 78	626 Daily	636 Ex. Su.	632 Ex. Su.
		10:20 AM	0	Lv. Pueblo, U. D. 2a	Ar 7:10 PM		
		10:30 AM	9	Canon Junction	Ar 7:00 PM		
		10:45 AM	11	Livesey	Ar 6:44 PM		
		11:05 AM	11	Carters	Ar 6:40 PM		
		11:00 AM	15	Taylor's	Ar 6:32 PM		
		11:14 AM	23	Woodruff	Ar 6:18 PM		
		11:25 AM	27	Portland	Ar 6:05 PM		
		11:33 AM	31	Dean	Ar 5:56 PM		
4:00 PM	12:55	11:44 AM	33	Florence	Ar 5:51 PM	1:50	12:45
4:05 PM	1:00	11:50 AM	34	Clelland	Lv 5:45 PM	1:45	12:40
		1:10 PM	37	Ar. Rockvale	Lv 1:35 PM		1:35
4:16 PM		11:59 AM	37	Ar. Brookside Jct.	Lv 5:39 PM		1:20
4:25 PM		12:10 PM	41	Ar. Cañon City	Lv 5:30 PM		12:20

The Petrified Forest

The Petrified Forest of Arizona comprises five separate deposits, all quickly and comfortably reached over good roads from Adamana station on the Santa Fe. Some of the deposits are also reached from Holbrook. The round trip may be made in a day.

The distances are as follows: From Adamana to First Forest, 6 miles; to Second Forest, 8 1/2 miles; to Third Forest, 13 miles; to Blue Forest, 7 miles; to North Sigillaria Forest, 9 miles. From Holbrook to Third Forest, 18 miles; to Second Forest, 28 miles; to First Forest, 26 miles.

At Adamana visitors may secure comfortable accommodations at the Forest Hotel, managed by Mr. A. I. Stevenson. At Holbrook there are several hotels.

Transportation facilities between Adamana and the Forest consist of spring wagon outfits and saddle ponies. Advance notice should be given of large parties.

The Petrified Forest is well worth visiting. In addition to the big petrified tree, one hundred feet long, which forms a natural bridge across a chasm between two mesas, there are hundreds of smaller sections of petrified tree trunks in variegated colors, which either lie exposed on the sandy plain or are half buried in adjacent hillsides.

The North Sigillaria and Blue Forests respectively lie north and east of Adamana. They were recently discovered by Prof. John Muir. The first named is noted for its very large tree trunks, many of which are upright, just as the trees grew there millions of years ago. In the Blue Forest, as its name signifies, most of the specimens are tinted a beautiful blue color.

Train and Pullman stop-overs are granted when passengers desire to visit the Petrified Forest. Ask for pamphlet.

Santa Fe

Santa Fe

The Meal Service
on the
Santa Fe
Is the Best in the World
Management of Fred Harvey.

All through passenger trains which do not carry dining cars are scheduled to stop at stations provided with dining rooms and lunch counters. *Ample time is allowed for meals.*

All dining cars are equipped with electric lights and electric fans—a distinctive feature of the Santa Fe. A device in ceiling of kitchen removes any odor of cooking. The tables are very inviting, with their snowy linen, glistening silver, and cut glass. Meals are served a la carte, except that on the California Limited the dinners are table d' hote.

Dining rooms (with bakery lunches in connection) are maintained at Dearborn Station (Chicago), Topeka, Emporia, Newton, Hutchinson, Dodge City, Syracuse, Wellington, and Arkansas City, Kan.; El Paso, Texas; Purcell, I. T.; Temple and Dallas, Tex.; La Junta and Trinidad, Colo.; Las Vegas, Albuquerque, Rincon, Gallup, and Deming, N. M.; Winslow, Ash Fork, and Seligman, Ariz.; Needles, Barstow, Bakersfield, Merced, and Los Angeles, Cal.; also on ferry steamer "San Pablo" between Ferry Point and San Francisco.

Lunch rooms provided with comfortable seating facilities may be found at Chanute, Kan.; Guthrie, Okla.; Gainesville, Cleburne, Rosenberg, Somerville, Silsbee, and Galveston, Tex.; Colorado Springs, Colo.; Lamy, and San Marcial, N. M.; Kingman, Ariz.; Bagdad, Mojave, and San Bernardino, Cal.

The dining car, dining room, and hotel system of the Santa Fe, managed by Fred Harvey, is conceded to be the best in the world. In addition to dining rooms and lunch rooms, hotel accommodations are provided at Emporia, Newton, Hutchinson, Wellington, and Dodge City, Kan.; La Junta and Trinidad, Colo.; Albuquerque, Las Vegas, and Deming, N. M.; Winslow and Ash Fork, Ariz.; Needles, Barstow, and Mojave, Cal.; and Temple, Texas. There are rooms for a limited number of guests at Arkansas City and Syracuse, Kan.; Lamy, San Marcial, and Rincon, N. M. The majority of these hotels are newly built and have all the modern conveniences, including steam heat, electric lights, and electric bells. They are conveniently located with respect to business and sight-seeing and afford first-class service.

The Castañeda, Las Vegas, is built in the style of the Old Spanish Missions with tiled roof and wide verandas. It contains forty-three guest rooms, dining hall, billiard room, parlors, etc., and the furnishings are first class throughout.

The Cardenas, Trinidad, has thirty-seven guest rooms, is handsomely furnished, and contains every modern improvement—steam heat, electric lights, hot and cold water, and bathrooms. Dining room seats a hundred guests. Architecture is of Mission style.

The Alvarado, Albuquerque, is modeled architecturally in Old Mission style. It is the finest railway hotel in the South-west and cost \$125,000. The Alvarado is handsomely furnished throughout, illuminated by electric lights, and affords every luxury. One unique feature is a museum, where are displayed Indian curios valued at \$75,000, collected from all Western tribes.

Hotel Escalante, Ash Fork, is the newest Santa Fe depot-hotel. It is of steel-concrete construction, absolutely fire-proof and provided with every accessory of a high-class metropolitan inn. Hot and cold water, steam heat, electric lights, telephones, many rooms with private baths.

Santa Fe

Yosemite Valley R.R. Tonopah & Tidewater R.R.

No. 8	2 Daily	Mi	STATIONS.	1 Daily	No. 7
10:00 AM	8:45 PM	0	Lv. San Francis. Ar	5:30 AM	7:45 PM
1:15 PM	12:01 PM	78	Stockton	2:15 PM	3:35 PM
3:05 PM	1:50 PM	143	Ar. Merced	4:25 PM	5:37 PM
4:40 PM	2:30 PM	0	Lv. Merced	6:15 PM	7:35 PM
6:01 PM	3:11 PM	11	Eddendale	8:01 PM	9:11 PM
7:10 PM	3:50 PM	18	Hopeton	9:50 PM	11:00 PM
8:20 PM	4:30 PM	34	Merced Falls	11:40 PM	12:50 PM
9:30 PM	5:10 PM	80	Goff	1:30 PM	2:40 PM
10:40 PM	5:50 PM	126	Exchequer	3:20 PM	4:30 PM
11:50 PM	6:30 PM	172	Pleasant Valley	5:10 PM	6:20 PM
1:00 AM	7:10 PM	218	Jasper	7:00 PM	8:10 PM
2:10 AM	7:50 PM	264	Mast	8:50 PM	10:00 PM
3:20 AM	8:30 PM	310	Kirtledge	10:40 PM	11:50 PM
4:30 AM	9:10 PM	356	Bagby	12:30 AM	1:40 AM
5:40 AM	9:50 PM	402	North Fork	1:20 PM	2:30 PM
6:50 AM	10:30 PM	448	Mountain King	3:10 PM	4:20 PM
8:00 AM	11:10 PM	494	Bear Creek	5:00 PM	6:10 PM
9:10 AM	11:50 PM	540	South Fork	6:50 PM	8:00 PM
10:20 AM	12:30 PM	586	Moss Canyon	8:40 PM	9:50 PM
11:30 AM	1:10 PM	632	Ar. El Portal	10:30 PM	11:40 PM

When planning your next summer outing, keep the
YOSEMITE
and the
GRAND CANYON
in mind.

EXPLANATION OF REFERENCE MARKS.

Light-faced figures indicate time from midnight to noon. Bold-faced figures indicate time from noon to midnight.

These marks apply to all portions of folder except page showing Pullman rates.

- * Daily. † Daily, except Sunday. ‡ Daily, except Monday. § Daily, except Saturday.
- ¶ Sunday only. ¶ Dining-room or lunch counter.

a Will stop on flag for paying passengers for St. Joseph District.

b Will stop to discharge paying passengers from Chicago or East thereof.

c Will stop to discharge paying passengers from points between Denver and La Junta.

d Will stop on flag for passengers for Chicago and East.

e Will stop on flag for passengers destined to Colorado and beyond, and to El Paso, (Arizona, or California).

f Will stop on flag.

g Will stop to discharge passengers from points east of Bakersfield.

h Will stop to discharge paying passengers from St. Joseph District.

i Will stop on flag for passengers destined to Kansas City or beyond.

j Will stop to discharge paying passengers from points west of La Junta on Colo. Div.

k Will stop to discharge paying passengers from south of Purcell.

l Will stop to discharge paying passengers from west of Albuquerque.

m Will stop to discharge paying passengers from east or west of Newton.

n Will stop on flag for passengers for east of Ft. Madison.

o Will stop to discharge paying passengers from east of Kansas City.

p Will stop to discharge paying passengers from McPherson Branch.

q Will stop to discharge paying passengers from east of La Junta.

r Will stop to receive passengers for points between Barstow and San Francisco.

s Will stop for paying passengers Sunday only.

t Will stop to receive passengers destined to Lawrence, Olathe, or west thereof.

u Stops to discharge passengers from east of Azusa.

v Will stop to discharge paying passengers from Kansas City or west thereof.

w Will stop to discharge paying passengers from Lawrence, Olathe, or west thereof.

x Will stop to discharge passengers from east of Albuquerque.

y Sunday, Tuesday, and Thursday.

z Stops to leave passengers from points between San Bernardino and Orange.

aa Will stop on flag for California and Arizona passengers, also for those destined to Deming or El Paso and points south and west thereof.

bb Will stop to discharge paying passengers from Chicago or Joliet.

cc Stops to take passengers for points between Orange and San Bernardino.

dd Will stop on flag for passengers for points west or south of Newton where No. 7 is scheduled to stop.

ee Will stop for passengers destined to California points.

ff Will stop to discharge passengers from Visalia Branch.

gg Stops to take or leave passengers for or from Santa Ana or south.

hh Will stop to receive passengers for points beyond San Bernardino.

ii Will stop to discharge paying passengers from west of Newton.

jj Will stop to discharge paying passengers from east of Seligman.

kk Will stop to discharge paying passengers from Santa Fe Branch.

ll Will stop to discharge passengers from points bet. Pelican, Beaumont, and Center.

mm Will stop to discharge passengers from points between San Angelo and Bangs.

nn Will stop to discharge passengers from points on or via the L. & G. N.

oo Will stop to discharge passengers holding tickets of foreign lines' issue.

pp Will stop to discharge passengers from foreign line points at Chicago or Kansas City, and to discharge passengers from points east of Missouri River where No. 1 is scheduled to stop.

qq Will stop to discharge or to receive passengers holding through tickets via foreign lines.

rr Will stop to receive passengers for points beyond Somerville.

ss Will stop to discharge passengers.

tt Will stop to discharge passengers holding through Pullman tickets.

uu Will stop on flag for paying passengers for south of Newton.

vv Will stop for passengers for east or south of Newton.

ww Will stop to passengers to or from points north or east of San Bernardino.

xx Will stop to discharge passengers holding tickets from pts. beyond Somerville.

yy Will stop to discharge passengers from points on Guthrie & Western Ry.

yz Will stop to discharge paying passengers from east of Newton.

zz Will stop to discharge paying passengers from Southern Kansas Division points.

- Leaves or arrives Tues., Thurs., and Sat. • Leaves or arrives Mon., Wed., and Fri. • Leaves or arrives Mon., Wed., and Sat.

aa Will stop to discharge paying passengers from south of Newton.

ae Will stop on flag for passengers holding first-class tickets to California.

After Seeing California
go to the
Hawaiian Islands
The Paradise of the Pacific

The ocean voyage from San Francisco to Honolulu a distance of 2,100 miles, may be made in less than six delightful days. As a rule the weather is balmy and the sea smooth.

The boats used compare favorably with the finest Atlantic steamers. They are large, luxurious, speedy and are specially fitted for tropical service.

A round-trip ticket, San Francisco to Honolulu, costs about \$35. One can easily make the trip there and back in one month, and have plenty of time at disposal for visiting the many points of interest—such as the giant peaks of Mauna Kea and Mauna Loa, the active volcano of Kilauea, the precipice of the Pali, the bathing beach of Waikiki, and Pearl Harbor.

Honolulu, the capital, on the island of Oahu, is a beautiful city well built and up to date. Its hotels are thoroughly modern, and visitors will find therein every comfort and luxury. One may bathe in the surf here any day in the year; the temperature of the water off shore varies from 76° to 80° Fahr.

Gentle trade-winds insure a well-nigh perfect climate at all seasons.

In Hawaii Every Day is a June Day

For descriptive booklet, address Hawaii Promotion Committee, Honolulu, T. H.

After seeing Hawaii, keep on going until you reach the Philippines, stopping off at Manila to take in the

Philippines Carnival
Manila, P. I., Feb. 3-10.
The first of its kind and absolutely unique. Representatives of every Filipino tribe will be there.

Castle Hot Springs Arizona

This resort is picturesquely located in the foothills of the Bradshaw Mountains, Central Arizona, 2,000 feet above sea level. It is a four hours' drive from Hot Springs Junction, on the Santa Fe, midway between Prescott and Phoenix.

The medicinal hot springs, plus a warm and dry atmosphere, plus a really first-class hotel, plus out-door amusements, not only furnish desirable attractions for the pleasure seeker, but also provide a grateful relaxation for the overworked man of affairs, rest for the nervous invalid, and a cure for those who are sick. Consumptives are positively not received.

You will find this place very enjoyable from fall until late spring. If you are looking for a delightful resort in a perfect climate, send for the beautiful new illustrated book that tells all about it. It is FREE.

Address,
Castle Hot Springs Company, Hot Springs, Yavapai County, Arizona

INDUSTRIAL DEPARTMENT
A Community of Interests

Is that existing between the Atchison, Topeka & Santa Fe Railway System and the people on its lines. This partnership is evidenced in the creation of an Industrial Department by the Santa Fe, the objects of which are:

- To ascertain and bring to the attention of interested manufacturers all the resources in the way of raw material along its lines;
- To co-operate with and encourage the citizens of its territory in the establishment of industries which the local conditions, markets, and other factors favor;
- To bring opportunities for investment in its tributary territory to the attention of investors;
- To aid producers along its lines to extend their markets, and to foster an interchange of commodities along its system;
- To encourage and aid in the introduction of new and profitable products;
- To keep in touch with developments and discoveries in its immense mineral territory, and to aid miners and prospectors in bringing their claims to the attention of capital.

For further information address:
WESLEY MERRITT, Industrial Commissioner,
1122 Railway Exchange Chicago, Illinois

Visit the Grand Canyon of Arizona. Stop-overs Granted on Through Tickets.

Santa Fe Winter Excursions

SOUTHWEST HOMESEEEKERS

Homeseekers' round-trip excursion tickets will be sold on first and third Tuesdays of each month to and including December, 1907, from Kansas City, Mo., Leavenworth, Kan., Atchison, Kan., St. Joseph, Mo., and east thereof, to most points in Kansas, Colorado, and Arizona, and all points in Oklahoma, Texas, New Mexico, and old Mexico, at **Very Low Rates**; tickets first-class; final limit twenty-one to thirty days, according to destination. Stop-overs are allowed at and west of Emporia or Iola, Kan.

Side Trips: To persons presenting Homeseekers' round-trip tickets reading via Santa Fe lines to points in Kansas west of Wellington; also to Oklahoma, Texas, and the Pecos Valley, through Newton, Wichita, Winfield, Mulvane, Wellington, Newkirk, Ponca City, Guthrie, and Oklahoma City, side-ride tickets will be sold by the agents at those stations to points on Santa Fe lines in Oklahoma, and at Newton, Wichita, Winfield, and Mulvane to points on Pecos Valley Lines. The Agents at Newton and Wichita will also sell to all points on the Atchison, Topeka & Santa Fe in Kansas. Rate for these side trips to be about one fare for the round trip.

Agents of the Gulf, Colorado & Santa Fe Railway at Fort Worth, Dallas, Cleburne, Temple, Cameron, Milano, Somerville, Sealy, Wallis, Rosenberg, Houston, Alvin, and Beaumont will sell side-ride local tickets to points on the Gulf, Colorado & Santa Fe Railway in the State of Texas at one fare for round trip. Most other lines in Texas sell to holders of homeseekers' tickets, side-ride tickets from their junction points with the Gulf, Colorado & Santa Fe Railway to stations on their lines at one fare for the round trip.

WINTER TOURIST RATES

TO TEXAS AND NEW MEXICO

Very low round-trip rates are also made to many Texas and New Mexico points for winter excursion business; including such well known resorts as El Paso, Albuquerque, Deming, San Antonio, Galveston, and Houston. Tickets on sale daily, until April 30, 1908. Final return limit, June 1, 1908.

All-the-Year Tourist Rates

TO CALIFORNIA

From Chicago, \$110.00; from St. Louis, \$102.00; from Missouri River, \$90.00; from Denver, Colorado Springs, and Pueblo, \$80.00. Stop-over at will within 90 days going and final limit of nine months on the return.

TO GRAND CANYON

See the Canyon in the winter. Every month has its special charm, and though you have seen it before it will pay you to go again. It is ever changing. You can stop over for a day or two on your way to California, or you can make it as a special trip for \$80.00 from Chicago; \$72.00 from St. Louis; \$60.00 from Missouri River. The California Limited carries a Pullman sleeper to the rim.

TO PRESCOTT AND PHOENIX

Southern Arizona is interesting. The famous Castle Hot Springs are attracting tourists and seekers after health. The Salt River Valley, where Phoenix is situated, is also a favorite winter resort. The round-trip rate is \$85.00 from Chicago; \$77.00 from St. Louis, and \$65.00 from Missouri River to either Prescott or Phoenix.

TO THE CITY OF MEXICO

Tickets on sale daily, limited to nine months from date of issue for final return. Rates from Chicago, \$89.95; from Kansas City, \$69.05; all other stations relatively low. Through Pullman from Kansas City daily via San Antonio, Laredo, and the National Lines of Mexico. Another way is via El Paso and the Mexican Central Ry.

Santa Fe Ship Your Freight

Through Merchandise Cars from Chicago, St. Louis, Kansas City, St. Joseph, Atchison and Leavenworth. : : :



ALL THE WAY

To principal points in Illinois, Missouri, Kansas, Oklahoma, Texas, Colorado, New Mexico, Arizona and California

Emigrant Movables Are Given Special Attention.

These consist of Household Goods and Articles enumerated below, viz: Tools and Implements of calling (including Hand and Foot-Power Machines, but not including Machinery driven by steam, electrical or water power, other than Agricultural Implements); Books of professional men; second-hand Store Fixtures of merchants; second-hand Farm Machinery and Vehicles (not including Automobiles, Hearses and similar vehicles). Live Stock, not to exceed ten (10) head (subject to declared valuations and premium charges shown under "Live Stock"); Trees and Shrubbery; Lumber and Shingles (not to exceed in the aggregate the equivalent of 2,500 feet of Lumber); Fence Posts (not to exceed 250 in number); or a portable House; Seeds for planting purposes, and property included in the outfit of intending settlers, but does not include Doors, New Furniture, Sash, Blinds, Provisions, Grain (unless intended for seed, or for feeding animals while in transit), General Merchandise, nor any articles whether herein enumerated or not, which are intended for sale or speculation. Shipments of Emigrant Movables must contain a sufficient quantity of furniture to make the intention of a permanent residence at destination evident. Household goods not the property of intending settlers are ratable as provided for Household Goods.

One man will be passed free one way with one or more cars of Emigrant Movables, provided the car contains horses, mules, cattle, hogs, or sheep, and is covered by live stock contract. No return pass given.

Prospective settlers and others can get full information as to rates, service, etc., by addressing

**J. E. GORMAN, Freight Traffic Manager A. T. & S. F. Ry System
Railway Exchange, Chicago**

**J. R. KOONTZ, General Freight Agent A. T. & S. F. Ry
Topeka, Kans.**

Yosemite Valley

This region of wonderful forests, stupendous water falls and towering cliffs is now reached by rail all the way to the edge of the valley every day in the year

Through Santa Fe trains connect at Merced, Cal., with local trains of the Yosemite Valley R. R., thence eighty miles to El Portal, where **in the spring, summer, and fall months only** passengers take comfortable four-horse stages for a delightful twelve miles' ride to the Sentinel Hotel in the center of the valley near Yosemite Falls, passing also Bridal Veil Falls, Cascade Falls, El Capitan, Cathedral Spires, Sentinel Rock, and The Three Brothers. Leave Merced 2.30 p. m. and arrive El Portal same evening. Returning, leave El Portal 7.25 a. m., arrive Merced 11.25 a. m.

Round-trip excursion rates to Yosemite Valley (rail and stage): From San Francisco, \$23.50; from Merced, \$18.50.

Yosemite is NOT accessible in WINTER and the hotels there are closed then.

Visit the Grand Canyon of Arizona. Greatest Rift in Earth's Crust.

Santa Fe

The California Limited

is the only train between Chicago and Southern California via any line exclusively for first-class travel.

It runs daily between Chicago, Kansas City, Los Angeles, San Diego, and San Francisco, on rock-ballasted and oil-sprinkled tracks, safeguarded by block signals.

The scenery through Colorado, New Mexico, and Arizona is unique in all the world. At times you are more than a mile above the sea—the air is dry, pure, and bracing.

Equipped with a ten-section double drawing-room Pullman sleeper, a ten-section single drawing-room, and two stateroom Pullman sleeper, a standard Compartment sleeper, a dining car in which *à la carte* breakfast and lunch and *table d'hôte* dinners are served; a buffet smoking car, containing gentlemen's buffet, reading, and smoking room, and barber shop, and an observation car with library and a commodious parlor.

The entire train is wide vestibuled, and ventilated by the Garland process. It is electric lighted throughout, each section having two separate lights conveniently placed. Electric fans are also provided. Current periodicals and newspapers and stationery are furnished in both the buffet smoking car and observation car, also market reports by wire.

No extra fare is charged beyond the cost of regular first-class one-way or round-trip tickets—except that if one person occupies a drawing-room alone, two first-class passage tickets will be required; if one person occupies a compartment alone, one and one-half first-class passage tickets will be required.

Pullman berths must be paid for when reservations are made. The management has adopted this rule for the mutual benefit of all California Limited patrons, on account of heavy travel.

COLONIZATION DEPARTMENT

There IS such a thing as a "New Southwest." The growth and general progress that have come to the region that term describes are so astonishing that few people really know how far it has already gone in those processes that create an empire.

There is no system of railway lines that cover so much of this great Southwestern country as do those of the Santa Fe. Many of the greatest enterprises of the Government Reclamation Department—many of the desert valleys of which private enterprise has already made orchards and gardens—are on these Santa Fe lines. Immense tracts of cheap lands, such as Southwest Kansas, the Texas Panhandle, Western, Central, and Southern Texas—all destined to be occupied and farmed—are reached by these lines of the great Santa Fe.

It is the purpose of the Colonization Department to keep actively in touch with the general public in all that pertains to opportunity in this new, great country which under changed conditions is rapidly coming under the control of the modern American farmer. The older ideas of immigration are things of the past. The Government quarter-section of rich land in a rainy country is equally a thing of memory. New methods and ideas have taken the place of the old ways.

The Santa Fe Colonization Department will as far as possible keep the enquiring public in touch with things as they are, by letter or by means of printed and illustrated literature that will be in all cases reliable and up-to-date.

All correspondence should be addressed to

**C. L. SEAGRAVES, General Colonization Agent,
1117 Railway Exchange Chicago, Illinois**

FREE U. S. Gov't LANDS

Write to C. L. Seagraves, General Colonization Agent, A. T. & S. F. Ry, 1117 Railway Exchange, Chicago, for free copy of new folder, telling all about Government lands along the Santa Fe in Western Kansas, Eastern Colorado, New Mexico, Arizona, and California, subject to homestead entry.

In that region are millions of unoccupied acres. Much of this land can be irrigated or crops grown under the Campbell system of "dry farming." It costs you only a postal card to learn the facts.

Wells, Fargo & Co.'s Express

Operates on the entire Santa Fe System. The only Express Company having continuous through lines from Ocean to Ocean and from the Lakes to the Gulf; also throughout the Republic of Mexico and connections to Europe. Facilities unexcelled. Quick time and lowest rates to all points. Passengers' baggage carried in bond without examination at original port of entry.

Santa Fe

OCEANIC STEAMSHIP CO.,

And Connections, to Hawaiian Islands and Tahiti.

(Santa Fe Lines to San Francisco)

Fast Mail Service every three weeks. Twin screw steamship, speed 17 knots an hour, and only 5 1/2 days from San Francisco to Honolulu.

SCHEDULE OF SAILINGS

SUBJECT TO CHANGE WITHOUT NOTICE:

Steamship "ALAMEDA" leaves San Francisco for Honolulu Dec. 28th.
Steamship "MARIPOSA" leaves San Francisco for Tahiti Dec. 28th.

BOSTON, Mass., 332 Washington St. S. W. MANNING, Gen. New England Agt.
NEW YORK CITY, N. Y., 377 Broadway G. C. DILLARD, Gen. Eastern Pass'r Agt.
SAN FRANCISCO, Cal., 573 Market St. L. F. COCKROFT, G. P. A., Oceanic S.S. Co.
HONOLULU, Hawaii W. G. IRWIN & Co. (Ltd.)
TAHITI, Society Islands W. MEULI
Or any Santa Fe agent named in this folder.

PACIFIC MAIL S. S. CO.

To Hawaii, Japan, China, and the Philippines

(Santa Fe Lines to San Francisco)

Steamers leave San Francisco on the schedule given below:

Steamer SIBERIA,	Dec. 24, March 10, May 26.
" CHINA,	Dec. 31, March 17, June 2.
" MANCHURIA,	Jan. 7, March 24, June 9.
" MONGOLIA,	Jan. 30, April 14, June 30.
" KOREA,	Feb. 25, May 9, July 23.

Connecting at Nagasaki with steamers for Korea, Siberia, and Northern Chinese ports; at Shanghai with steamers for Northern Chinese ports, and at Hong Kong with steamers for Southern Chinese ports, Formosa, Manilla, Straits Settlements, Australia, and British India.

BOSTON, Mass., 332 Washington St. S. W. MANNING, Gen. New England Agt.
NEW YORK CITY, 377 Broadway Geo. C. DILLARD, Gen'l Eastern Pass'r Agent
SAN FRANCISCO, Cal. A. CENTER, General Agent
YOKOHAMA, Japan T. D. McKAY, Gen'l Pass'r Agent S. F. O. P.
HONG KONG, China S. SILVERSTONE, Agent
LONDON, England RUDOLPH FALCK, Gen'l European Agent
Or any Santa Fe agent named in this folder.

COMMERCIAL UNION NAVIGATION COMPANY

From Galveston to Havana and other Cuban ports.

(Santa Fe Lines to Galveston)

Steamer "PROGRESSO" leaves Galveston every other Friday at 4 pm., as follows: Dec. 6, and Dec. 20, 1907; Jan. 3, Jan. 17, and Jan. 31, 1908.

Rates: One Way First Class \$25.00; Round Trip \$45.00

For detail information address: **H. MOSLE & CO., Agents Galveston, Texas**

NORTH GERMAN LLOYD S. S. CO.

FROM GALVESTON TO BREMEN AND OTHER EUROPEAN PORTS.

(Santa Fe Lines to Galveston)

Steamers leave Galveston on the schedule given below:

Steamer HANNOVER,	Dec. 16, 1907; Feb. 17, 1908.
" CHEMNITZ,	Jan. 6, March 9, 1908.
" KOELN,	Jan. 6, 1908.
" FRANKFURT,	Jan. 27, March 30, 1908.

Rates one way: First Class \$60.00; Steerage \$34.00

For detailed information address: **ALFRED HOLT, G. A., Galveston, Tex.**

MALLORY LINE

Ideal Gulf and Ocean Route

SAILINGS FROM GALVESTON TO NEW YORK

TUESDAYS, THURSDAYS, SATURDAYS

(Santa Fe Lines to Galveston)

A restful and healthful journey under most favorable conditions.

**Superb Steamers—Excellent Accommodations
Lowest Rates—Splendid Service**

Ask any Ticket Agent of Santa Fe System for a copy of the new Mallory Line folder; it is different from others.

J. B. DENISON, General Agent, Galveston, Texas.

D. H. TAYLOR, Pass'r Traffic Manager, 290 Broadway, New York City.
C. C. BROWN, General Pass'r Agent.

Visit the Grand Canyon of Arizona. The Great Round World Has Nothing Like It.



Delightful fireside dreams of the

Grand Canyon

of Arizona

become a reality—if you take a Santa Fe train to sunny California, and stop off at the Canyon en route.

Why not go this Fall?

El Tovar, the most unique, the most comfortable, the most costly hotel in the Southwest, under management of Fred Harvey, is located at the Grand Canyon of Arizona. Occupying a site 7,000 feet above sea-level, close to the Canyon rim, at the railway terminus and not far from the head of Bright Angel Trail, El Tovar commands a prospect without parallel in the world. It represents an investment of nearly a quarter of a million dollars. The hotel is built of pine logs and stone, in rustic style; is from three to four stories high and contains more than a hundred sleeping-rooms. There are accommodations for nearly 300 guests. The cuisine is Harvey's best. Every modern convenience is provided—such as steam heat (in season), electric light, baths, rooms en suite, private dining-rooms, an amusement and club room, a solarium, roof gardens, and music. Pure spring water is brought from a distance, and the sewage is perfectly disposed of. Livery for drives along the rim and trips down the trail. The hotel is conducted on the American plan. The rates are \$4.00 a day and upwards.

To accommodate those desiring less expensive quarters Bright Angel Camp—old Bright Angel Hotel remodeled—is run as an adjunct to El Tovar under Harvey management, on European plan. Rooms in cottage or tent, 75 cents a day each person; meals at cafe. The service here is clean, wholesome, and comfortable.

Santa Fe Trains now run twice a day to the rim of the Canyon at Bright Angel. Leave Williams 1.30 p. m. and 5.55 a. m.; leave Grand Canyon returning, 8.30 a. m. and 9.00 p. m.; time about three hours each way; close connection with main line trains.

Daily Pullman service on No. 3 (California Limited), Winslow to Grand Canyon; and No. 1 (Los Angeles Express), Grand Canyon to Los Angeles; also on No. 4 (California Limited), Los Angeles to Grand Canyon, and Grand Canyon to Winslow. Extra Pullman fare: Williams to Grand Canyon, \$2.00 for double berth (sleeper may be occupied all night); Grand Canyon to Williams, 50 cents for seat (day run), and \$2.00 for double berth (night run).

Stop-overs are granted on through railroad and sleeping-car tickets.

The Round-trip Rate, Williams to Grand Canyon, is only \$6.50.

Ask any Santa Fe agent for free copy of pamphlet entitled "Titan of Chasms." For 50 cents a beautifully illustrated book may be had about the Grand Canyon—containing articles by noted writers, a fine map, and cover in colors. Apply to principal Santa Fe agents, of address Passenger Department, Chicago.